



**ANNA UNIVERSITY, CHENNAI**  
**NON-AUTONOMOUS COLLEGES AFFILIATED COLLEGES**  
**REGULATIONS 2021**

**B. TECH. HANDLOOM AND TEXTILE TECHNOLOGY**

**CHOICE BASED CREDIT SYSTEM (CBCS)**

**PROGRAM EDUCATIONAL OBJECTIVES:**

Bachelor of Handloom and Textile Technology curriculum is designed to prepare the undergraduates to

1. Have attitude and knowledge for the successful professional and technical career
2. Have strong foundation in basic sciences, engineering, management, mathematics and computational platforms
3. Have knowledge on the theory and practices in the field of handloom and textile manufacturing technology and allied areas
4. Engross in life-long learning to keep themselves abreast of new developments, and practice and inspire high ethical values and technical standards

**PROGRAM OUTCOMES:**

The Handloom and Textile Technology Graduates will have the ability to

1. Apply knowledge of mathematics, sciences, engineering and textile technology to get solution for the technological problems in handloom and textile industry
2. Identify, formulate, review literature and critically analyze the technological problems in the handloom and textile industry to reach substantiated conclusion
3. Design and develop the solutions to the technological and managerial problems in handloom and textile industry with appropriate consideration for the public health and safety, and the cultural, societal, and environmental considerations
4. Use research-based knowledge and research methods including design of experiments, analysis and interpretation of data, and synthesis of the information to provide valid conclusions to the technological problems in handloom and textile industry

5. Create, select, and apply appropriate techniques, resources, and modern engineering and IT tools for managing handloom and textile manufacturing companies with an understanding of the limitations
6. Apply reasoning gained through the contextual knowledge to assess societal, health, safety, legal and cultural issues and the consequent responsibilities relevant to the profession
7. Understand the impact of the developed solutions in societal and environmental contexts, and demonstrate the knowledge for sustainable development
8. Understand ethical and professional responsibilities
9. Function effectively as an individual, and as a member or leader in diverse teams in the profession
10. Communicate effectively on complex engineering activities with the engineering community and with society at large. Able to comprehend and write effective reports and design documentation, make effective presentations, and give and receive clear instructions.
11. Demonstrate knowledge and understanding of the engineering and management principles and apply these to one's own work, as a member and leader in a team, to manage projects and in multidisciplinary environments
12. Recognize the need for, and have the preparation and ability to engage in independent and life-long learning in the broadest context of technological change.

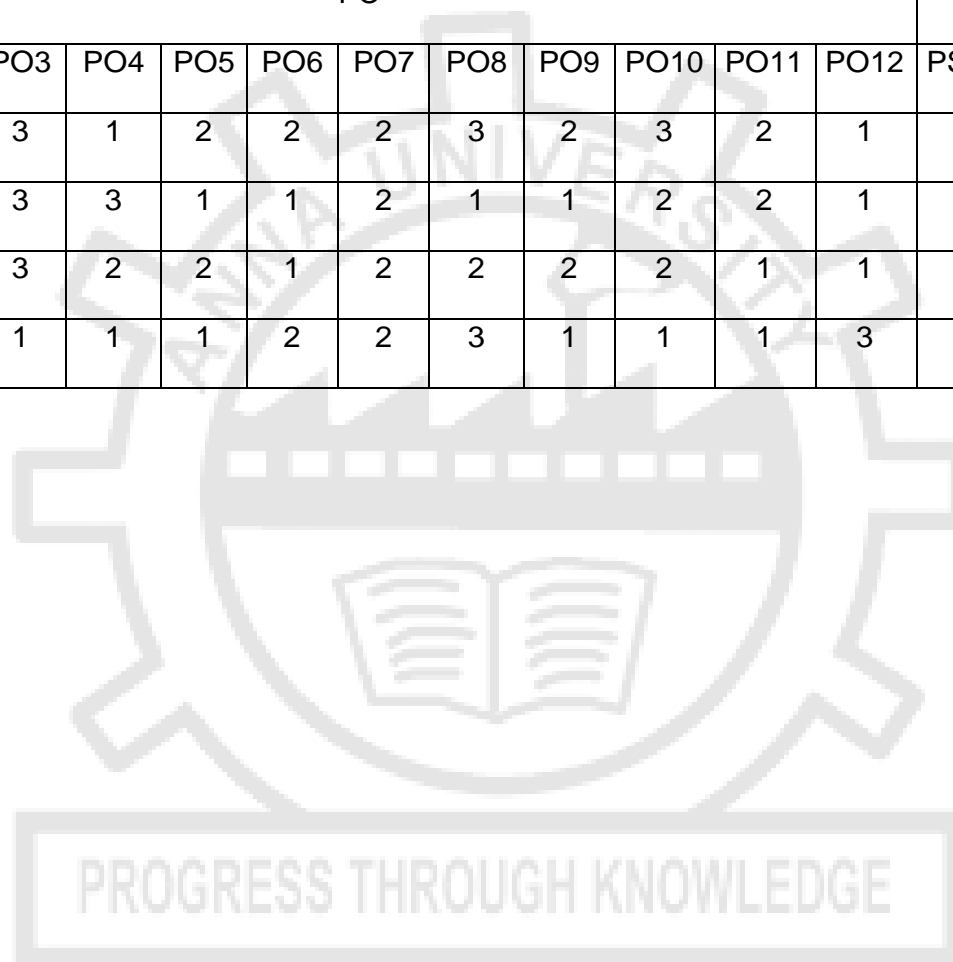
**PROGRAM SPECIFIC OUTCOMES:**

The Handloom and Textile Technology Graduates will have the ability to

1. Understand and apply fundamental and the technical knowledge for managing handloom and textile manufacturing industry
2. Be a successful entrepreneur and designer in handloom fabrics and textile clothing.
3. Design and develop novel products and manufacturing processes in handloom and textile fields

**PEO's – PO's & PSO's MAPPING**

PEO	PO												PSO		
	PO1	PO2	PO3	PO4	PO5	PO6	PO7	PO8	PO9	PO10	PO11	PO12	PSO1	PSO2	PSO3
I	3	3	3	1	2	2	2	3	2	3	2	1	3	3	2
II	3	3	3	3	1	1	2	1	1	2	2	1	2	2	1
III	3	3	3	2	2	1	2	2	2	2	1	1	3	3	2
IV	1	2	1	1	1	2	2	3	1	1	1	3	2	2	2



Year	Semester	Course Name	PO												PSO		
			1	2	3	4	5	6	7	8	9	10	11	12	1	2	3
		<b>HUMANITIES AND SOCIAL SCIENCES INCLUDING MANAGEMENT COURSES</b>															
I	I	Professional English - I	1.6	2.2	1.8	2.2	1.5	3	3	3	1.6	3	3	3	-	-	-
I	II	Professional English - II	3	3	3	3	2.75	3	3	3	2.2	3	3	3	-	-	-
		தமிழர் மரபு /Heritage of Tamils															
		தமிழரும் தொழில்நுட்பமும் / Tamils and Technology															
		<b>Basic Science Courses [BSC]</b>	<b>1</b>	<b>2</b>	<b>3</b>	<b>4</b>	<b>5</b>	<b>6</b>	<b>7</b>	<b>8</b>	<b>9</b>	<b>10</b>	<b>11</b>	<b>12</b>	<b>1</b>	<b>2</b>	<b>3</b>
	I	Matrices and Calculus	3	3	1	1	0	0	0	0	2	0	2	3	-	-	-
	I	Engineering Physics	3	3	1.6	1.2	1.8	1	-	-	-	-	-	1	-	-	-
	I	Engineering Chemistry	2.8	1.3	1.6	1	-	1.5	1.8	-	-	-	-	1.5	-	-	-
	I	Physics and Chemistry Laboratory	3	2.4	2.6	1	1										
			2.6	1.3	1.6	1	1	1.4	1.8	-	-	-	-	1.3	-	-	-
	II	Statistics and Numerical Methods	3	3	1	1	1	0	0	0	2	0	2	3	-	-	-
	IV	Environmental Science and Sustainability *	2.8	1.8	1	1	-	2.2	2.4	-	-	-	-	1.8	-	-	-
	III	Probability and Statistical Methods	3	3	3	2	1.2	0.8	0	0.2	0	0	1.2	1.2	1.6	1.2	1.6
		<b>ENGINEERING SCIENCE COURSE [ESC]</b>	<b>1</b>	<b>2</b>	<b>3</b>	<b>4</b>	<b>5</b>	<b>6</b>	<b>7</b>	<b>8</b>	<b>9</b>	<b>10</b>	<b>11</b>	<b>12</b>	<b>1</b>	<b>2</b>	<b>3</b>
	I	Problem Solving and Python Programming	2	3	3	3	2	-	-	-	-	-	2	2	3	3	
	I	Problem Solving and Python Programming Laboratory	2	3	3	3	2	-	-	-	-	-	2	2	3	3	
	II	Basic Electrical, Electronics and Instrumentation Engineering	2	1	1					1					-	-	-
	II	Engineering Graphics	3	1	2		2					3		2	2	2	
	II	Engineering Practices Laboratory	3	2			1	1	1					2	2	1	1
	II	Basic Electrical, Electronics and Instrumentation Engineering Laboratory	1.6	1.4	0.8	1.6				1.2	1.6						
		<b>PROFESSIONAL CORE COURSES [PCC]</b>	<b>1</b>	<b>2</b>	<b>3</b>	<b>4</b>	<b>5</b>	<b>6</b>	<b>7</b>	<b>8</b>	<b>9</b>	<b>10</b>	<b>11</b>	<b>12</b>	<b>1</b>	<b>2</b>	<b>3</b>

	III	Handloom Weaving Technology	2	2	2	2	1	-	-	-	-	-	-	2	2	1	2
	III	Technology of Pre-Spinning Process	2.8	2.8	3	2	2	-	-	-	-	-	-	1	3	1	1
	III	Preparatory process for woven Fabric Manufacture	3	3	3	2.28	2	-	-	-	2	2	2	1	3	1	2.71
	III	Structure and Properties of Textile Fibres	3	3	2.28	3	2	-	1	-	1	2	1	1	3	1	2
	III	Production of Textile Fibres	3	3	2	2	1	2	2	-	-	-	-	1	3	1	3
	III	Pre Spinning Laboratory	3	3	3	3	2	-	1	-	2	2	2	1	3	1	2
	III	Handloom Weaving Laboratory	3	3	3	3	2	1	1	-	3	1	2	1	3	1	3
	IV	Technology of Yarn Spinning	3	3	3	2.28	2	-	1	-	2	2	2	1	3	1	1.28
	IV	Technology of woven Fabric Manufacture	3	3	3	2	2	-	-	-	-	-	-	1	3	1	2
	IV	Knitting Technology	3	3	3	2	2	-	-	-	-	-	-	1	3	1	2
	IV	Chemical Processing of Textile Materials I	3	2	2	2	2	-	2	-	-	-	-	1	3	1	2
	IV	Fabric Structure I	3	2	3	-	1	-	1	-	-	1	-	2	3	3	3
	IV	Fabric Manufacture Laboratory	3	3	3	3	2	-	1	-	2	2	2	1	3	2	3
	IV	Fabric Structure Analysis Laboratory	3	3	3	1	-	-	-	-	2	2	2	2	3	3	3
	V	Testing of Textile Materials	3	3	2	3	2	-	-	2	-	-	-	1	3	1	2
	V	Fabric Structure II	3	2.17	3	1	1	-	1	-	2	1.16	2	2	3	3	3
	V	Testing of Textile Materials Laboratory	3	2.17	3	1	1	-	1	-	2	1.16	2	2	3	3	3
	V	Textile Design and CAD Laboratory	3	1	3	2	3	-	-	-	1	2	1	1	3	3	3
	VI	Chemical Processing of Textile Material II	3	2	2	2	2	-	3	-	-	-	-	1	3	1	2

	VI	Technology of Nonwoven	3	2	2	2	2	-	-	-	-	-	-	1	3	1	2
	VI	Textile Chemical Processing Laboratory	3	3	3	3	-	1	1	-	2	1	1	1	3	1	2.33
	VI	Textile Product Engineering Laboratory	3	3	3	3	2	1	1	-	2	2	2	2	3	2	3
	VI	Apparel and Home Furnishings Manufacturing	3	1.57	2.28	2	1	-	-	-	2	2	2	1.28	2.28	2.28	2.28
	VI	Financial Management for Textile Industries	3	3	1	2	2	-	-	-	-	2	2	1	3	2	1
		<b>PROFESSIONAL ELECTIVES [PEC]</b>															
		Process and Quality Control in Spinning	3	3	3	3	2	1	1	1	-	-	-	2	3	2	2
		Process and Quality Control in Fabric Manufacture	3	3	3	3	2	1	1	1	-	-	-	2	3	2	2
		Theory of Drafting and Twisting	3	3	3	2	2	-	-	-	-	-	-	1	3	1	2
		Production and application of sewing threads	3	3	1	1	1	-	-	-	-	-	-	1	3	1	2
		Textile Chemicals and Auxiliaries	2	2	2	2	-	2	2	2	-	2	2	-	2	2	2
		Garment Production Machinery	2.5 7	2.2 8	1.14	1	1	1	1	1	1	2	2	1	2	3	3
		Industrial Engineering in Garment Industry	1.2	2	3	3	2	1	1.2	2	2	1	2.4	2	1	1	-
		Pattern Engineering	2	2	2	-	2	-	-	1	1	1	1	1	2	3	1
		Apparel Marketing and Merchandising	-	1	2.6	2	2	1	1	2.4	2	1.2	1	-	2	2	2
		Apparel Product Development Laboratory	1.33	-	-	-	-	-	-	1	1.3 3	1.3 3	1.3 3	1	3	2	1
		Basic Sewing and Pattern Making Laboratory	-	-	-	-	1	-	-	-	-	1	1	-	1	2	1
		Apparel Costing	3	2	-	-	1	-	-	-	-	-	2	1	3	2	1
		Operations Research in Textile Industry	3	2	2	3	3	-	-	-	-	1	2	1	3	3	2
		Supply Chain Management	1	1	2	2	2	-	-	-	2	2	2	1	2	2	1
		Apparel Costing	3	3	1	2	2	-	-	-	-	2	2	1	3	2	1

		Textile and Apparel EXIM Management	2	1	1	2	1	-	-	-	-	1	-	1	2	1	-
		Management of Textile Effluents															
		Technical Textiles	3	2	3	3	2	-	-	-	-	-	-	1	3	2	3
		Medical Textiles	3	2	3	3	2	1	-	-	-	-	-	2	3	2	3
		Smart Textiles	3	2	2	2	-	-	-	-	-	-	-	1	3	1	2
		Protective Textiles	3	2	2	2	-	-	-	-	-	-	-	1	3	1	2
		Coated Textiles	3	2	2	2	-	-	-	-	-	-	-	1	3	1	3
		Home Textile	3	1	2	2	-	-	-	-	-	-	-	1	2	2	2
		Characterization of Textile Polymers	3	-	-	2	1	-	-	-	-	-	-	1	3	1	1
		Clothing Comfort	3	2	2	2	1	-	-	-	-	-	-	2	3	2	3
		Textile Reinforced Composites	3	2	3	1	1	-	1	-	-	-	-	2	3	2	2
		Advances in Textile Printing and Finishes															
		Advanced Testing of Textiles	3	2	2	3	2	-	1	-	-	-	-	1	3	1	2
		<b>EMPLOYABILITY ENHANCEMENT COURSES (EEC)</b>	<b>1</b>	<b>2</b>	<b>3</b>	<b>4</b>	<b>5</b>	<b>6</b>	<b>7</b>	<b>8</b>	<b>9</b>	<b>10</b>	<b>11</b>	<b>12</b>	<b>1</b>	<b>2</b>	<b>3</b>
	IV	Internship /Training I	3	3	2	2.6	2.8	2	2	2.1	2.1	3	2.4	2.6	2.6	2.8	2.4
	V	Summer internship	3	3	2	2.6	2.8	2	2	2.1	2.1	3	2.4	2.6	2.6	2.8	2.4
	VII	Summer internship	3	3	2	2.6	2.8	2	2	2.1	2.1	3	2.4	2.6	2.6	2.8	2.4
	VIII	Project Work / Internship	3	3	3	3	1	1	1	2	2	2	2	1	3	2	3

1-Low,2-Medium,3-High,”-“-no correlation

PROGRESS THROUGH KNOWLEDGE

**ANNA UNIVERSITY, CHENNAI**  
**NON-AUTONOMOUS COLLEGES AFFILIATED COLLEGES**  
**REGULATIONS 2021**

**CHOICE BASED CREDIT SYSTEM (CBCS)**

**B. TECH. HANDLOOM AND TEXTILE TECHNOLOGY**

**CURRICULUM AND SYLLABI FOR I TO VIII SEMESTERS**

**SEMESTER I**

S. No.	COURSE CODE	COURSE TITLE	CATE-GORY	PERIODS PER WEEK			TOTAL CONTACT PERIODS	CREDITS
				L	T	P		
1.	IP3151	Induction Programme	-	-	-	-	-	0
<b>THEORY</b>								
2.	HS3152	Professional English - I	HSMC	3	0	0	3	3
3.	MA3151	Matrices and Calculus	BSC	3	1	0	4	4
4.	PH3151	Engineering Physics	BSC	3	0	0	3	3
5.	CY3151	Engineering Chemistry	BSC	3	0	0	3	3
6.	GE3151	Problem Solving and Python Programming	ESC	3	0	0	3	3
7.	GE3152	தமிழர் மரபு /Heritage of Tamils	HSMC	1	0	0	1	1
<b>PRACTICALS</b>								
8.	GE3171	Problem Solving and Python Programming Laboratory	ESC	0	0	4	4	2
9.	BS3171	Physics and Chemistry Laboratory	BSC	0	0	4	4	2
10.	GE3172	English Laboratory §	EEC	0	0	2	2	1
<b>TOTAL</b>				<b>16</b>	<b>1</b>	<b>10</b>	<b>27</b>	<b>22</b>

§ Skill Based Course

**SEMESTER II**

SI. NO.	COURSE CODE	COURSE TITLE	CATE-GORY	PERIODS PER WEEK			TOTAL CONTACT PERIODS	CREDITS
				L	T	P		
<b>THEORY</b>								
1.	HS3252	Professional English - II	HSMC	2	0	0	2	2
2.	MA3251	Statistics and Numerical Methods	BSC	3	1	0	4	4
3.	PH3257	Physics for Textile Technologists	BSC	3	0	0	3	3
4.	BE3252	Basic Electrical, Electronics and Instrumentation Engineering	ESC	3	0	0	3	3
5.	GE3251	Engineering Graphics	ESC	2	0	4	6	4
6.	CY3252	Chemistry for Textile Technologists	BSC	3	0	0	3	3
7.	GE3252	தமிழரும் தொழில்நுட்பமும் / Tamils and Technology	HSMC	1	0	0	1	1
8.		NCC Credit Course Level 1 <sup>#</sup>	-	2	0	0	2	2
<b>PRACTICALS</b>								
9.	GE3271	Engineering Practices Laboratory	ESC	0	0	4	4	2
10.	BE3272	Basic Electrical, Electronics and Instrumentation Engineering Laboratory	ESC	0	0	4	4	2
11.	GE3272	Communication Laboratory / Foreign Language §	EEC	0	0	4	4	2
<b>TOTAL</b>				<b>17</b>	<b>1</b>	<b>16</b>	<b>34</b>	<b>26</b>

<sup>#</sup>NCC Credit Course level 1 is offered for NCC students only. The grades earned by the students will be recorded in the Mark Sheet, however the same shall not be considered for the computation of CGPA.

§ Skill Based Course



**SEMESTER III**

S. NO.	COURSE CODE	COURSE TITLE	CATE GORY	PERIODS PER WEEK			TOTAL CONTACT PERIODS	CREDITS
				L	T	P		
<b>THEORY</b>								
1.	MA3357	Probability and Statistical Methods	BSC	3	1	0	4	4
2.	HT3301	Handloom Weaving Technology	PCC	3	0	0	3	3
3.	TT3354	Technology of Pre-Spinning Process	PCC	3	0	0	3	3
4.	TT3351	Preparatory process for woven Fabric Manufacture	PCC	3	0	2	5	4
5.	TT3353	Structure and Properties of Textile Fibres	PCC	3	0	2	5	4
6.	TT3352	Production of Textile Fibres	PCC	3	0	0	3	3
<b>PRACTICALS</b>								
7.	TT3361	Pre Spinning Laboratory	PCC	0	0	3	3	1.5
8.	HT3311	Handloom Weaving Laboratory	PCC	0	0	2	2	1
9.	GE3361	Professional Development <sup>§</sup>	EEC	0	0	2	2	1
<b>TOTAL</b>				<b>18</b>	<b>1</b>	<b>11</b>	<b>30</b>	<b>24.5</b>

§ Skill Based Course

**SEMESTER IV**

S. NO.	COURSE CODE	COURSE TITLE	CATE GORY	PERIODS PER WEEK			TOTAL CONTACT PERIODS	CREDITS
				L	T	P		
<b>THEORY</b>								
1.	TT3454	Technology of Yarn Spinning	PCC	3	0	2	5	4
2.	TT3453	Technology of woven Fabric Manufacture	PCC	3	0	0	3	3
3.	TT3452	Knitting Technology	PCC	3	0	0	3	3
4.	TT3451	Chemical Processing of Textile Materials I	PCC	3	0	0	3	3
5.	HT3401	Fabric Structure I	PCC	3	0	0	3	3
6.	GE3451	Environmental Sciences and Sustainability	BSC	2	0	0	2	2
7.		NCC Credit Course Level 2 <sup>#</sup>		3	0	0	3	3 <sup>#</sup>
<b>PRACTICALS</b>								
8.	TT3461	Fabric Manufacture Laboratory	PCC	0	0	3	3	1.5
9.	TT3462	Fabric Structure Analysis Laboratory	PCC	0	0	3	3	1.5
10.	HT3512	Industrial Training/Internship I <sup>*</sup>	EEC	0	0	0	0	0
<b>TOTAL</b>				<b>17</b>	<b>0</b>	<b>8</b>	<b>25</b>	<b>21</b>

<sup>#</sup> NCC Credit Course level 2 is offered for NCC students only. The grades earned by the students will be recorded in the Mark Sheet, however the same shall not be considered for the computation of CGPA.

<sup>\*</sup>Two weeks industrial training/internship carries one credit. Industrial training/internship during IV Semester Summer Vacation will be evaluated in V semester

**SEMESTER V**

S. NO.	COURSE CODE	COURSE TITLE	CATEGORY	PERIODS PER WEEK			TOTAL CONTACT PERIODS	CREDITS
				L	T	P		
<b>THEORY</b>								
1.	TT3591	Testing of Textile Materials	PCC	3	0	0	3	3
2.	HT3501	Fabric Structure II	PCC	3	0	2	5	4
3.		Professional Elective I	PEC	3	0	0	3	3
4.		Professional Elective II	PEC	3	0	0	3	3
5.		Professional Elective III	PEC	3	0	0	3	3
6.		Mandatory Course-I*	MC	3	0	0	3	Non-Credit Course
<b>PRACTICALS</b>								
7.	TT3581	Testing of Textile Materials Laboratory	PCC	0	0	3	3	1.5
8.	HT3511	Textile Design and CAD Laboratory	PCC	0	0	2	2	1
9.	HT3512	Industrial Training/Internship I*	EEC	0	0	0	0	1
<b>TOTAL</b>				<b>18</b>	<b>0</b>	<b>7</b>	<b>25</b>	<b>19.5</b>

\* Mandatory Course-I is a Non-credit Course (Student shall select one course from the list given under MC-I)

\*Two weeks industrial training/internship carries one credit. Industrial training/internship during IV Semester Summer Vacation will be evaluated in V semester

**SEMESTER VI**

S. NO.	COURSE CODE	COURSE TITLE	CATEGORY	PERIODS PER WEEK			TOTAL CONTACT PERIODS	CREDITS
				L	T	P		
<b>THEORY</b>								
1.	TT3651	Chemical Processing of Textile Material II	PCC	3	0	0	3	3
2.	TT3691	Technology of Nonwoven	PCC	3	0	0	3	3
3.		Open Elective – I*	OEC	3	0	0	3	3
4.		Professional Elective IV	PEC	3	0	0	3	3
5.		Professional Elective V	PEC	3	0	0	3	3
6.		Professional Elective VI	PEC	3	0	0	3	3
7.		Mandatory Course-II <sup>&amp;</sup>	MC	3	0	0	3	Non-Credit Course
8.		NCC Credit Course Level 3 <sup>#</sup>		3	0	0	3	3 #
<b>PRACTICALS</b>								
9.	TT3661	Textile Chemical Processing Laboratory	PCC	0	0	3	3	1.5
10.	TT3611	Textile Product Engineering Laboratory	PCC	0	0	3	3	1.5
11.	HT3711	Industrial Training/ Internship II <sup>##</sup>	EEC	0	0	0	0	0
<b>TOTAL</b>				<b>21</b>	<b>0</b>	<b>6</b>	<b>27</b>	<b>21</b>

\*Open Elective – I shall be chosen from the emerging technologies.

<sup>##</sup>Two weeks industrial training/internship carries one credit. Industrial training/Internship during VI Semester Summer Vacation will be evaluated in VII semester

<sup>&</sup> Mandatory Course-II is a Non-credit Course (Student shall select one course from the list given under MC- II)

<sup>#</sup> NCC Credit Course level 3 is offered for NCC students only. The grades earned by the students will be recorded in the Mark Sheet, however the same shall not be considered for the computation of CGPA.

**SEMESTER VII/VIII\***

S. NO.	COURSE CODE	COURSE TITLE	CATE GORY	PERIODS PER WEEK			TOTAL CONTACT PERIODS	CREDITS
				L	T	P		
<b>THEORY</b>								
1.	TT3751	Apparel and Home Furnishings Manufacture	PCC	3	0	2	5	4
2.	TT3752	Financial Management for Textile Industries	PCC	3	0	0	3	3
3.	GE3791	Human values and Ethics	HSMC	2	0	0	2	2
4.		Elective – Management <sup>#</sup>	HSMC	3	0	0	3	3
5.		Open Elective – II <sup>**</sup>	OEC	3	0	0	3	3
6.		Open Elective – III <sup>***</sup>	OEC	3	0	0	3	3
7.		Open Elective – IV <sup>***</sup>	OEC	3	0	0	3	3
<b>PRACTICALS</b>								
8.	HT3711	Industrial Training/ Internship II <sup>##</sup>	EEC	0	0	0	0	1
<b>TOTAL</b>				<b>20</b>	<b>0</b>	<b>2</b>	<b>22</b>	<b>22</b>

\*If students undergo internship in Semester VII, then the courses offered during semester VII will be offered during semester VIII.

\*\*Open Elective – II shall be chosen from the emerging technologies.

\*\*\*Open Elective III and IV (Shall be chosen from the list of open electives offered by other Programmes

<sup>#</sup> Elective- Management shall be chosen from the Elective Management courses

<sup>##</sup>Two weeks industrial training/internship carries one credit. Industrial training/Internship during VI Semester Summer Vacation will be evaluated in VII semester

**SEMESTER VIII/VII<sup>#</sup>**

S. NO.	COURSE CODE	COURSE TITLE	CATE GORY	PERIODS PER WEEK			TOTAL CONTACT PERIODS	CREDITS
				L	T	P		
<b>PRACTICALS</b>								
1.	HT3811	Project Work / Internship <sup>#</sup>	EEC	0	0	20	20	10
<b>TOTAL</b>				<b>0</b>	<b>0</b>	<b>20</b>	<b>20</b>	<b>10</b>

\*If students undergo internship in Semester VII, then the courses offered during semester VII will be offered during semester VIII.

<sup>#</sup>15 weeks of continuous Internship in an organization carries 10 credits.

**TOTAL CREDITS: 166**

PROGRESS THROUGH KNOWLEDGE

**ELECTIVE – MANAGEMENT COURSES**

SL. NO.	COURSE CODE	COURSE TITLE	CATE GORY	PERIODS PERWEEK			TOTAL CONTACT PERIODS	CREDITS
				L	T	P		
1.	GE3751	Principles of Management	HSMC	3	0	0	3	3
2.	GE3752	Total Quality Management	HSMC	3	0	0	3	3
3.	GE3753	Engineering Economics and Financial Accounting	HSMC	3	0	0	3	3
4.	GE3754	Human Resource Management	HSMC	3	0	0	3	3
5.	GE3755	Knowledge Management	HSMC	3	0	0	3	3
6.	GE3792	Industrial Management	HSMC	3	0	0	3	3

### MANDATORY COURSES I\*

S. NO.	COURSE CODE	COURSE TITLE	CATE GORY	PERIODS PER WEEK			TOTAL CONTACT PERIODS
				L	T	P	
1.	MX3081	Introduction to Women and Gender Studies	MC	3	0	0	3
2.	MX3082	Elements of Literature	MC	3	0	0	3
3.	MX3083	Film Appreciation	MC	3	0	0	3
4.	MX3084	Disaster Risk Reduction and Management	MC	3	0	0	3

\* Mandatory Courses are offered as Non –Credit Courses

### MANDATORY COURSES II\*

S. NO.	COURSE CODE	COURSE TITLE	CATE GORY	PERIODS PER WEEK			TOTAL CONTACT PERIODS
				L	T	P	
1.	MX3085	Well Being with Traditional Practices -Yoga, Ayurveda and Siddha	MC	3	0	0	3
2.	MX3086	History of Science and Technology in India	MC	3	0	0	3
3.	MX3087	Political and Economic Thought for a Humane Society	MC	3	0	0	3
4.	MX3088	State, Nation Building and Politics in India	MC	3	0	0	3
5.	MX3089	Industrial Safety	MC	3	0	0	3

\* Mandatory Courses are offered as Non –Credit Courses

PROGRESS THROUGH KNOWLEDGE

**PROFESSIONAL ELECTIVE COURSES : VERTICALS**

<b>Vertical I Spinning, Weaving and chemical processing</b>	<b>Vertical II Garment Manufacturing</b>	<b>Vertical III Management of Textile Industries</b>	<b>Vertical IV Technical Textiles</b>	<b>Vertical V Advancements in textiles</b>
Process and Quality Control in Spinning	Garment Production Machinery	Operations Research in Textile Industry	Technical Textiles	Characterization of Textile Polymers
Process and Quality Control in Fabric Manufacture	Industrial Engineering in Garment Industry	Supply Chain Management	Medical Textiles	Clothing Comfort
Theory of Drafting and Twisting	Pattern Making	Apparel Costing	Home Textiles	Textile Reinforced Composites
Production and application of sewing threads	Apparel Marketing and Merchandising	Textile and Apparel EXIM Management	Smart Textiles	High Performance Fibres
Structural Mechanics of Yarns and Fabrics	Apparel Product Development Laboratory	Enterprise Resource Planning for Apparel Industry	Protective Textiles	Advanced Testing of Textiles
Textile Chemicals and Auxiliaries	Basic Sewing and Pattern Making Laboratory	Management of Textile Effluents	Coated Textiles	Advances in Textile Printing and Finishes

**Registration of Professional Elective Courses from Verticals:**

Refer to the regulations 2021, Clause 6.3. (Amended on 27.07.2023)

PROGRESS THROUGH KNOWLEDGE

**PROFESSIONAL ELECTIVE COURSES : VERTICALS**

**VERTICAL 1: SPINNING, WEAVING AND CHEMICAL PROCESSING**

SL. NO.	COURSE CODE	COURSE TITLE	CATE GORY	PERIODS PER WEEK			TOTAL CONTACT PERIODS	CREDITS
				L	T	P		
1.	CTT343	Process and Quality Control in Spinning	PEC	3	0	0	3	3
2.	CTT342	Process and Quality Control in Fabric Manufacture	PEC	3	0	0	3	3
3.	CTT353	Theory of Drafting and Twisting	PEC	3	0	0	3	3
4.	CTT344	Production and application of sewing threads	PEC	3	0	0	3	3
5.	CTT357	Structural Mechanics of Yarns and Fabrics	PEC	3	0	0	3	3
6.	CTT351	Textile Chemicals and Auxiliaries	PEC	3	0	0	3	3

**VERTICAL 2: GARMENT MANUFACTURING**

SL. NO.	COURSE CODE	COURSE TITLE	CATE GORY	PERIODS PER WEEK			TOTAL CONTACT PERIODS	CREDITS
				L	T	P		
1.	CTT337	Garment Production Machinery	PEC	3	0	0	3	3
2.	FT3692	Industrial Engineering in Garment Manufacturing	PEC	3	0	0	3	3
3.	FT3404	Pattern Engineering	PEC	3	0	0	3	3
4.	FT3691	Apparel Marketing and Merchandising	PEC	3	0	0	3	3
5.	CTT362	Apparel Product Development Laboratory	PEC	0	0	6	6	3
6.	CTT361	Basic Sewing and Pattern Making Laboratory	PEC	0	0	6	6	3

### VERTICAL 3: MANAGEMENT OF TEXTILE INDUSTRIES

SL. NO.	COURSE CODE	COURSE TITLE	CATEGORY	PERIODS PER WEEK			TOTAL CONTACT PERIODS	CREDITS
				L	T	P		
1.	CTT341	Operations Research in Textile Industry	PEC	3	0	0	3	3
2.	CTT347	Supply Chain Management	PEC	3	0	0	3	3
3.	CTT336	Enterprise Resource Planning for Garment Industry	PEC	0	0	6	6	3
4.	CTT354	Apparel Costing	PEC	3	0	0	3	3
5.	CTT355	Management of Textile Effluents	PEC	3	0	0	3	3
6.	CTT356	Textile and Apparel EXIM Management	PEC	3	0	0	3	3

### VERTICAL 4: TECHNICAL TEXTILES

SL. NO.	COURSE CODE	COURSE TITLE	CATEGORY	PERIODS PER WEEK			TOTAL CONTACT PERIODS	CREDITS
				L	T	P		
1.	CTT348	Technical Textiles	PEC	3	0	0	3	3
2.	CTT340	Medical Textiles	PEC	3	0	0	3	3
3.	CTT339	Home Textiles	PEC	3	0	0	3	3
4.	CTT346	Smart Textiles	PEC	3	0	0	3	3
5.	CTT345	Protective Textiles	PEC	3	0	0	3	3
6.	CTT335	Coated Textiles	PEC	3	0	0	3	3

### VERTICAL 5: ADVANCEMENTS IN TEXTILES

SL. NO.	COURSE CODE	COURSE TITLE	CATEGORY	PERIODS PER WEEK			TOTAL CONTACT PERIODS	CREDITS
				L	T	P		
1.	CTT333	Characterization of Textile Polymers	PEC	3	0	0	3	3
2.	CTT334	Clothing Comfort	PEC	3	0	0	3	3
3.	CTT352	Textile Reinforced Composites	PEC	3	0	0	3	3
4.	CTT338	High Performance Fibres	PEC	3	0	0	3	3
5.	CTT331	Advanced Testing of Textiles	PEC	3	0	0	3	3
6.	CTT332	Advances in Textile Printing and Finishes	PEC	3	0	0	3	3

### **OPEN ELECTIVES**

Students shall choose the open elective courses, such that the course contents are not similar to any other course contents/title under other course categories.

### **OPEN ELECTIVE I AND II (EMERGING TECHNOLOGIES)**

To be offered other than Faculty of Information and Communication Engineering

SL. NO.	COURSE CODE	COURSE TITLE	CATEGORY	PERIODS PER WEEK			TOTAL CONTACT PERIODS	CREDITS
				L	T	P		
1.	OCS351	Artificial Intelligence and Machine Learning Fundamentals	OEC	2	0	2	4	3
2.	OCS352	IoT Concepts and Applications	OEC	2	0	2	4	3
3.	OCS353	Data Science Fundamentals	OEC	2	0	2	4	3
4.	CCS333	Augmented Reality / Virtual Reality	OEC	2	0	2	4	3

### **OPEN ELECTIVES – III**

SL. NO.	COURSE CODE	COURSE TITLE	CATEGORY	PERIODS PER WEEK			TOTAL CONTACT PERIODS	CREDITS
				L	T	P		
1.	OHS351	English for Competitive Examinations	OEC	3	0	0	3	3
2.	OCE353	Lean Concepts, Tools And Practices	OEC	3	0	0	3	3
3.	OMG352	NGOs and Sustainable Development	OEC	3	0	0	3	3
4.	OMG353	Democracy and Good Governance	OEC	3	0	0	3	3
5.	CME365	Renewable Energy Technologies	OEC	3	0	0	3	3
6.	OME354	Applied Design Thinking	OEC	3	0	0	3	3
7.	MF3003	Reverse Engineering	OEC	3	0	0	3	3
8.	OPR351	Sustainable Manufacturing	OEC	3	0	0	3	3
9.	AU3791	Electric and Hybrid Vehicle	OEC	3	0	0	3	3
10.	OAS352	Space Engineering	OEC	3	0	0	3	3
11.	OIM351	Industrial Management	OEC	3	0	0	3	3
12.	OIE354	Quality Engineering	OEC	3	0	0	3	3
13.	OSF351	Fire Safety	OEC	3	0	0	3	3



		Engineering						
14.	OML351	Introduction to non-destructive testing	OEC	3	0	0	3	3
15.	OMR351	Mechatronics	OEC	3	0	0	3	3
16.	ORA351	Foundation of Robotics	OEC	3	0	0	3	3
17.	OAE352	Fundamentals of Aeronautical engineering	OEC	3	0	0	3	3
18.	OGI351	Remote Sensing Concepts	OEC	3	0	0	3	3
19.	OAI351	Urban Agriculture	OEC	3	0	0	3	3
20.	OEN351	Drinking Water Supply and Treatment	OEC	3	0	0	3	3
21.	OEE352	Electric Vehicle technology	OEC	3	0	0	3	3
22.	OEI353	Introduction to PLC Programming	OEC	3	0	0	3	3
23.	OFD352	Traditional Indian Foods	OEC	3	0	0	3	3
24.	OFD353	Introduction to food processing	OEC	3	0	0	3	3
25.	OPY352	IPR for Pharma Industry	OEC	3	0	0	3	3
26.	OCH351	Nano Technology	OEC	3	0	0	3	3
27.	OCH352	Functional Materials	OEC	3	0	0	3	3
28.	OPE351	Introduction to Petroleum Refining and Petrochemicals	OEC	3	0	0	3	3
29.	CPE334	Energy Conservation and Management	OEC	3	0	0	3	3
30.	OPT351	Basics of Plastics Processing	OEC	3	0	0	3	3
31.	OEC351	Signals and Systems	OEC	3	0	0	3	3
32.	OEC352	Fundamentals of Electronic Devices and Circuits	OEC	3	0	0	3	3
33.	CBM348	Foundation Skills in Integrated Product Development	OEC	3	0	0	3	3
34.	CBM333	Assistive Technology	OEC	3	0	0	3	3
35.	OMA352	Operations Research	OEC	3	0	0	3	3
36.	OMA353	Algebra and Number Theory	OEC	3	0	0	3	3
37.	OMA354	Linear Algebra	OEC	3	0	0	3	3
38.	OBT352	Basics of Microbial Technology	OEC	3	0	0	3	3
39.	OBT353	Basics of Biomolecules	OEC	3	0	0	3	3
40.	OBT354	Fundamentals of Cell and Molecular Biology	OEC	3	0	0	3	3

**OPEN ELECTIVES – IV**

SL. NO.	COURSE CODE	COURSE TITLE	CATE GORY	PERIODS PER WEEK			TOTAL CONTACT PERIODS	CREDITS
				L	T	P		
1.	OHS352	Project Report Writing	OEC	3	0	0	3	3
2.	OCE354	Basics of Integrated Water Resources Management	OEC	3	0	0	3	3
3.	OMA355	Advanced Numerical Methods	OEC	3	0	0	3	3
4.	OMA356	Random Processes	OEC	3	0	0	3	3
5.	OMA357	Queueing and Reliability Modelling	OEC	3	0	0	3	3
6.	OMG354	Production and Operations Management for Entrepreneurs	OEC	3	0	0	3	3
7.	OMG355	Multivariate Data Analysis	OEC	3	0	0	3	3
8.	OME352	Additive Manufacturing	OEC	3	0	0	3	3
9.	CME343	New Product Development	OEC	3	0	0	3	3
10.	OME355	Industrial Design & Rapid Prototyping Techniques	OEC	2	0	2	4	3
11.	MF3010	Micro and Precision Engineering	OEC	3	0	0	3	3
12.	OMF354	Cost Management of Engineering Projects	OEC	3	0	0	3	3
13.	AU3002`	Batteries and Management system	OEC	3	0	0	3	3
14.	AU3008	Sensors and Actuators	OEC	3	0	0	3	3
15.	OAS353	Space Vehicles	OEC	3	0	0	3	3
16.	OIM352	Management Science	OEC	3	0	0	3	3
17.	OIM353	Production Planning and Control	OEC	3	0	0	3	3
18.	OIE353	Operations Management	OEC	3	0	0	3	3
19.	OSF352	Industrial Hygiene	OEC	3	0	0	3	3
20.	OSF353	Chemical Process Safety	OEC	3	0	0	3	3
21.	OML352	Electrical, Electronic and Magnetic materials	OEC	3	0	0	3	3
22.	OML353	Nanomaterials and applications	OEC	3	0	0	3	3
23.	OMR352	Hydraulics and Pneumatics	OEC	3	0	0	3	3
24.	OMR353	Sensors	OEC	3	0	0	3	3
25.	ORA352	Concepts in Mobile	OEC	3	0	0	3	3

		Robots						
26.	MV3501	Marine Propulsion	OEC	3	0	0	3	3
27.	OMV351	Marine Merchant Vessels	OEC	3	0	0	3	3
28.	OMV352	Elements of Marine Engineering	OEC	3	0	0	3	3
29.	CRA332	Drone Technologies	OEC	3	0	0	3	3
30.	OGI352	Geographical Information System	OEC	3	0	0	3	3
31.	OAI352	Agriculture Entrepreneurship Development	OEC	3	0	0	3	3
32.	OEN352	Biodiversity Conservation	OEC	3	0	0	3	3
33.	OEE353	Introduction to control systems	OEC	3	0	0	3	3
34.	OEI354	Introduction to Industrial Automation Systems	OEC	3	0	0	3	3
35.	OFD354	Fundamentals of Food Engineering	OEC	3	0	0	3	3
36.	OFD355	Food safety and Quality Regulations	OEC	3	0	0	3	3
37.	OPY353	Nutraceuticals	OEC	3	0	0	3	3
38.	OCH353	Energy Technology	OEC	3	0	0	3	3
39.	OCH354	Surface Science	OEC	3	0	0	3	3
40.	OPE353	Industrial safety	OEC	3	0	0	3	3
41.	OPE354	Unit Operations in Petro Chemical Industries	OEC	3	0	0	3	3
42.	OPT352	Plastic Materials for Engineers	OEC	3	0	0	3	3
43.	OPT353	Properties and Testing of Plastics	OEC	3	0	0	3	3
44.	OEC353	VLSI Design	OEC	3	0	0	3	3
45.	CBM370	Wearable devices	OEC	3	0	0	3	3
46.	CBM356	Medical Informatics	OEC	3	0	0	3	3
47.	OBT355	Biotechnology for Waste Management	OEC	3	0	0	3	3
48.	OBT356	Lifestyle Diseases	OEC	3	0	0	3	3
49.	OBT357	Biotechnology in Health Care	OEC	3	0	0	3	3

## SUMMARY

Name of the Programme										
S.No	Subject Area	Credits per Semester								Total Credits
		I	II	III	IV	V	VI	VII/VIII	VIII/VII	
1	HSMC	4	3					5		12
2	BSC	12	10	4	2					28
3	ESC	5	11							16
4	PCC			19.5	19	9.5	9	7		64
5	PEC					9	9			18
6	OEC						3	9		12
7	EEC	1	2	1		1		1	10	16
8	Non-Credit (Mandatory)					√	√			
<b>Total</b>		<b>22</b>	<b>26</b>	<b>24.5</b>	<b>21</b>	<b>19.5</b>	<b>21</b>	<b>22</b>	<b>10</b>	<b>166</b>



### Enrollment for B.E. / B. Tech. (Honours) / Minor degree (Optional)

A student can also optionally register for additional courses (18 credits) and become eligible for the award of B.E./B.Tech. (Honours) Minor degree.

For B.E. / B. Tech. (Honours), a student shall register for the additional courses (18 credits) from semester V onwards. These courses shall be from the same vertical or a combination of different verticals of the same programme of study only.

For minor degree, a student shall register for the additional courses (18 credits) from semester V onwards. All these courses have to be in a particular vertical from any one of the other programmes, Moreover, for minor degree the student can register for courses from any one of the following verticals also.

Complete details are available in clause 4.10 (Amendments) of Regulations 2021.

#### VERTICALS FOR MINOR DEGREE (IN ADDITIONS TO ALL THE VERTICALS OF OTHER PROGRAMMES)

Vertical I Fintech and Block Chain	Vertical II Entrepreneurship	Vertical III Public Administration	Vertical IV Business Data Analytics	Vertical V Environment and Sustainability
Financial Management	Foundations of Entrepreneurship	Principles of Public Administration	Statistics For Management	Sustainable infrastructure Development
Fundamentals of Investment	Team Building & Leadership Management for Business	Constitution of India	Datamining For Business Intelligence	Sustainable Agriculture and Environmental Management
Banking, Financial Services and Insurance	Creativity & Innovation in Entrepreneurship	Public Personnel Administration	Human Resource Analytics	Sustainable Bio Materials
Introduction to Blockchain and its Applications	Principles of Marketing Management For Business	Administrative Theories	Marketing And Social Media Web Analytics	Materials for Energy Sustainability
Fintech Personal Finance and Payments	Human Resource Management for Entrepreneurs	Indian Administrative System	Operation And Supply Chain Analytics	Green Technology
Introduction to Fintech	Financing New Business Ventures	Public Policy Administration	Financial Analytics	Environmental Quality Monitoring and Analysis
-	-	-	-	Integrated Energy Planning for Sustainable Development
-	-	-	-	Energy Efficiency for Sustainable Development

(Choice of courses for Minor degree is to be made from any one vertical of other programmes or from anyone of the following verticals)

**VERTICAL 1: FINTECH AND BLOCK CHAIN**

SL. NO.	COURSE CODE	COURSE TITLE	CATEGORY	PERIODS PER WEEK			TOTAL CONTACT PERIODS	CREDITS
				L	T	P		
1.	CMG331	Financial Management	PEC	3	0	0	3	3
2.	CMG332	Fundamentals of Investment	PEC	3	0	0	3	3
3.	CMG333	Banking, Financial Services and Insurance	PEC	3	0	0	3	3
4.	CMG334	Introduction to Blockchain and its Applications	PEC	3	0	0	3	3
5.	CMG335	Fintech Personal Finance and Payments	PEC	3	0	0	3	3
6.	CMG336	Introduction to Fintech	PEC	3	0	0	3	3

**VERTICAL 2: ENTREPRENEURSHIP**

SL. NO.	COURSE CODE	COURSE TITLE	CATEGORY	PERIODS PER WEEK			TOTAL CONTACT PERIODS	CREDITS
				L	T	P		
1.	CMG337	Foundations of Entrepreneurship	PEC	3	0	0	3	3
2.	CMG338	Team Building & Leadership Management for Business	PEC	3	0	0	3	3
3.	CMG339	Creativity & Innovation in Entrepreneurship	PEC	3	0	0	3	3
4.	CMG340	Principles of Marketing Management For Business	PEC	3	0	0	3	3
5.	CMG341	Human Resource Management for Entrepreneurs	PEC	3	0	0	3	3
6.	CMG342	Financing New Business Ventures	PEC	3	0	0	3	3

**VERTICAL 3: PUBLIC ADMINISTRATION**

SL. NO.	COURSE CODE	COURSE TITLE	CATE GORY	PERIODS PER WEEK			TOTAL CONTACT PERIODS	CREDITS
				L	T	P		
1.	CMG343	Principles of Public Administration	PEC	3	0	0	3	3
2.	CMG344	Constitution of India	PEC	3	0	0	3	3
3.	CMG345	Public Personnel Administration	PEC	3	0	0	3	3
4.	CMG346	Administrative Theories	PEC	3	0	0	3	3
5.	CMG347	Indian Administrative System	PEC	3	0	0	3	3
6.	CMG348	Public Policy Administration	PEC	3	0	0	3	3

**VERTICAL 4: BUSINESS DATA ANALYTICS**

SL. NO.	COURSE CODE	COURSE TITLE	CATE GORY	PERIODS PER WEEK			TOTAL CONTACT PERIODS	CREDITS
				L	T	P		
1.	CMG349	Statistics For Management	PEC	3	0	0	3	3
2.	CMG350	Datamining For Business Intelligence	PEC	3	0	0	3	3
3.	CMG351	Human Resource Analytics	PEC	3	0	0	3	3
4.	CMG352	Marketing And Social Media Web Analytics	PEC	3	0	0	3	3
5.	CMG353	Operation And Supply Chain Analytics	PEC	3	0	0	3	3
6.	CMG354	Financial Analytics	PEC	3	0	0	3	3

**VERTICAL 5: ENVIRONMENT AND SUSTAINABILITY**

SL. NO.	COURSE CODE	COURSE TITLE	CATE GORY	PERIODS PER WEEK			TOTAL CONTACT PERIODS	CREDITS
				L	T	P		
1.	CES331	Sustainable infrastructure Development	PEC	3	0	0	3	3
2.	CES332	Sustainable Agriculture and Environmental Management	PEC	3	0	0	3	3
3.	CES333	Sustainable Bio Materials	PEC	3	0	0	3	3
4.	CES334	Materials for Energy Sustainability	PEC	3	0	0	3	3
5.	CES335	Green Technology	PEC	3	0	0	3	3
6.	CES336	Environmental Quality Monitoring and Analysis	PEC	3	0	0	3	3
7.	CES337	Integrated Energy Planning for Sustainable Development	PEC	3	0	0	3	3
8.	CES338	Energy Efficiency for Sustainable Development	PEC	3	0	0	3	3

## **IP3151**

## **INDUCTION PROGRAMME**

This is a mandatory 2 week programme to be conducted as soon as the students enter the institution. Normal classes start only after the induction program is over.

The induction programme has been introduced by AICTE with the following objective:

“Engineering colleges were established to train graduates well in the branch/department of admission, have a holistic outlook, and have a desire to work for national needs and beyond. The graduating student must have knowledge and skills in the area of his/her study. However, he/she must also have broad understanding of society and relationships. Character needs to be nurtured as an essential quality by which he/she would understand and fulfill his/her responsibility as an engineer, a citizen and a human being. Besides the above, several meta-skills and underlying values are needed.”

“One will have to work closely with the newly joined students in making them feel comfortable, allow them to explore their academic interests and activities, reduce competition and make them work for excellence, promote bonding within them, build relations between teachers and students, give a broader view of life, and build character. “

Hence, the purpose of this programme is to make the students feel comfortable in their new environment, open them up, set a healthy daily routine, create bonding in the batch as well as between faculty and students, develop awareness, sensitivity and understanding of the self, people around them, society at large, and nature.

The following are the activities under the induction program in which the student would be fully engaged throughout the day for the entire duration of the program.

### **(i) Physical Activity**

This would involve a daily routine of physical activity with games and sports, yoga, gardening, etc.

### **(ii) Creative Arts**

Every student would choose one skill related to the arts whether visual arts or performing arts. Examples are painting, sculpture, pottery, music, dance etc. The student would pursue it everyday for the duration of the program. These would allow for creative expression. It would develop a sense of aesthetics and also enhance creativity which would, hopefully, grow into engineering design later.

### **(iii) Universal Human Values**

This is the anchoring activity of the Induction Programme. It gets the student to explore oneself and allows one to experience the joy of learning, stand up to peer pressure, take decisions with courage, be aware of relationships with colleagues and supporting stay in the hostel and department, be sensitive to others, etc. A module in Universal Human Values provides the base. Methodology of teaching this content is extremely important. It must not be through do's and don't's, but get students to explore and think by engaging them in a dialogue. It is best taught through group discussions and real life activities rather than lecturing.

Discussions would be conducted in small groups of about 20 students with a faculty mentor each. It would be effective that the faculty mentor assigned is also the faculty advisor for the student for the full duration of the UG programme.

### **(iv) Literary Activity**

Literary activity would encompass reading, writing and possibly, debating, enacting a play etc.

### **(v) Proficiency Modules**



This would address some lacunas that students might have, for example, English, computer familiarity etc.

(vi) Lectures by Eminent People

Motivational lectures by eminent people from all walks of life should be arranged to give the students exposure to people who are socially active or in public life.

(vii) Visits to Local Area

A couple of visits to the landmarks of the city, or a hospital or orphanage could be organized. This would familiarize them with the area as well as expose them to the under privileged.

(viii) Familiarization to Dept./Branch & Innovations

They should be told about what getting into a branch or department means what role it plays in society, through its technology. They should also be shown the laboratories, workshops & other facilities.

(ix) Department Specific Activities

About a week can be spent in introducing activities (games, quizzes, social interactions, small experiments, design thinking etc.) that are relevant to the particular branch of Engineering / Technology/ Architecture that can serve as a motivation and kindle interest in building things (become a maker) in that particular field. This can be conducted in the form of a workshop. For example, CSE and IT students may be introduced to activities that kindle computational thinking, and get them to build simple games. ECE students may be introduced to building simple circuits as an extension of their knowledge in Science, and so on. Students may be asked to build stuff using their knowledge of science.

**Induction Programme is totally an activity based programme and therefore there shall be no tests / assessments during this programme.**

References:

Guide to Induction program from AICTE

**HS3152**

**PROFESSIONAL ENGLISH I**

**L T P C  
3 0 0 3**

**OBJECTIVES:**

- To improve the communicative competence of learners
- To learn to use basic grammatic structures in suitable contexts
- To acquire lexical competence and use them appropriately in a sentence and understand their meaning in a text
- To help learners use language effectively in professional contexts
- To develop learners' ability to read and write complex texts, summaries, articles, blogs, definitions, essays and user manuals.

**UNIT I INTRODUCTION TO EFFECTIVE COMMUNICATION**

**1**

What is effective communication? (Explain using activities) Why is communication critical for excellence during study, research and work? What are the seven C's of effective communication? What are key language skills? What is effective listening? What does it involve? What is effective speaking? What does it mean to be an excellent reader? What should you be able to do? What is effective writing? How does one develop language and communication skills? What does the course focus on? How are communication and language skills going to be enhanced during this course? What do you as a learner need to do to enhance your English language and communication skills to get the best out of this course?

**INTRODUCTION TO FUNDAMENTALS OF COMMUNICATION****8**

Reading - Reading brochures (technical context), telephone messages / social media messages relevant to technical contexts and emails. Writing - Writing emails / letters introducing oneself. Grammar - Present Tense (simple and progressive); Question types: Wh/ Yes or No/ and Tags. Vocabulary - Synonyms; One word substitution; Abbreviations & Acronyms (as used in technical contexts).

**UNIT II NARRATION AND SUMMATION****9**

Reading - Reading biographies, travelogues, newspaper reports, Excerpts from literature, and travel & technical blogs. Writing - Guided writing-- Paragraph writing Short Report on an event (field trip etc.) Grammar –Past tense (simple); Subject-Verb Agreement; and Prepositions. Vocabulary - Word forms (prefixes& suffixes); Synonyms and Antonyms. Phrasal verbs.

**UNIT III DESCRIPTION OF A PROCESS / PRODUCT****9**

Reading – Reading advertisements, gadget reviews; user manuals. Writing - Writing definitions; instructions; and Product /Process description. Grammar - Imperatives; Adjectives; Degrees of comparison; Present & Past Perfect Tenses. Vocabulary - Compound Nouns, Homonyms; and Homophones, discourse markers (connectives & sequence words).

**UNIT IV CLASSIFICATION AND RECOMMENDATIONS****9**

Reading – Newspaper articles; Journal reports –and Non Verbal Communication ( tables, pie charts etc,. ). Writing – Note-making / Note-taking (\*Study skills to be taught, not tested); Writing recommendations; Transferring information from non verbal ( chart , graph etc, to verbal mode) Grammar – Articles; Pronouns - Possessive & Relative pronouns. Vocabulary - Collocations; Fixed / Semi fixed expressions.

**UNIT V EXPRESSION****9**

Reading – Reading editorials; and Opinion Blogs; Writing – Essay Writing (Descriptive or narrative). Grammar – Future Tenses, Punctuation; Negation (Statements & Questions); and Simple, Compound & Complex Sentences. Vocabulary - Cause & Effect Expressions – Content vs Function words.

**TOTAL : 45 PERIODS****LEARNING OUTCOMES:**

At the end of the course, learners will be able

- To use appropriate words in a professional context
- To gain understanding of basic grammatical structures and use them in right context.
- To read and interpret information presented in tables, charts and other graphic forms
- To write definitions, descriptions, narrations and essays on various topics

**TEXT BOOKS :**

1. English for Engineers & Technologists Orient Blackswan Private Ltd. Department of English, Anna University, (2020 edition)
2. English for Science & Technology Cambridge University Press, 2021. Authored by Dr. Veena Selvam, Dr. Sujatha Priyadarshini, Dr. Deepa Mary Francis, Dr. KN. Shoba, and Dr. Lourdes Joevani, Department of English, Anna University.

**REFERENCE BOOKS:**

1. Technical Communication – Principles And Practices By Meenakshi Raman & Sangeeta Sharma, Oxford Univ. Press, 2016, New Delhi.
2. A Course Book On Technical English By Lakshminarayanan, Scitech Publications (India) Pvt. Ltd.
3. English For Technical Communication (With CD) By Aysha Viswamohan, Mcgraw Hill Education, ISBN : 0070264244.

4. Effective Communication Skill, Kulbhusan Kumar, RS Salaria, Khanna Publishing House.
5. Learning to Communicate – Dr. V. Chellammal, Allied Publishing House, New Delhi, 2003.

### ASSESSMENT PATTERN

Two internal assessments and an end semester examination to test students' reading and writing skills along with their grammatical and lexical competence.

### CO-PO & PSO MAPPING

CO	PO												PSO		
	1	2	3	4	5	6	7	8	9	10	11	12	1	2	3
1	1	1	1	1	1	3	3	3	1	3	-	3	-	-	-
2	1	1	1	1	1	3	3	3	1	3	-	3	-	-	-
3	2	3	2	3	2	3	3	3	2	3	3	3	-	-	-
4	2	3	2	3	2	3	3	3	2	3	3	3	-	-	-
5	2	3	3	3	-	3	3	3	2	3	-	3	-	-	-
<b>AVg.</b>	1.6	2.2	1.8	2.2	1.5	3	3	3	1.6	3	3	3	-	-	-

• 1-low, 2-medium, 3-high, '-'- no correlation

• **Note:** The average value of this course to be used for program articulation matrix.

MA3151

**MATRICES AND CALCULUS**

**L T P C**  
**3 1 0 4**

#### COURSE OBJECTIVES :

- To develop the use of matrix algebra techniques that is needed by engineers for practical applications.
- To familiarize the students with differential calculus.
- To familiarize the student with functions of several variables. This is needed in many branches of engineering.
- To make the students understand various techniques of integration.
- To acquaint the student with mathematical tools needed in evaluating multiple integrals and their applications.

#### UNIT I MATRICES

**9+3**

Eigenvalues and Eigenvectors of a real matrix – Characteristic equation – Properties of Eigenvalues and Eigenvectors – Cayley - Hamilton theorem – Diagonalization of matrices by orthogonal transformation – Reduction of a quadratic form to canonical form by orthogonal transformation – Nature of quadratic forms – Applications : Stretching of an elastic membrane.

#### UNIT II DIFFERENTIAL CALCULUS

**9+3**

Representation of functions - Limit of a function - Continuity - Derivatives - Differentiation rules (sum, product, quotient, chain rules) - Implicit differentiation - Logarithmic differentiation - Applications : Maxima and Minima of functions of one variable.

#### UNIT III FUNCTIONS OF SEVERAL VARIABLES

**9+3**

Partial differentiation – Homogeneous functions and Euler's theorem – Total derivative – Change of variables – Jacobians – Partial differentiation of implicit functions – Taylor's series for functions of two variables – Applications : Maxima and minima of functions of two variables and Lagrange's method of undetermined multipliers.

**UNIT IV INTEGRAL CALCULUS****9+3**

Definite and Indefinite integrals - Substitution rule - Techniques of Integration : Integration by parts, Trigonometric integrals, Trigonometric substitutions, Integration of rational functions by partial fraction, Integration of irrational functions - Improper integrals - Applications : Hydrostatic force and pressure, moments and centres of mass.

**UNIT V MULTIPLE INTEGRALS****9+3**

Double integrals – Change of order of integration – Double integrals in polar coordinates – Area enclosed by plane curves – Triple integrals – Volume of solids – Change of variables in double and triple integrals – Applications : Moments and centres of mass, moment of inertia

**TOTAL: 60 PERIODS****COURSE OUTCOMES:**

At the end of the course the students will be able to

- CO1 : Use the matrix algebra methods for solving practical problems.
- CO2 : Apply differential calculus tools in solving various application problems.
- CO3 : Able to use differential calculus ideas on several variable functions.
- CO4 : Apply different methods of integration in solving practical problems.
- CO5 : Apply multiple integral ideas in solving areas, volumes and other practical problems.

**TEXT BOOKS :**

1. Kreyszig.E, "Advanced Engineering Mathematics", John Wiley and Sons, 10<sup>th</sup> Edition, New Delhi, 2016.
2. Grewal.B.S., "Higher Engineering Mathematics", Khanna Publishers, New Delhi, 44<sup>th</sup> Edition , 2018.
3. James Stewart, " Calculus : Early Transcendentals ", Cengage Learning, 8<sup>th</sup> Edition, New Delhi, 2015. [For Units II & IV - Sections 1.1, 2.2, 2.3, 2.5, 2.7 (Tangents problems only), 2.8, 3.1 to 3.6, 3.11, 4.1, 4.3, 5.1 (Area problems only), 5.2, 5.3, 5.4 (excluding net change theorem), 5.5, 7.1 - 7.4 and 7.8 ].

**REFERENCES :**

1. Anton. H, Bivens. I and Davis. S, " Calculus ", Wiley, 10<sup>th</sup> Edition, 2016
2. Bali. N., Goyal. M. and Watkins. C., " Advanced Engineering Mathematics ", Firewall Media (An imprint of Lakshmi Publications Pvt., Ltd.), New Delhi, 7<sup>th</sup> Edition, 2009.
3. Jain . R.K. and Iyengar. S.R.K., " Advanced Engineering Mathematics ", Narosa Publications, New Delhi, 5<sup>th</sup> Edition, 2016.
4. Narayanan. S. and Manicavachagom Pillai. T. K., " Calculus " Volume I and II, S. Viswanathan Publishers Pvt. Ltd., Chennai, 2009.
5. Ramana. B.V., " Higher Engineering Mathematics ", McGraw Hill Education Pvt. Ltd, New Delhi, 2016.
6. Srimantha Pal and Bhunia. S.C, " Engineering Mathematics " Oxford University Press, 2015.
7. Thomas. G. B., Hass. J, and Weir. M.D, " Thomas Calculus ", 14<sup>th</sup> Edition, Pearson India, 2018.

	PO 01	PO 02	PO 03	PO 04	PO 05	PO 06	PO 07	PO 08	PO 09	PO 10	PO 11	PO 12	PSO 1	PSO 2	PSO 3
CO1	3	3	1	1	0	0	0	0	2	0	2	3	-	-	-
CO2	3	3	1	1	0	0	0	0	2	0	2	3	-	-	-
CO3	3	3	1	1	0	0	0	0	2	0	2	3	-	-	-
CO4	3	3	1	1	0	0	0	0	2	0	2	3	-	-	-
CO5	3	3	1	1	0	0	0	0	2	0	2	3	-	-	-
Avg	3	3	1	1	0	0	0	0	2	0	2	3	-	-	-

**COURSE OBJECTIVES**

- To make the students effectively to achieve an understanding of mechanics.
- To enable the students to gain knowledge of electromagnetic waves and its applications.
- To introduce the basics of oscillations, optics and lasers.
- Equipping the students to be successfully understand the importance of quantum physics.
- To motivate the students towards the applications of quantum mechanics.

**UNIT I MECHANICS****9**

Multi-particle dynamics: Center of mass (CM) – CM of continuous bodies – motion of the CM – kinetic energy of system of particles. Rotation of rigid bodies: Rotational kinematics – rotational kinetic energy and moment of inertia - theorems of M.I –moment of inertia of continuous bodies – M.I of a diatomic molecule - torque – rotational dynamics of rigid bodies – conservation of angular momentum – rotational energy state of a rigid diatomic molecule - gyroscope - torsional pendulum – double pendulum –Introduction to nonlinear oscillations.

**UNIT II ELECTROMAGNETIC WAVES****9**

The Maxwell's equations - wave equation; Plane electromagnetic waves in vacuum, Conditions on the wave field - properties of electromagnetic waves: speed, amplitude, phase, orientation and waves in matter - polarization - Producing electromagnetic waves - Energy and momentum in EM waves: Intensity, waves from localized sources, momentum and radiation pressure - Cell-phone reception. Reflection and transmission of electromagnetic waves from a non-conducting medium-vacuum interface for normal incidence.

**UNIT III OSCILLATIONS, OPTICS AND LASERS****9**

Simple harmonic motion - resonance –analogy between electrical and mechanical oscillating systems - waves on a string - standing waves - traveling waves - Energy transfer of a wave - sound waves - Doppler effect. Reflection and refraction of light waves - total internal reflection - interference –Michelson interferometer –Theory of air wedge and experiment. Theory of laser - characteristics - Spontaneous and stimulated emission - Einstein's coefficients - population inversion - Nd-YAG laser, CO<sub>2</sub> laser, semiconductor laser –Basic applications of lasers in industry.

**UNIT IV BASIC QUANTUM MECHANICS****9**

Photons and light waves - Electrons and matter waves –Compton effect - The Schrodinger equation (Time dependent and time independent forms) - meaning of wave function - Normalization –Free particle - particle in a infinite potential well: 1D,2D and 3D Boxes- Normalization, probabilities and the correspondence principle.

**UNIT V APPLIED QUANTUM MECHANICS****9**

The harmonic oscillator(qualitative)- Barrier penetration and quantum tunneling(qualitative)- Tunneling microscope - Resonant diode - Finite potential wells (qualitative)- Bloch's theorem for particles in a periodic potential –Basics of Kronig-Penney model and origin of energy bands.

**TOTAL : 45 PERIODS****COURSE OUTCOMES**

After completion of this course, the students should be able to

- CO1 : Understand the importance of mechanics.
- CO2 : Express their knowledge in electromagnetic waves.
- CO3 : Demonstrate a strong foundational knowledge in oscillations, optics and lasers.
- CO4 : Understand the importance of quantum physics.
- CO5 : Comprehend and apply quantum mechanical principles towards the formation of energy bands.

**TEXT BOOKS:**

1. D.Kleppner and R.Kolenkow. An Introduction to Mechanics. McGraw Hill Education (Indian Edition), 2017. [L] [SEP]
2. E.M.Purcell and D.J.Morin, Electricity and Magnetism, Cambridge Univ.Press, 2013.
3. Arthur Beiser, Shobhit Mahajan, S. Rai Choudhury, Concepts of Modern Physics, McGraw-Hill (Indian Edition), 2017.

**REFERENCES:**

1. R.Wolfson. Essential University Physics. Volume 1 & 2. Pearson Education (Indian Edition), 2009.
2. Paul A. Tipler, Physic – Volume 1 & 2, CBS, (Indian Edition), 2004.
3. K.Thyagarajan and A.Ghatak. Lasers: Fundamentals and Applications, Laxmi Publications, (Indian Edition), 2019.
4. D.Halliday, R.Resnick and J.Walker. Principles of Physics, Wiley (Indian Edition), 2015.
5. N.Garcia, A.Damask and S.Schwarz. Physics for Computer Science Students. Springer-Verlag,

**CO's-PO's & PSO's MAPPING**

CO's	PO's												PSO's			
	1	2	3	4	5	6	7	8	9	10	11	12	1	2	3	
1	3	3	2	1	1	1	-	-	-	-	-	-	-	-	-	-
2	3	3	2	1	2	1	-	-	-	-	-	-	-	-	-	-
3	3	3	2	2	2	1	-	-	-	-	-	1	-	-	-	-
4	3	3	1	1	2	1	-	-	-	-	-	-	-	-	-	-
5	3	3	1	1	2	1	-	-	-	-	-	-	-	-	-	-
<b>AVG</b>	3	3	1.6	1.2	1.8	1	-	-	-	-	-	1	-	-	-	-

1-Low,2-Medium,3-High,"-no correlation

Note: the average value of this course to be used for program articulation matrix.

CY3151

**ENGINEERING CHEMISTRY****L T P C****3 0 0 3****COURSE OBJECTIVES:**

- To inculcate sound understanding of water quality parameters and water treatment techniques.
- To impart knowledge on the basic principles and preparatory methods of nanomaterials.
- To introduce the basic concepts and applications of phase rule and composites.
- To facilitate the understanding of different types of fuels, their preparation, properties and combustion characteristics.
- To familiarize the students with the operating principles, working processes and applications of energy conversion and storage devices.

**UNIT I WATER AND ITS TREATMENT****9**

Water: Sources and impurities, Water quality parameters: Definition and significance of-color, odour, turbidity, pH, hardness, alkalinity, TDS, COD and BOD, flouride and arsenic. Municipal water treatment: primary treatment and disinfection (UV, Ozonation, break-point chlorination). Desalination of brackish water: Reverse Osmosis. Boiler troubles: Scale and sludge, Boiler corrosion, Caustic embrittlement, Priming & foaming. Treatment of boiler feed water: Internal treatment (phosphate, colloidal, sodium aluminate and calgon conditioning) and External treatment – Ion exchange demineralization and zeolite process.

**UNIT II NANOCHEMISTRY****9**

Basics: Distinction between molecules, nanomaterials and bulk materials; Size-dependent properties (optical, electrical, mechanical and magnetic); Types of nanomaterials: Definition,

properties and uses of – nanoparticle, nanocluster, nanorod, nanowire and nanotube. Preparation of nanomaterials: sol-gel, solvothermal, laser ablation, chemical vapour deposition, electrochemical deposition and electro spinning. Applications of nanomaterials in medicine, agriculture, energy, electronics and catalysis.

### **UNIT III PHASE RULE AND COMPOSITES**

**9**

Phase rule: Introduction, definition of terms with examples. One component system - water system; Reduced phase rule; Construction of a simple eutectic phase diagram - Thermal analysis; Two component system: lead-silver system - Pattinson process.

Composites: Introduction: Definition & Need for composites; Constitution: Matrix materials (Polymer matrix, metal matrix and ceramic matrix) and Reinforcement (fiber, particulates, flakes and whiskers). Properties and applications of: Metal matrix composites (MMC), Ceramic matrix composites and Polymer matrix composites. Hybrid composites - definition and examples.

### **UNIT IV FUELS AND COMBUSTION**

**9**

Fuels: Introduction: Classification of fuels; Coal and coke: Analysis of coal (proximate and ultimate), Carbonization, Manufacture of metallurgical coke (Otto Hoffmann method). Petroleum and Diesel: Manufacture of synthetic petrol (Bergius process), Knocking - octane number, diesel oil - cetane number; Power alcohol and biodiesel.

Combustion of fuels: Introduction: Calorific value - higher and lower calorific values, Theoretical calculation of calorific value; Ignition temperature: spontaneous ignition temperature, Explosive range; Flue gas analysis - ORSAT Method. CO<sub>2</sub> emission and carbon foot print.

### **UNIT V ENERGY SOURCES AND STORAGE DEVICES**

**9**

Stability of nucleus: mass defect (problems), binding energy; Nuclear energy: light water nuclear power plant, breeder reactor. Solar energy conversion: Principle, working and applications of solar cells; Recent developments in solar cell materials. Wind energy; Geothermal energy; Batteries: Types of batteries, Primary battery - dry cell, Secondary battery - lead acid battery and lithium-ion-battery; Electric vehicles; working principles; Fuel cells: H<sub>2</sub>-O<sub>2</sub> fuel cell, microbial fuel cell; Supercapacitors: Storage principle, types and examples.

**TOTAL: 45 PERIODS**

### **COURSE OUTCOMES**

At the end of the course, the students will be able:

- CO1 :To infer the quality of water from quality parameter data and propose suitable treatment methodologies to treat water.
- CO2 :To identify and apply basic concepts of nanoscience and nanotechnology in designing the synthesis of nanomaterials for engineering and technology applications.
- CO3 :To apply the knowledge of phase rule and composites for material selection requirements.
- CO4 :To recommend suitable fuels for engineering processes and applications.
- CO5 :To recognize different forms of energy resources and apply them for suitable application in energy sectors.

### **TEXT BOOKS:**

1. P. C. Jain and Monica Jain, "Engineering Chemistry", 17<sup>th</sup> Edition, Dhanpat Rai Publishing Company (P) Ltd, New Delhi, 2018.
2. Sivasankar B., "Engineering Chemistry", Tata McGraw-Hill Publishing Company Ltd, New Delhi, 2008.
3. S.S. Dara, "A Text book of Engineering Chemistry", S. Chand Publishing, 12<sup>th</sup> Edition, 2018.

**REFERENCES:**

1. B. S. Murty, P. Shankar, Baldev Raj, B. B. Rath and James Murday, "Text book of nanoscience and nanotechnology", Universities Press-IIM Series in Metallurgy and Materials Science, 2018.
2. O.G. Palanna, "Engineering Chemistry" McGraw Hill Education (India) Private Limited, 2<sup>nd</sup> Edition, 2017.
3. Friedrich Emich, "Engineering Chemistry", Scientific International PVT, LTD, New Delhi, 2014.
4. Shikha Agarwal, "Engineering Chemistry-Fundamentals and Applications", Cambridge University Press, Delhi, Second Edition, 2019.
5. O.V. Roussak and H.D. Gesser, Applied Chemistry-A Text Book for Engineers and Technologists, Springer Science Business Media, New York, 2nd Edition, 2013.

**CO-PO & PSO MAPPING**

CO	PO												PSO		
	1	2	3	4	5	6	7	8	9	10	11	12	1	2	3
1	3	2	2	1	-	1	1	-	-	-	-	1	-	-	-
2	2	-	-	1	-	2	2	-	-	-	-	-	-	-	-
3	3	1	-	-	-	-	-	-	-	-	-	-	-	-	-
4	3	1	1	-	-	1	2	-	-	-	-	-	-	-	-
5	3	1	2	1	-	2	2	-	-	-	-	2	-	-	-
<b>Avg.</b>	<b>2.8</b>	<b>1.3</b>	<b>1.6</b>	<b>1</b>	<b>-</b>	<b>1.5</b>	<b>1.8</b>	<b>-</b>	<b>-</b>	<b>-</b>	<b>-</b>	<b>1.5</b>	<b>-</b>	<b>-</b>	<b>-</b>

1-low, 2-medium, 3-high, '-'- no correlation

**GE3151**

**PROBLEM SOLVING AND PYTHON PROGRAMMING**

**L T P C**  
**3 0 0 3**

**OBJECTIVES:**

- To understand the basics of algorithmic problem solving.
- To learn to solve problems using Python conditionals and loops.
- To define Python functions and use function calls to solve problems.
- To use Python data structures - lists, tuples, dictionaries to represent complex data.
- To do input/output with files in Python.

**UNIT I COMPUTATIONAL THINKING AND PROBLEM SOLVING**

**9**

Fundamentals of Computing – Identification of Computational Problems -Algorithms, building blocks of algorithms (statements, state, control flow, functions), notation (pseudo code, flow chart, programming language), algorithmic problem solving, simple strategies for developing algorithms (iteration, recursion). Illustrative problems: find minimum in a list, insert a card in a list of sorted cards, guess an integer number in a range, Towers of Hanoi.

**UNIT II DATA TYPES, EXPRESSIONS, STATEMENTS**

**9**

Python interpreter and interactive mode, debugging; values and types: int, float, boolean, string, and list; variables, expressions, statements, tuple assignment, precedence of operators, comments; Illustrative programs: exchange the values of two variables, circulate the values of n variables, distance between two points.

**UNIT III CONTROL FLOW, FUNCTIONS, STRINGS**

**9**

Conditionals: Boolean values and operators, conditional (if), alternative (if-else), chained conditional (if-elif-else); Iteration: state, while, for, break, continue, pass; Fruitful functions: return values, parameters, local and global scope, function composition, recursion; Strings: string slices, immutability, string functions and methods, string module; Lists as arrays. Illustrative



programs: square root, gcd, exponentiation, sum an array of numbers, linear search, binary search.

**UNIT IV      LISTS, TUPLES, DICTIONARIES      9**

Lists: list operations, list slices, list methods, list loop, mutability, aliasing, cloning lists, list parameters; Tuples: tuple assignment, tuple as return value; Dictionaries: operations and methods; advanced list processing - list comprehension; Illustrative programs: simple sorting, histogram, Students marks statement, Retail bill preparation.

**UNIT V      FILES, MODULES, PACKAGES      9**

Files and exception: text files, reading and writing files, format operator; command line arguments, errors and exceptions, handling exceptions, modules, packages; Illustrative programs: word count, copy file, Voter’s age validation, Marks range validation (0-100).

**TOTAL : 45 PERIODS**

**OUTCOMES:**

**Upon completion of the course, students will be able to**

- CO1: Develop algorithmic solutions to simple computational problems.
- CO2: Develop and execute simple Python programs.
- CO3: Write simple Python programs using conditionals and looping for solving problems.
- CO4: Decompose a Python program into functions.
- CO5: Represent compound data using Python lists, tuples, dictionaries etc.
- CO6: Read and write data from/to files in Python programs.

**TEXT BOOKS:**

1. Allen B. Downey, “Think Python : How to Think like a Computer Scientist”, 2nd Edition, O’Reilly Publishers, 2016.
2. Karl Beecher, “Computational Thinking: A Beginner’s Guide to Problem Solving and programming”, 1st Edition, BCS Learning & Development Limited, 2017.

**REFERENCES:**

1. Paul Deitel and Harvey Deitel, “Python for Programmers”, Pearson Education, 1st Edition, 2021.
2. G Venkatesh and Madhavan Mukund, “Computational Thinking: A Primer for Programmers and Data Scientists”, 1st Edition, Notion Press, 2021.
3. John V Guttag, "Introduction to Computation and Programming Using Python: With Applications to Computational Modeling and Understanding Data“, Third Edition, MIT Press , 2021
4. Eric Matthes, “Python Crash Course, A Hands - on Project Based Introduction to Programming”, 2nd Edition, No Starch Press, 2019.
5. <https://www.python.org/>
6. Martin C. Brown, “Python: The Complete Reference”, 4th Edition, Mc-Graw Hill, 2018.

**COs- PO’s & PSO’s MAPPING**

CO's	PO's												PSO's		
	1	2	3	4	5	6	7	8	9	10	11	12	1	2	3
1	3	3	3	3	2	-	-	-	-	-	2	2	3	3	-
2	3	3	3	3	2	-	-	-	-	-	2	2	3	-	-
3	3	3	3	3	2	-	-	-	-	-	2	-	3	-	-
4	2	2	-	2	2	-	-	-	-	-	1	-	3	-	-
5	1	2	-	-	1	-	-	-	-	-	1	-	2	-	-
6	2	2	-	-	2	-	-	-	-	-	1	-	2	-	-
<b>AVg.</b>	<b>2</b>	<b>3</b>	<b>3</b>	<b>3</b>	<b>2</b>	-	-	-	-	-	<b>2</b>	<b>2</b>	<b>3</b>	<b>3</b>	-

1 - low, 2 - medium, 3 - high, '-' - no correlation

**அலகு I மொழி மற்றும் இலக்கியம்:**

3

இந்திய மொழிக் குடும்பங்கள் - திராவிட மொழிகள் - தமிழ் ஒரு செம்மொழி - தமிழ் செவ்விலக்கியங்கள் - சங்க இலக்கியத்தின் சமயச் சார்பற்ற தன்மை - சங்க இலக்கியத்தில் பகிர்தல் அறம் - திருக்குறளில் மேலாண்மைக் கருத்துக்கள் - தமிழ்க் காப்பியங்கள், தமிழகத்தில் சமண பௌத்த சமயங்களின் தாக்கம் - பக்தி இலக்கியம், ஆழ்வார்கள் மற்றும் நாயன்மார்கள் - சிற்றிலக்கியங்கள் - தமிழில் நவீன இலக்கியத்தின் வளர்ச்சி - தமிழ் இலக்கிய வளர்ச்சியில் பாரதியார் மற்றும் பாரதிதாசன் ஆகியோரின் பங்களிப்பு.

**அலகு II மரபு - பாறை ஓவியங்கள் முதல் நவீன ஓவியங்கள் வரை - சிற்பக் கலை:**

3

நடுகல் முதல் நவீன சிற்பங்கள் வரை - ஐம்பொன் சிலைகள்- பழங்குடியினர் மற்றும் அவர்கள் தயாரிக்கும் கைவினைப் பொருட்கள், பொம்மைகள் - தேர் செய்யும் கலை - சுடுமண் சிற்பங்கள் - நாட்டுப்புறத் தெய்வங்கள் - குமரிமுனையில் திருவள்ளூர் சிலை - இசைக் கருவிகள் - மிருதங்கம், பறை, வீணை, யாழ், நாதஸ்வரம் - தமிழர்களின் சமூக பொருளாதார வாழ்வில் கோவில்களின் பங்கு.

**அலகு III நாட்டுப்புறக் கலைகள் மற்றும் வீர விளையாட்டுகள்:**

3

தெருக்கூத்து, கரகாட்டம், வில்லுப்பாட்டு, கணியான் கூத்து, ஓயிலாட்டம், தோல்பாவைக் கூத்து, சிலம்பாட்டம், வளரி, புலியாட்டம், தமிழர்களின் விளையாட்டுகள்.

**அலகு IV தமிழர்களின் திணைக் கோட்பாடுகள்:**

3

தமிழகத்தின் தாவரங்களும், விலங்குகளும் - தொல்காப்பியம் மற்றும் சங்க இலக்கியத்தில் அகம் மற்றும் புறக் கோட்பாடுகள் - தமிழர்கள் போற்றிய அறக்கோட்பாடு - சங்ககாலத்தில் தமிழகத்தில் எழுத்தறிவும், கல்வியும் - சங்ககால நகரங்களும் துறை முகங்களும் - சங்ககாலத்தில் ஏற்றுமதி மற்றும் இறக்குமதி - கடல்கடந்த நாடுகளில் சோழர்களின் வெற்றி.

**அலகு V இந்திய தேசிய இயக்கம் மற்றும் இந்திய பண்பாட்டிற்குத் தமிழர்களின் பங்களிப்பு:**

3

இந்திய விடுதலைப்போரில் தமிழர்களின் பங்கு - இந்தியாவின் பிறப்பகுதிகளில் தமிழ்ப் பண்பாட்டின் தாக்கம் - சுயமரியாதை இயக்கம் - இந்திய மருத்துவத்தில், சித்த மருத்துவத்தின் பங்கு - கல்வெட்டுகள், கையெழுத்துப்படிக்கள் - தமிழ்ப் புத்தகங்களின் அச்ச வரலாறு.

**TOTAL : 15 PERIODS****TEXT-CUM-REFERENCE BOOKS**

1. தமிழக வரலாறு - மக்களும் பண்பாடும் - கே.கே. பிள்ளை (வெளியீடு: தமிழ்நாடு பாடநூல் மற்றும் கல்வியியல் பணிகள் கழகம்).
2. கணினித் தமிழ் - முனைவர் இல. சுந்தரம். (விகடன் பிரசுரம்).
3. கீழடி - வைகை நதிக்கரையில் சங்ககால நகர நாகரிகம் (தொல்லியல் துறை வெளியீடு)
4. பொருளை - ஆற்றங்கரை நாகரிகம். (தொல்லியல் துறை வெளியீடு)
5. Social Life of Tamils (Dr.K.K.Pillay) A joint publication of TNTB & ESC and RMRL - (in print)

6. Social Life of the Tamils - The Classical Period (Dr.S.Singaravelu) (Published by: International Institute of Tamil Studies).
7. Historical Heritage of the Tamils (Dr.S.V.Subatamanian, Dr.K.D. Thirunavukkarasu) (Published by: International Institute of Tamil Studies).
8. The Contributions of the Tamils to Indian Culture (Dr.M.Valarmathi) (Published by: International Institute of Tamil Studies.)
9. Keeladi - 'Sangam City Civilization on the banks of river Vaigai' (Jointly Published by: Department of Archaeology & Tamil Nadu Text Book and Educational Services Corporation, Tamil Nadu)
10. Studies in the History of India with Special Reference to Tamil Nadu (Dr.K.K.Pillay) (Published by: The Author)
11. Porunai Civilization (Jointly Published by: Department of Archaeology & Tamil Nadu Text Book and Educational Services Corporation, Tamil Nadu)
12. Journey of Civilization Indus to Vaigai (R.Balakrishnan) (Published by: RMRL) – Reference Book.

**GE3152**

**HERITAGE OF TAMILS**

**L T P C**

**1 0 0 1**

**UNIT I LANGUAGE AND LITERATURE**

**3**

Language Families in India - Dravidian Languages – Tamil as a Classical Language - Classical Literature in Tamil – Secular Nature of Sangam Literature – Distributive Justice in Sangam Literature - Management Principles in Thirukural - Tamil Epics and Impact of Buddhism & Jainism in Tamil Land - Bakthi Literature Azhwars and Nayanmars - Forms of minor Poetry - Development of Modern literature in Tamil - Contribution of Bharathiyar and Bharathidhasan.

**UNIT II HERITAGE - ROCK ART PAINTINGS TO MODERN ART – SCULPTURE**

**3**

Hero stone to modern sculpture - Bronze icons - Tribes and their handicrafts - Art of temple car making - Massive Terracotta sculptures, Village deities, Thiruvalluvar Statue at Kanyakumari, Making of musical instruments - Mridhangam, Parai, Veenai, Yazh and Nadhaswaram - Role of Temples in Social and Economic Life of Tamils.

**UNIT III FOLK AND MARTIAL ARTS**

**3**

Therukoothu, Karagattam, Villu Pattu, Kaniyan Koothu, Oyillattam, Leatherpuppetry, Silambattam, Valari, Tiger dance - Sports and Games of Tamils.

**UNIT IV THINAI CONCEPT OF TAMILS**

**3**

Flora and Fauna of Tamils & Aham and Puram Concept from Tholkappiyam and Sangam Literature - Aram Concept of Tamils - Education and Literacy during Sangam Age - Ancient Cities and Ports of Sangam Age - Export and Import during Sangam Age - Overseas Conquest of Cholas.

**UNIT V CONTRIBUTION OF TAMILS TO INDIAN NATIONAL MOVEMENT AND INDIAN CULTURE**

**3**

Contribution of Tamils to Indian Freedom Struggle - The Cultural Influence of Tamils over the other parts of India – Self-Respect Movement - Role of Siddha Medicine in Indigenous Systems of Medicine – Inscriptions & Manuscripts – Print History of Tamil Books.

**TOTAL : 15 PERIODS**

**TEXT-CUM-REFERENCE BOOKS**

1. தமிழக வரலாறு – மக்களும் பண்பாடும் – கே.கே. பிள்ளை (வெளியீடு: தமிழ்நாடு பாடநூல் மற்றும் கல்வியியல் பணிகள் கழகம்).
2. கணினித் தமிழ் – முனைவர் இல. சுந்தரம். (விகடன் பிரசுரம்).

3. கீழடி – வைகை நதிக்கரையில் சங்ககால நகர நாகரிகம் (தொல்லியல் துறை வெளியீடு)
4. பொருதை – ஆற்றங்கரை நாகரிகம். (தொல்லியல் துறை வெளியீடு)
5. Social Life of Tamils (Dr.K.K.Pillay) A joint publication of TNTB & ESC and RMRL – (in print)
6. Social Life of the Tamils - The Classical Period (Dr.S.Singaravelu) (Published by: International Institute of Tamil Studies.
7. Historical Heritage of the Tamils (Dr.S.V.Subatamanian, Dr.K.D. Thirunavukkarasu) (Published by: International Institute of Tamil Studies).
8. The Contributions of the Tamils to Indian Culture (Dr.M.Valarmathi) (Published by: International Institute of Tamil Studies.)
9. Keeladi - 'Sangam City Civilization on the banks of river Vaigai' (Jointly Published by: Department of Archaeology & Tamil Nadu Text Book and Educational Services Corporation, Tamil Nadu)
10. Studies in the History of India with Special Reference to Tamil Nadu (Dr.K.K.Pillay) (Published by: The Author)
11. Porunai Civilization (Jointly Published by: Department of Archaeology & Tamil Nadu Text Book and Educational Services Corporation, Tamil Nadu)
12. Journey of Civilization Indus to Vaigai (R.Balakrishnan) (Published by: RMRL) – Reference Book.

### **GE3171 PROBLEM SOLVING AND PYTHON PROGRAMMING LABORATORY**

**L T P C**  
**0 0 4 2**

#### **OBJECTIVES:**

- To understand the problem solving approaches.
- To learn the basic programming constructs in Python.
- To practice various computing strategies for Python-based solutions to real world problems.
- To use Python data structures - lists, tuples, dictionaries.
- To do input/output with files in Python.

#### **EXPERIMENTS:**

Note: The examples suggested in each experiment are only indicative. The lab instructor is expected to design other problems on similar lines. The Examination shall not be restricted to the sample experiments listed here.

1. Identification and solving of simple real life or scientific or technical problems, and developing flow charts for the same. (Electricity Billing, Retail shop billing, Sin series, weight of a motorbike, Weight of a steel bar, compute Electrical Current in Three Phase AC Circuit, etc.)
2. Python programming using simple statements and expressions (exchange the values of two variables, circulate the values of n variables, distance between two points).
3. Scientific problems using Conditionals and Iterative loops. (Number series, Number Patterns, pyramid pattern)
4. Implementing real-time/technical applications using Lists, Tuples. (Items present in a library/Components of a car/ Materials required for construction of a building –operations of list & tuples)
5. Implementing real-time/technical applications using Sets, Dictionaries. (Language, components of an automobile, Elements of a civil structure, etc.- operations of Sets & Dictionaries)
6. Implementing programs using Functions. (Factorial, largest number in a list, area of shape)

7. Implementing programs using Strings. (reverse, palindrome, character count, replacing characters)
8. Implementing programs using written modules and Python Standard Libraries (pandas, numpy, Matplotlib, scipy)
9. Implementing real-time/technical applications using File handling. (copy from one file to another, word count, longest word)
10. Implementing real-time/technical applications using Exception handling. (divide by zero error, voter's age validity, student mark range validation)
11. Exploring Pygame tool.
12. Developing a game activity using Pygame like bouncing ball, car race etc.

**TOTAL: 60 PERIODS**

**OUTCOMES:**

On completion of the course, students will be able to:

CO1: Develop algorithmic solutions to simple computational problems

CO2: Develop and execute simple Python programs.

CO3: Implement programs in Python using conditionals and loops for solving problems..

CO4: Deploy functions to decompose a Python program.

CO5: Process compound data using Python data structures.

CO6: Utilize Python packages in developing software applications.

**TEXT BOOKS:**

1. Allen B. Downey, "Think Python : How to Think like a Computer Scientist", 2nd Edition, O'Reilly Publishers, 2016.
2. Karl Beecher, "Computational Thinking: A Beginner's Guide to Problem Solving and Programming", 1st Edition, BCS Learning & Development Limited, 2017.

**REFERENCES:**

1. Paul Deitel and Harvey Deitel, "Python for Programmers", Pearson Education, 1st Edition, 2021.
2. G Venkatesh and Madhavan Mukund, "Computational Thinking: A Primer for Programmers and Data Scientists", 1st Edition, Notion Press, 2021.
3. John V Guttag, "Introduction to Computation and Programming Using Python: With Applications to Computational Modeling and Understanding Data", Third Edition, MIT Press , 2021
4. Eric Matthes, "Python Crash Course, A Hands - on Project Based Introduction to Programming", 2nd Edition, No Starch Press, 2019.
5. <https://www.python.org/>
6. Martin C. Brown, "Python: The Complete Reference", 4th Edition, Mc-Graw Hill, 2018.

**COs- PO's & PSO's MAPPING**

CO's	PO's												PSO's		
	1	2	3	4	5	6	7	8	9	10	11	12	1	2	3
1	3	3	3	3	3	-	-	-	-	-	3	2	3	3	-
2	3	3	3	3	3	-	-	-	-	-	3	2	3	-	-
3	3	3	3	3	2	-	-	-	-	-	2	-	3	-	-
4	3	2	-	2	2	-	-	-	-	-	1	-	3	-	-
5	1	2	-	-	1	-	-	-	-	-	1	-	2	-	-
6	2	-	-	-	2	-	-	-	-	-	1	-	2	-	-
<b>AVg.</b>	<b>2</b>	<b>3</b>	<b>3</b>	<b>3</b>	<b>2</b>	-	-	-	-	-	<b>2</b>	<b>2</b>	<b>3</b>	<b>3</b>	-

1 - low, 2 - medium, 3 - high, '-' - no correlation

**PHYSICS LABORATORY: (Any Seven Experiments)****COURSE OBJECTIVES:**

- To learn the proper use of various kinds of physics laboratory equipment.
- To learn how data can be collected, presented and interpreted in a clear and concise manner.
- To learn problem solving skills related to physics principles and interpretation of experimental data.
- To determine error in experimental measurements and techniques used to minimize such error.
- To make the student as an active participant in each part of all lab exercises.

**LIST OF EXPERIMENTS**

1. Torsional pendulum - Determination of rigidity modulus of wire and moment of inertia of regular and irregular objects.
2. Simple harmonic oscillations of cantilever.
3. Non-uniform bending - Determination of Young's modulus
4. Uniform bending – Determination of Young's modulus
5. Laser- Determination of the wave length of the laser using grating
6. Air wedge - Determination of thickness of a thin sheet/wire
7. a) Optical fibre -Determination of Numerical Aperture and acceptance angle  
b) Compact disc- Determination of width of the groove using laser.
8. Acoustic grating- Determination of velocity of ultrasonic waves in liquids.
9. Ultrasonic interferometer – determination of the velocity of sound and compressibility of liquids
10. Post office box -Determination of Band gap of a semiconductor.
11. Photoelectric effect
12. Michelson Interferometer.
13. Melde's string experiment
14. Experiment with lattice dynamics kit.

**TOTAL: 30 PERIODS****COURSE OUTCOMES:**

Upon completion of the course, the students should be able to

CO1 : Understand the functioning of various physics laboratory equipment.

CO2 : Use graphical models to analyze laboratory data.

CO3 : Use mathematical models as a medium for quantitative reasoning and describing physical reality.

CO4 : Access, process and analyze scientific information.

CO5 : Solve problems individually and collaboratively.

**CO's-PO's & PSO's MAPPING**

CO's	PO's												PSO's			
	1	2	3	4	5	6	7	8	9	10	11	12	1	2	3	
1	3	2	3	1	1	-	-	-	-	-	-	-	-	-	-	-
2	3	3	2	1	1	-	-	-	-	-	-	-	-	-	-	-
3	3	2	3	1	1	-	-	-	-	-	-	-	-	-	-	-
4	3	3	2	1	1	-	-	-	-	-	-	-	-	-	-	-
5	3	2	3	1	1	-	-	-	-	-	-	-	-	-	-	-
<b>AVG</b>	3	2.4	2.6	1	1											

- 1-Low,2-Medium,3-High,"-"-no correlation
- Note: the average value of this course to be used for program articulation matrix.

### **CHEMISTRY LABORATORY: (Any seven experiments )**

#### **OBJECTIVES:**

- To inculcate experimental skills to test basic understanding of water quality parameters, such as, acidity, alkalinity, hardness, DO, chloride and copper.
- To induce the students to familiarize with electroanalytical techniques such as, pH metry, potentiometry and conductometry in the determination of impurities in aqueous solutions.
- To demonstrate the analysis of metals and alloys.
- To demonstrate the synthesis of nanoparticles

#### **CHEMISTRY LABORATORY: (Any seven experiments to be conducted)**

1. Preparation of  $\text{Na}_2\text{CO}_3$  as a primary standard and estimation of acidity of a water sample using the primary standard
2. Determination of types and amount of alkalinity in water sample.
  - Split the first experiment into two
3. Determination of total, temporary & permanent hardness of water by EDTA method.
4. Determination of DO content of water sample by Winkler's method.
5. Determination of chloride content of water sample by Argentometric method.
6. Estimation of copper content of the given solution by Iodometry.
7. Estimation of TDS of a water sample by gravimetry.
8. Determination of strength of given hydrochloric acid using pH meter.
9. Determination of strength of acids in a mixture of acids using conductivity meter.
10. Conductometric titration of barium chloride against sodium sulphate (precipitation titration)
11. Estimation of iron content of the given solution using potentiometer.
12. Estimation of sodium /potassium present in water using flame photometer.
13. Preparation of nanoparticles ( $\text{TiO}_2/\text{ZnO}/\text{CuO}$ ) by Sol-Gel method.
14. Estimation of Nickel in steel
15. Proximate analysis of Coal

**TOTAL : 30 PERIODS**

#### **OUT COMES :**

- To analyse the quality of water samples with respect to their acidity, alkalinity, hardness and DO.
- To determine the amount of metal ions through volumetric and spectroscopic techniques
- To analyse and determine the composition of alloys.
- To learn simple method of synthesis of nanoparticles
- To quantitatively analyse the impurities in solution by electroanalytical techniques

#### **TEXT BOOKS :**

1. J. Mendham, R. C. Denney, J.D. Barnes, M. Thomas and B. Sivasankar, Vogel's Textbook of Quantitative Chemical Analysis (2009).

#### **CO-PO & PSO MAPPING**

CO	PO												PSO		
	1	2	3	4	5	6	7	8	9	10	11	12	1	2	3
1	3	-	1	-	-	2	2	-	-	-	-	2	-	-	-
2	3	1	2	-	-	1	2	-	-	-	-	1	-	-	-
3	3	2	1	1	-	-	1	-	-	-	-	-	-	-	-
4	2	1	2	-	-	2	2	-	-	-	-	-	-	-	-
5	2	1	2	-	1	2	2	-	-	-	-	1	-	-	-
Avg	2.6	1.3	1.6	1	1	1.4	1.8	-	-	-	-	1.3	-	-	-

• 1-low, 2-medium, 3-high, '-'- no correlation

**OBJECTIVES :**

- To improve the communicative competence of learners
- To help learners use language effectively in academic /work contexts
- To develop various listening strategies to comprehend various types of audio materials like lectures, discussions, videos etc.
- To build on students' English language skills by engaging them in listening, speaking and grammar learning activities that are relevant to authentic contexts.
- To use language efficiently in expressing their opinions via various media.

**UNIT I INTRODUCTION TO FUNDAMENTALS OF COMMUNICATION****6**

Listening for general information-specific details- conversation: Introduction to classmates - Audio / video (formal & informal); Telephone conversation; Listening to voicemail & messages; Listening and filling a form. Speaking - making telephone calls-Self Introduction; Introducing a friend; - politeness strategies- making polite requests, making polite offers, replying to polite requests and offers- understanding basic instructions( filling out a bank application for example).

**UNIT II NARRATION AND SUMMATION****6**

Listening - Listening to podcasts, anecdotes / stories / event narration; documentaries and interviews with celebrities. Speaking - Narrating personal experiences / events-Talking about current and temporary situations & permanent and regular situations\* - describing experiences and feelings- engaging in small talk- describing requirements and abilities.

**UNIT III DESCRIPTION OF A PROCESS / PRODUCT****6**

Listening - Listen to product and process descriptions; a classroom lecture; and advertisements about products. Speaking – Picture description- describing locations in workplaces- Giving instruction to use the product- explaining uses and purposes- Presenting a product- describing shapes and sizes and weights- talking about quantities(large & small)-talking about precautions.

**UNIT IV CLASSIFICATION AND RECOMMENDATIONS****6**

Listening – Listening to TED Talks; Listening to lectures - and educational videos. Speaking – Small Talk; discussing and making plans-talking about tasks-talking about progress- talking about positions and directions of movement-talking about travel preparations- talking about transportation-

**UNIT V EXPRESSION****6**

Listening – Listening to debates/ discussions; different viewpoints on an issue; and panel discussions. Speaking –making predictions- talking about a given topic-giving opinions-understanding a website-describing processes

**TOTAL : 30 PERIODS****LEARNING OUTCOMES:**

At the end of the course, learners will be able

- To listen to and comprehend general as well as complex academic texts information
- To listen to and understand different points of view in a discussion
- To speak fluently and accurately in formal and informal communicative contexts
- To describe products and processes and explain their uses and purposes clearly and accurately
- To express their opinions effectively in both formal and informal discussions

**ASSESSMENT PATTERN**

- One online / app based assessment to test listening /speaking



- End Semester **ONLY** listening and speaking will be conducted online.
- Proficiency certification is given on successful completion of listening and speaking internal test and end semester exam.

### CO-PO & PSO MAPPING

CO	PO												PSO		
	1	2	3	4	5	6	7	8	9	10	11	12	1	2	3
1	3	3	3	3	1	3	3	3	3	3	3	3	-	-	-
2	3	3	3	3	1	3	3	3	3	3	3	3	-	-	-
3	3	3	3	3	1	3	3	3	3	3	3	3	-	-	-
4	3	3	3	3	1	3	3	3	3	3	3	3	-	-	-
5	3	3	3	3	1	3	3	3	3	3	3	3	-	-	-
<b>AVg.</b>	3	3	3	3	1	3	3	3	3	3	3	3	-	-	-

- 1-low, 2-medium, 3-high, ‘-‘- no correlation
- **Note:** The average value of this course to be used for program articulation matrix.

HS3252

**PROFESSIONAL ENGLISH -II**

**L T P C**  
**2 0 0 2**

**OBJECTIVES :**

- To engage learners in meaningful language activities to improve their reading and writing skills
- To learn various reading strategies and apply in comprehending documents in professional context.
- To help learners understand the purpose, audience, contexts of different types of writing
- To develop analytical thinking skills for problem solving in communicative contexts
- To demonstrate an understanding of job applications and interviews for internship and placements

**UNIT I MAKING COMPARISONS**

**6**

Reading - Reading advertisements, user manuals, brochures; Writing – Professional emails, Email etiquette - Compare and Contrast Essay; Grammar – Mixed Tenses, Prepositional phrases

**UNIT II EXPRESSING CAUSAL RELATIONS IN SPEAKING AND WRITING**

**6**

Reading - Reading longer technical texts– Cause and Effect Essays, and Letters / emails of complaint, Writing - Writing responses to complaints. Grammar - Active Passive Voice transformations, Infinitive and Gerunds

**UNIT III PROBLEM SOLVING**

**6**

Reading - Case Studies, excerpts from literary texts, news reports etc. Writing – Letter to the Editor, Checklists, Problem solution essay / Argumentative Essay. Grammar – Error correction; If conditional sentences

**UNIT IV REPORTING OF EVENTS AND RESEARCH**

**6**

Reading –Newspaper articles; Writing – Recommendations, Transcoding, Accident Report, Survey Report Grammar – Reported Speech, Modals Vocabulary – Conjunctions- use of prepositions

**UNIT V THE ABILITY TO PUT IDEAS OR INFORMATION COGENTLY 6**

Reading – Company profiles, Statement of Purpose, (SOP), an excerpt of interview with professionals; Writing – Job / Internship application – Cover letter & Resume; Grammar – Numerical adjectives, Relative Clauses.

**TOTAL : 30 PERIODS****OUTCOMES:**

At the end of the course, learners will be able

- To compare and contrast products and ideas in technical texts.
- To identify and report cause and effects in events, industrial processes through technical texts
- To analyse problems in order to arrive at feasible solutions and communicate them in the written format.
- To present their ideas and opinions in a planned and logical manner
- To draft effective resumes in the context of job search.

**TEXT BOOKS :**

1. English for Engineers & Technologists (2020 edition) Orient Blackswan Private Ltd. Department of English, Anna University.
2. English for Science & Technology Cambridge University Press 2021.
3. Authored by Dr. Veena Selvam, Dr. Sujatha Priyadarshini, Dr. Deepa Mary Francis, Dr. KN. Shoba, and Dr. Lourdes Joevani, Department of English, Anna University.

**REFERENCE BOOKS:**

1. Raman. Meenakshi, Sharma. Sangeeta (2019). Professional English. Oxford university press. New Delhi.
2. Improve Your Writing ed. V.N. Arora and Laxmi Chandra, Oxford Univ. Press, 2001, NewDelhi.
3. Learning to Communicate – Dr. V. Chellammal. Allied Publishers, New Delhi, 2003
4. Business Correspondence and Report Writing by Prof. R.C. Sharma & Krishna Mohan, Tata McGraw Hill & Co. Ltd., 2001, New Delhi.
5. Developing Communication Skills by Krishna Mohan, Meera Bannerji- Macmillan India Ltd. 1990, Delhi.

**ASSESSMENT PATTERN**

Two internal assessments and an end semester examination to test students' reading and writing skills along with their grammatical and lexical competence.

**CO-PO & PSO MAPPING**

CO	PO												PSO		
	1	2	3	4	5	6	7	8	9	10	11	12	1	2	3
1	3	3	3	3	3	3	3	3	2	3	3	3	-	-	-
2	3	3	3	3	3	3	3	3	2	3	3	3	-	-	-
3	3	3	3	3	3	3	3	3	2	3	3	3	-	-	-
4	3	3	3	3	2	3	3	3	2	3	3	3	-	-	-
5	-	-	-	-	-	-	-	-	3	3	3	3	-	-	-
<b>AVg.</b>	3	3	3	3	2.75	3	3	3	2.2	3	3	3	-	-	-

- 1-low, 2-medium, 3-high, '-'- no correlation
- **Note:** The average value of this course to be used for program articulation matrix.

**OBJECTIVES:**

- This course aims at providing the necessary basic concepts of a few statistical and numerical methods and give procedures for solving numerically different kinds of problems occurring in engineering and technology.
- To acquaint the knowledge of testing of hypothesis for small and large samples which plays an important role in real life problems.
- To introduce the basic concepts of solving algebraic and transcendental equations.
- To introduce the numerical techniques of interpolation in various intervals and numerical techniques of differentiation and integration which plays an important role in engineering and technology disciplines.
- To acquaint the knowledge of various techniques and methods of solving ordinary differential equations.

**UNIT I TESTING OF HYPOTHESIS****9+3**

Sampling distributions - Tests for single mean, proportion and difference of means (Large and small samples) – Tests for single variance and equality of variances – Chi square test for goodness of fit – Independence of attributes.

**UNIT II DESIGN OF EXPERIMENTS****9+3**

One way and two way classifications - Completely randomized design – Randomized block design – Latin square design -  $2^2$  factorial design.

**UNIT III SOLUTION OF EQUATIONS AND EIGENVALUE PROBLEMS****9+3**

Solution of algebraic and transcendental equations - Fixed point iteration method – Newton Raphson method- Solution of linear system of equations - Gauss elimination method – Pivoting - Gauss Jordan method – Iterative methods of Gauss Jacobi and Gauss Seidel - Eigenvalues of a matrix by Power method and Jacobi's method for symmetric matrices.

**UNIT IV INTERPOLATION, NUMERICAL DIFFERENTIATION AND NUMERICAL INTEGRATION****9+3**

Lagrange's and Newton's divided difference interpolations – Newton's forward and backward difference interpolation – Approximation of derivatives using interpolation polynomials – Numerical single and double integrations using Trapezoidal and Simpson's 1/3 rules.

**UNIT V NUMERICAL SOLUTION OF ORDINARY DIFFERENTIAL EQUATIONS****9+3**

Single step methods: Taylor's series method - Euler's method - Modified Euler's method - Fourth order Runge-Kutta method for solving first order differential equations - Multi step methods: Milne's and Adams - Bash forth predictor corrector methods for solving first order differential equations.

**TOTAL: 60 PERIODS****OUTCOMES:**

Upon successful completion of the course, students will be able to:

- Apply the concept of testing of hypothesis for small and large samples in real life problems.
- Apply the basic concepts of classifications of design of experiments in the field of agriculture.
- Appreciate the numerical techniques of interpolation in various intervals and apply the numerical techniques of differentiation and integration for engineering problems.
- Understand the knowledge of various techniques and methods for solving first and second order ordinary differential equations.
- Solve the partial and ordinary differential equations with initial and boundary conditions by using certain techniques with engineering applications.

**TEXT BOOKS:**

1. Grewal, B.S., and Grewal, J.S., "Numerical Methods in Engineering and Science", Khanna Publishers, 10<sup>th</sup> Edition, New Delhi, 2015.
2. Johnson, R.A., Miller, I and Freund J., "Miller and Freund's Probability and Statistics for Engineers", Pearson Education, Asia, 8<sup>th</sup> Edition, 2015.

**REFERENCES:**

1. Burden, R.L and Faires, J.D, "Numerical Analysis", 9<sup>th</sup> Edition, Cengage Learning, 2016.
2. Devore. J.L., "Probability and Statistics for Engineering and the Sciences", Cengage Learning, New Delhi, 8<sup>th</sup> Edition, 2014.
3. Gerald. C.F. and Wheatley. P.O. "Applied Numerical Analysis" Pearson Education, Asia, New Delhi, 7<sup>th</sup> Edition, 2007.
4. Gupta S.C. and Kapoor V. K., " Fundamentals of Mathematical Statistics", Sultan Chand & Sons, New Delhi, 12<sup>th</sup> Edition, 2020.
5. Spiegel. M.R., Schiller. J. and Srinivasan. R.A., "Schaum's Outlines on Probability and Statistics ", Tata McGraw Hill Edition, 4<sup>th</sup> Edition, 2012.
6. Walpole. R.E., Myers. R.H., Myers. S.L. and Ye. K., "Probability and Statistics for Engineers and Scientists", 9<sup>th</sup> Edition, Pearson Education, Asia, 2010.

	PO 01	PO 02	PO 03	PO 04	PO 05	PO 06	PO 07	PO 08	PO 09	PO 10	PO 11	PO 12	PS O1	PS O2	PS O3
CO1	3	3	1	1	1	0	0	0	2	0	2	3	-	-	-
CO2	3	3	1	1	1	0	0	0	2	0	2	3	-	-	-
CO3	3	3	1	1	1	0	0	0	2	0	2	3	-	-	-
CO4	3	3	1	1	1	0	0	0	2	0	2	3	-	-	-
CO5	3	3	1	1	1	0	0	0	2	0	2	3	-	-	-
Avg	3	3	1	1	1	0	0	0	2	0	2	3	-	-	-

PH3257

PHYSICS FOR TEXTILE TECHNOLOGISTS

L T P C

3 0 0 3

**COURSE OBJECTIVES:**

- To make the students effectively to understand the basics of crystallography and crystal imperfections.
- To enable the students to get knowledge on ferrous and nonferrous alloys.
- To impart knowledge on the basics of ceramics, composites and nanomaterials.
- To learn about mechanical properties of materials.
- To introduce the concept of light - matter interactions and electro-optical effects.

**UNIT I CRYSTALLOGRAPHY****9**

Crystal structures: Crystal lattice – basis - unit cell and lattice parameters – crystal systems and Bravais lattices – Structure and packing fractions of SC, BCC, FCC, diamond cubic, NaCl, ZnS structures – crystal planes, directions and Miller indices – distance between successive planes – linear and planar densities – crystalline and noncrystalline materials –Example use of Miller indices: wafer surface orientation – wafer flats and notches – pattern alignment - imperfections in crystals.

**UNIT II FERROUS AND NONFERROUS ALLOYS****9**

The Fe-Fe<sub>3</sub>C phase diagram: phases, invariant reactions, development of microstructure in eutectoid, hypoeutectoid and hypereutectoid alloys–influence of other alloying elements in the Fe-

C system - phase transformations –isothermal transformation diagram for eutectoid iron-carbon alloy – microstructures: pearlite, bainite, spheroidite and martensite – steels, stainless steels and cast irons – copper alloys – aluminum alloys – titanium alloys.

**UNIT III CERAMICS, COMPOSITES AND NANO MATERIALS 9**

Ceramics – types and applications-refractories, abrasives and cements – Composites: classification, role of matrix and reinforcement -Fiber reinforced composites – carbon-carbon composites –Nanomaterials: types, physical, chemical and mechanical properties - carbon nanotubes: properties and applications - synthesis of nanomaterials: sonochemical, molecular epitaxy, physical vapor deposition (PVD) and chemical vapor deposition (CVD). Characterization: Transmission electron microscopy - scanning electron microscopy - Atomic force microscopy - X-ray powder diffraction - Nanoparticle size calculation.

**UNIT IV MECHANICAL PROPERTIES 9**

Tensile test - plastic deformation by slip – slip systems – mechanisms of strengthening in metals: strain hardening, grain size reduction, solid solution strengthening, precipitation hardening – Creep: creep curves, stress and temperature effects, mechanisms of creep, creep-resistant materials – Fracture: ductile and brittle fractures - the Griffith criterion –fracture toughness - Fatigue failure: the S-N curve – factors that affect fatigue life – Hardness: Rockwell and Brinell hardness tests, Knoop and Vickers microhardness tests.

**UNIT V OPTICAL PROPERTIES OF MATERIALS 9**

Light waves in a homogeneous medium - refractive index - dispersion: refractive index-wave-length behaviour - group velocity and group index – NLO materials – phase matching - SHG, sum frequency generation, parametric oscillations – difference frequency generation (qualitative)- applications- - complex refractive index and light absorption - Luminescence, phosphors and white LEDs - polarization - optical anisotropy: uniaxial crystals, birefringence, dichroism - electro-optic effect and amplitude modulators

**TOTAL: 45 PERIODS**

**COURSE OUTCOMES:**

Upon completion of this course, the students should be able to

CO1 : Understand the basics of crystallography and its importance in materials properties

CO2 : Understand the basics of crystallography and crystal imperfections.

CO3 : Get knowledge on ferrous and nonferrous alloys.

CO4 : Acquire knowledge on the basics of ceramics, composites and nano-materials

CO5 : Learn about the concept of light - matter interactions and electro-optical effects.

**TEXT BOOKS:**

1. R.Balasubramaniam, Callister's Materials Science and Engineering.Wiley (Indian Edition), 2014.
2. V.Raghavan. Materials Science and Engineering: A First Course, Prentice Hall India Learning Private Limited, 2015.
3. Safa O. Kasap, Optoelectronics and Photonics, Dorling Kindersley India, 2009

**REFERENCES:**

1. J.F.Shackelford. Introduction to Materials Science for Engineers. Pearson, 2015.
2. Wendelin Wright and Donald Askeland, Essentials of Materials Science and Engineering, CL Engineering, 2013.
3. William Smith and Javad Hashemi, Foundations of Materials Science and Engineering, Mc Graw-Hill Education, 2018.
4. Rajesh Mishra and Jiri Militky, Nanotechnology in Textiles: Theory and Application, Elsevier, 2018.
5. Mark Fox, Optical Properties of Solids, Oxford Univ. Press, 2012.

**OBJECTIVES:**

- To introduce the basics of electric circuits and analysis
- To impart knowledge in domestic wiring
- To impart knowledge in the basics of working principles and application of electrical machines
- To introduce analog devices and their characteristics
- To introduce the functional elements and working of sensors and transducers.

**UNIT I ELECTRICAL CIRCUITS**

**9**

DC Circuits: Circuit Components: Conductor, Resistor, Inductor, Capacitor – Ohm's Law - Kirchhoff's Laws – Simple problems- Nodal Analysis, Mesh analysis with Independent sources only (Steady state)

Introduction to AC Circuits and Parameters: Waveforms, Average value, RMS Value, Instantaneous power, real power, reactive power and apparent power, power factor – Steady state analysis of RLC circuits (Simple problems only), Three phase supply – star and delta connection – power in three-phase systems

**UNIT II MAGNETIC CIRCUITS AND ELECTRICAL INSTALLATIONS**

**9**

Magnetic circuits-definitions-MMF, flux, reluctance, magnetic field intensity, flux density, fringing, self and mutual inductances-simple problems.

Domestic wiring , types of wires and cables, earthing ,protective devices- switch fuse unit- Miniature circuit breaker-moulded case circuit breaker- earth leakage circuit breaker, safety precautions and First Aid

**UNIT III ELECTRICAL MACHINES**

**9**

Construction and Working principle- DC Separately and Self excited Generators, EMF equation, Types and Applications. Working Principle of DC motors, Torque Equation, Types and Applications. Construction, Working principle and Applications of Transformer, Three phase Alternator, Synchronous motor and Three Phase Induction Motor.

**UNIT IV ANALOG ELECTRONICS**

**9**

Resistor, Inductor and Capacitor in Electronic Circuits- Semiconductor Materials: Silicon & Germanium – PN Junction Diodes, Zener Diode –Characteristics Applications – Bipolar Junction Transistor-Biasing, JFET, SCR, MOSFET, IGBT – Types, I-V Characteristics and Applications, Rectifier and Inverters, harmonics

**UNIT V SENSORS AND TRANSDUCERS**

**9**

Sensors, solenoids, pneumatic controls with electrical actuator, mechatronics, types of valves and its applications, electro-pneumatic systems, proximity sensors, limit switches, piezoelectric, hall effect, photo sensors, Strain gauge, LVDT, differential pressure transducer, optical and digital transducers, Smart sensors, Thermal Imagers.

**.TOTAL: 45 PERIODS**

**COURSE OUTCOMES :**

After completing this course, the students will be able to

**CO1:** Compute the electric circuit parameters for simple problems

**CO2:** Explain the concepts of domestic wiring and protective devices

**CO3:** Explain the working principle and applications of electrical machines

**CO4:** Analyze the characteristics of analog electronic devices

**CO5:** Explain the types and operating principles of sensors and transducers

**TEXT BOOKS:**

1. D P Kothari and I.J Nagarath, "Basic Electrical and Electronics Engineering", McGraw Hill Education (India) Private Limited, Second Edition, 2020
2. A.K. Sawhney, Puneet Sawhney 'A Course in Electrical & Electronic Measurements & Instrumentation', Dhanpat Rai and Co, 2015.
3. S.K. Bhattacharya, Basic Electrical Engineering, Pearson Education, 2019
4. James A Svoboda, Richard C. Dorf, Dorf's Introduction to Electric Circuits, Wiley,2018

**REFERENCES:**

1. John Bird, "Electrical Circuit theory and technology", Routledge; 2017.
2. Thomas L. Floyd, 'Electronic Devices', 10<sup>th</sup> Edition, Pearson Education, 2018.
3. Albert Malvino, David Bates, 'Electronic Principles, McGraw Hill Education; 7<sup>th</sup> edition, 2017
4. Muhammad H.Rashid, "Spice for Circuits and electronics", 4<sup>th</sup> Edition.,Cengage India,2019.
5. H.S. Kalsi, 'Electronic Instrumentation', Tata McGraw-Hill, New Delhi, 2010

**CO's, PO's & PSO's MAPPING**

CO's	PO's												PSO's		
	1	2	3	4	5	6	7	8	9	10	11	12	1	2	3
1	2	1	1					1					-	-	-
2	2	1	1					1					-	-	-
3	2	1	1					1					-	-	-
4	2	1	1					1					-	-	-
5	2	1	1					1					-	-	-
Avg.	2	1	1					1					-	-	-

**GE3251****ENGINEERING GRAPHICS****L T P C  
2 0 4 4****COURSE OBJECTIVES:**

The main learning objective of this course is to prepare the students for:

1. Drawing engineering curves.
2. Drawing freehand sketch of simple objects.
3. Drawing orthographic projection of solids and section of solids.
4. Drawing development of solids
5. Drawing isometric and perspective projections of simple solids.

**CONCEPTS AND CONVENTIONS (Not for Examination)**

Importance of graphics in engineering applications — Use of drafting instruments — BIS conventions and specifications — Size, layout and folding of drawing sheets — Lettering and dimensioning.

**UNIT I PLANE CURVES****6+12**

Basic Geometrical constructions, Curves used in engineering practices: Conics — Construction of ellipse, parabola and hyperbola by eccentricity method — Construction of cycloid — construction of involutes of square and circle — Drawing of tangents and normal to the above curves.

**UNIT II PROJECTION OF POINTS, LINES AND PLANE SURFACE 6+12**

Orthographic projection- principles-Principal planes-First angle projection-projection of points. Projection of straight lines (only First angle projections) inclined to both the principal planes - Determination of true lengths and true inclinations by rotating line method and traces. Projection of planes (polygonal and circular surfaces) inclined to both the principal planes by rotating object method.

**UNIT III PROJECTION OF SOLIDS AND FREEHAND SKETCHING 6+12**

Projection of simple solids like prisms, pyramids, cylinder, cone and truncated solids when the axis is inclined to one of the principal planes and parallel to the other by rotating object method. Visualization concepts and Free Hand sketching: Visualization principles —Representation of Three Dimensional objects — Layout of views- Freehand sketching of multiple views from pictorial views of objects.

Practicing three dimensional modeling of simple objects by CAD Software(Not for examination)

**UNIT IV PROJECTION OF SECTIONED SOLIDS AND DEVELOPMENT OF SURFACES 6+12**

Sectioning of above solids in simple vertical position when the cutting plane is inclined to the one of the principal planes and perpendicular to the other — obtaining true shape of section. Development of lateral surfaces of simple and sectioned solids — Prisms, pyramids cylinders and cones.

Practicing three dimensional modeling of simple objects by CAD Software(Not for examination)

**UNIT V ISOMETRIC AND PERSPECTIVE PROJECTIONS 6+12**

Principles of isometric projection — isometric scale —Isometric projections of simple solids and truncated solids - Prisms, pyramids, cylinders, cones- combination of two solid objects in simple vertical positions - Perspective projection of simple solids-Prisms, pyramids and cylinders by visual ray method.

Practicing three dimensional modeling of isometric projection of simple objects by CAD Software(Not for examination)

**TOTAL: (L=30+P=60) 90 PERIODS**

**OUTCOMES:**

On successful completion of this course, the student will be able to

- Use BIS conventions and specifications for engineering drawing.
- Construct the conic curves, involutes and cycloid.
- Solve practical problems involving projection of lines.
- Draw the orthographic, isometric and perspective projections of simple solids.
- Draw the development of simple solids.

**TEXT BOOK:**

1. Bhatt N.D. and Panchal V.M., "Engineering Drawing", Charotar Publishing House, 53<sup>rd</sup> Edition, 2019.
2. Natrajan K.V., "A Text Book of Engineering Graphics", Dhanalakshmi Publishers, Chennai, 2018.
3. Parthasarathy, N. S. and Vela Murali, "Engineering Drawing", Oxford University Press, 2015

**REFERENCES:**

1. Basant Agarwal and Agarwal C.M., "Engineering Drawing", McGraw Hill, 2<sup>nd</sup> Edition, 2019.
2. Gopalakrishna K.R., "Engineering Drawing" (Vol. I&II combined), Subhas Publications, Bangalore, 27<sup>th</sup> Edition, 2017.
3. Luzzader, Warren.J. and Duff, John M., "Fundamentals of Engineering Drawing with an introduction to Interactive Computer Graphics for Design and Production, Eastern Economy Edition, Prentice Hall of India Pvt. Ltd, New Delhi, 2005.
4. Parthasarathy N. S. and Vela Murali, "Engineering Graphics", Oxford University, Press, New Delhi, 2015.



- Shah M.B., and Rana B.C., "Engineering Drawing", Pearson Education India, 2<sup>nd</sup> Edition, 2009.
- Venugopal K. and Prabhu Raja V., "Engineering Graphics", New Age International (P) Limited, 2008.

**Publication of Bureau of Indian Standards:**

- IS 10711 — 2001: Technical products Documentation — Size and lay out of drawing sheets.
- IS 9609 (Parts 0 & 1) — 2001: Technical products Documentation — Lettering.
- IS 10714 (Part 20) — 2001 & SP 46 — 2003: Lines for technical drawings.
- IS 11669 — 1986 & SP 46 — 2003: Dimensioning of Technical Drawings.
- IS 15021 (Parts 1 to 4) — 2001: Technical drawings — Projection Methods.

**Special points applicable to University Examinations on Engineering Graphics:**

- There will be five questions, each of either or type covering all units of the syllabus.
- All questions will carry equal marks of 20 each making a total of 100.
- The answer paper shall consist of drawing sheets of A3 size only. The students will be permitted to use appropriate scale to fit solution within A3 size.
- The examination will be conducted in appropriate sessions on the same day

CO	PO												PSO		
	1	2	3	4	5	6	7	8	9	10	11	12	1	2	3
1	3	1	2		2					3		2	2	2	
2	3	1	2		2					3		2	2	2	
3	3	1	2		2					3		2	2	2	
4	3	1	2		2					3		2	2	2	
5	3	1	2		2					3		2	2	2	
<b>Avg</b>	<b>3</b>	<b>1</b>	<b>2</b>		<b>2</b>					<b>3</b>		<b>2</b>	<b>2</b>	<b>2</b>	
Low (1) ; Medium (2) ; High (3)															

**CY3252**

**CHEMISTRY FOR TEXTILE TECHNOLOGISTS**

**L T P C**  
**3 0 0 3**

**OBJECTIVES:**

The course aims to

- Gain proper understanding on spectroscopic and surface analytical techniques.
- Impart knowledge to students on the chemistry of surface and interfaces.
- Make students well versed on the chemical analysis of oils, fats, soaps & lubricants .
- Firmly establish a sound understanding on the student's mind about chemicals and auxiliaries.
- Familiarize students with the identification and characteristics of dyes and their applications.

**UNIT I SPECTROSCOPIC TECHNIQUES**

**9**

Spectroscopy: Electromagnetic spectrum - absorption of radiation - electronic, vibrational and rotational transitions. Width and intensities of spectral lines. Flame photometer, Atomic absorption spectroscopy, UV- Vis, IR spectroscopy, Scanning Electron Microscope (SEM) and Transmission Electron Microscope (TEM) - principles, instrumentation (Block diagram) and applications.

**UNIT II CHEMISTRY OF INTERFACES**

**9**

Interface region-curved interfaces-thermodynamics of surfaces - Surface film on liquids- Adsorption of gases on Solids-adsorption isotherms – types. Applications of adsorption studies- detergency, wetting, foaming , de foaming, spreading, water repellency.

### UNIT III WATER TECHNOLOGY

9

**Water:** Sources and impurities; Significance and estimation (only mention of methods) of - turbidity, colour, pH, acidity, alkalinity, hardness, solids, chlorides, residual chlorine, sulphates, fluorides, phosphates, iron and manganese, DO, BOD, COD, nitrogen, grease, volatile acids.

**Treatment of water:** Zeolites process and ion exchange demineralization; **Desalination of water:** Reverse osmosis and Electro dialysis; **Municipal water treatment:** Primary treatment and Disinfection (UV, Ozonation, break-point chlorination).

### UNIT IV OILS, FATS, SOAPS & LUBRICANTS

9

Chemical constitution, Chemical analysis of oils and fats – acid, saponification and iodine values, Definitions, determinations and significance. Definition, mechanism of lubrication, preparation of petrolubes, desirable characteristics – viscosity, viscosity index, carbon residue, oxidation stability, flash and fire points, cloud and pour points, aniline point. Semisolid lubricant – greases, preparation of sodium, lithium, calcium and axle greases and uses, consistency test and drop point test. Solid lubricants – graphite and molybdenum disulphide.

### UNIT V CHEMICALS AND AUXILIARIES

9

Estimation of available chlorine in hypochlorite bleach liquor. Determination of strength of hydrogen peroxide. Colorants - Theory of colour and constitution: chromophore and auxochrome, bathochromic and hypsochromic shift, classification of dyes based on application and composition. Chemistry of azo dye – synthesis of Methyl red, Methyl orange, Congo red, phenolphthalein, fluorescein and eosin

**TOTAL : 45 PERIODS**

#### COURSE OUTCOMES :

At the end of the course, the students will be able to:

- CO1 : Understand and apply spectroscopic techniques for the analysis of engineering materials for their end use applications.
- CO2 : Make use of the applications of adsorption in detergency, wetting, spreading, foaming, de-foaming, and water repellence and separation processes.
- CO3 : Analyse and estimate oils, fats, lubricants and soap for their intended applications.
- CO4 : Distinguish and demonstrate the role of different types of chemicals and auxiliaries.
- CO5 : Realize the chemical structures, properties and relationships of different types of dyes and their applications

#### TEXTBOOKS:

1. Dhara S. S., "A Text Book of Engineering Chemistry", 12<sup>th</sup>Ed., S. Chand & Co. Ltd., New Delhi, 2016.
2. Jain. P.C. and Monica Jain, "Engineering Chemistry", Dhanpet Rai & Sons, New Delhi, 17<sup>th</sup> Edition, 2018.
3. Shikha Agarwal, "Engineering Chemistry-Fundamentals and Applications", Cambridge University Press, Delhi, 2019.

#### REFERENCES:

1. B.K. Sharma, "Industrial chemistry", Krishna Prakashan Media (P) Ltd, Meerut, 2014.
2. Shore J., "Colourants and Auxiliaries: 2<sup>nd</sup> Edition, Volume 1 & 2, Wood head Publishing Ltd., 2002.
3. Shenai V. A., "Chemistry of Dyes and Principles of Dyeing", Sevak Publications, Mumbai, 1995.
4. Trotman E. R., "Dyeing and Chemical Technology of Textile Fibres", B.Y Publishing Pvt. Ltd., New Delhi, 1994.

**அலகு I நெசவு மற்றும் பாணைத் தொழில்நுட்பம்:**

3

சங்க காலத்தில் நெசவுத் தொழில் - பாணைத் தொழில்நுட்பம் - கருப்பு சிவப்பு பாண்டங்கள் - பாண்டங்களில் கீறல் குறியீடுகள்.

**அலகு II வடிவமைப்பு மற்றும் கட்டிடத் தொழில்நுட்பம்:**

3

சங்க காலத்தில் வடிவமைப்பு மற்றும் கட்டுமானங்கள் & சங்க காலத்தில் வீட்டுப் பொருட்களில் வடிவமைப்பு- சங்க காலத்தில் கட்டுமான பொருட்களும் நடுகல்லும் - சிலப்பதிகாரத்தில் மேடை அமைப்பு பற்றிய விவரங்கள் - மாமல்லபுரம் சிற்பங்களும், கோவில்களும் - சோழர் காலத்துப் பெருங்கோயில்கள் மற்றும் பிற வழிபாட்டுத் தலங்கள் - நாயக்கர் காலக் கோயில்கள் - மாதிரி கட்டமைப்புகள் பற்றி அறிதல், மதுரை மீனாட்சி அம்மன் ஆலயம் மற்றும் திருமலை நாயக்கர் மஹால் - செட்டிநாட்டு வீடுகள் - பிரிட்டிஷ் காலத்தில் சென்னையில் இந்தோ-சாரோசெனிக் கட்டிடக் கலை.

**அலகு III உற்பத்தித் தொழில் நுட்பம்:**

3

கப்பல் கட்டும் கலை - உலோகவியல் - இரும்புத் தொழிற்சாலை - இரும்பை உருக்குதல், எஃகு - வரலாற்றுச் சான்றுகளாக செம்பு மற்றும் தங்க நாணயங்கள் - நாணயங்கள் அச்சடித்தல் - மணி உருவாக்கும் தொழிற்சாலைகள் - கல்மணிகள், கண்ணாடி மணிகள் - சுடுமண் மணிகள் - சங்கு மணிகள் - எலும்புத்துண்டுகள் - தொல்லியல் சான்றுகள் - சிலப்பதிகாரத்தில் மணிகளின் வகைகள்.

**அலகு IV வேளாண்மை மற்றும் நீர்ப்பாசனத் தொழில் நுட்பம்:**

3

அணை, ஏரி, குளங்கள், மதகு - சோழர்காலக் குழுவித் தூம்பின் முக்கியத்துவம் - கால்நடை பராமரிப்பு - கால்நடைகளுக்காக வடிவமைக்கப்பட்ட கிணறுகள் - வேளாண்மை மற்றும் வேளாண்மைச் சார்ந்த செயல்பாடுகள் - கடல்சார் அறிவு - மீன்வளம் - முத்து மற்றும் முத்துக்குளித்தல் - பெருங்கடல் குறித்த பண்டைய அறிவு - அறிவுசார் சமூகம்.

**அலகு V அறிவியல் தமிழ் மற்றும் கணித்தமிழ்:**

3

அறிவியல் தமிழின் வளர்ச்சி - கணித்தமிழ் வளர்ச்சி - தமிழ் நூல்களை மின்பதிப்பு செய்தல் - தமிழ் மென்பொருட்கள் உருவாக்கம் - தமிழ் இணையக் கல்விக்கழகம் - தமிழ் மின் நூலகம் - இணையத்தில் தமிழ் அகராதிகள் - சொற்குவைத் திட்டம்.

**TOTAL: 15 PERIODS****TEXT-CUM-REFERENCE BOOKS**

1. தமிழக வரலாறு - மக்களும் பண்பாடும் - கே.கே. பிள்ளை (வெளியீடு: தமிழ்நாடு பாடநூல் மற்றும் கல்வியியல் பணிகள் கழகம்).
2. கணினித் தமிழ் - முனைவர் இல. சுந்தரம். (விகடன் பிரசுரம்).
3. கீழடி - வைகை நதிக்கரையில் சங்ககால நகர நாகரிகம் (தொல்லியல் துறை வெளியீடு)
4. பொருறை - ஆற்றங்கரை நாகரிகம். (தொல்லியல் துறை வெளியீடு)
5. Social Life of Tamils (Dr.K.K.Pillay) A joint publication of TNTB & ESC and RMRL - (in print)
6. Social Life of the Tamils - The Classical Period (Dr.S.Singaravelu) (Published by: International Institute of Tamil Studies.
7. Historical Heritage of the Tamils (Dr.S.V.Subatamanian, Dr.K.D. Thirunavukkarasu)

- (Published by: International Institute of Tamil Studies).
8. The Contributions of the Tamils to Indian Culture (Dr.M.Valarmathi) (Published by: International Institute of Tamil Studies.)
  9. Keeladi - 'Sangam City Civilization on the banks of river Vaigai' (Jointly Published by: Department of Archaeology & Tamil Nadu Text Book and Educational Services Corporation, Tamil Nadu)
  10. Studies in the History of India with Special Reference to Tamil Nadu (Dr.K.K.Pillay) (Publishedby: The Author)
  11. Porunai Civilization (Jointly Published by: Department of Archaeology & Tamil Nadu Text Bookand Educational Services Corporation, Tamil Nadu)
  12. Journey of Civilization Indus to Vaigai (R.Balakrishnan) (Published by: RMRL) – Reference Book.

**GE3252**

**TAMILS AND TECHNOLOGY**

**L T P C**

**1 0 0 1**

**UNIT I WEAVING AND CERAMIC TECHNOLOGY**

**3**

Weaving Industry during Sangam Age – Ceramic technology – Black and Red Ware Potteries (BRW) – Graffiti on Potteries.

**UNIT II DESIGN AND CONSTRUCTION TECHNOLOGY**

**3**

Designing and Structural construction House & Designs in household materials during Sangam Age - Building materials and Hero stones of Sangam age – Details of Stage Constructions in Silappathikaram - Sculptures and Temples of Mamallapuram - Great Temples of Cholas and other worship places - Temples of Nayaka Period - Type study (Madurai Meenakshi Temple)- Thirumalai Nayakar Mahal - Chetti Nadu Houses, Indo - Saracenic architecture at Madras during British Period.

**UNIT III MANUFACTURING TECHNOLOGY**

**3**

Art of Ship Building - Metallurgical studies - Iron industry - Iron smelting, steel -Copper and gold- Coins as source of history - Minting of Coins – Beads making-industries Stone beads -Glass beads - Terracotta beads -Shell beads/ bone beats - Archeological evidences - Gem stone types described in Silappathikaram.

**UNIT IV AGRICULTURE AND IRRIGATION TECHNOLOGY**

**3**

Dam, Tank, ponds, Sluice, Significance of Kumizhi Thoompu of Chola Period, Animal Husbandry - Wells designed for cattle use - Agriculture and Agro Processing - Knowledge of Sea - Fisheries – Pearl - Conche diving - Ancient Knowledge of Ocean - Knowledge Specific Society.

**UNIT V SCIENTIFIC TAMIL & TAMIL COMPUTING**

**3**

Development of Scientific Tamil - Tamil computing – Digitalization of Tamil Books – Development of Tamil Software – Tamil Virtual Academy – Tamil Digital Library – Online Tamil Dictionaries – Sorkuvai Project.

**TOTAL : 15 PERIODS**

**TEXT-CUM-REFERENCE BOOKS**

1. தமிழக வரலாறு – மக்களும் பண்பாடும் – கே.கே. பிள்ளை (வெளியீடு: தமிழ்நாடு பாடநூல் மற்றும் கல்வியியல் பணிகள் கழகம்).
2. கணினித் தமிழ் – முனைவர் இல. சுந்தரம். (விகடன் பிரசுரம்).
3. கீழடி – வைகை நதிக்கரையில் சங்ககால நகர நாகரிகம் (தொல்லியல் துறை வெளியீடு)
4. பொருறை – ஆற்றங்கரை நாகரிகம். (தொல்லியல் துறை வெளியீடு)

5. Social Life of Tamils (Dr.K.K.Pillay) A joint publication of TNTB & ESC and RMRL – (in print)
6. Social Life of the Tamils - The Classical Period (Dr.S.Singaravelu) (Published by: International Institute of Tamil Studies.
7. Historical Heritage of the Tamils (Dr.S.V.Subatamanian, Dr.K.D. Thirunavukkarasu) (Published by: International Institute of Tamil Studies).
8. The Contributions of the Tamils to Indian Culture (Dr.M.Valarmathi) (Published by: International Institute of Tamil Studies.)
9. Keeladi - 'Sangam City Civilization on the banks of river Vaigai' (Jointly Published by: Department of Archaeology & Tamil Nadu Text Book and Educational Services Corporation, Tamil Nadu)
10. Studies in the History of India with Special Reference to Tamil Nadu (Dr.K.K.Pillay) (Publishedby: The Author)
11. Porunai Civilization (Jointly Published by: Department of Archaeology & Tamil Nadu Text Bookand Educational Services Corporation, Tamil Nadu)
12. Journey of Civilization Indus to Vaigai (R.Balakrishnan) (Published by: RMRL) – Reference Book.

### NCC Credit Course Level 1\*

NX3251	(ARMY WING) NCC Credit Course Level - I	L T PC
		2 0 0 2
<b>NCC GENERAL</b>		<b>6</b>
NCC 1	Aims, Objectives & Organization of NCC	1
NCC 2	Incentives	2
NCC 3	Duties of NCC Cadet	1
NCC 4	NCC Camps: Types & Conduct	2
<b>NATIONAL INTEGRATION AND AWARENESS</b>		<b>4</b>
NI 1	National Integration: Importance & Necessity	1
NI 2	Factors Affecting National Integration	1
NI 3	Unity in Diversity & Role of NCC in Nation Building	1
NI 4	Threats to National Security	1
<b>PERSONALITY DEVELOPMENT</b>		<b>7</b>
PD 1	Self-Awareness, Empathy, Critical & Creative Thinking, Decision Making and Problem Solving	2
PD 2	Communication Skills	3
PD 3	Group Discussion: Stress & Emotions	2
<b>LEADERSHIP</b>		<b>5</b>
L 1	Leadership Capsule: Traits, Indicators, Motivation, Moral Values, Honour 'Code	3
L 2	Case Studies: Shivaji, Jhasi Ki Rani	2
<b>SOCIAL SERVICE AND COMMUNITY DEVELOPMENT</b>		<b>8</b>
SS 1	Basics, Rural Development Programmes, NGOs, Contribution of Youth	3
SS 4	Protection of Children and Women Safety	1
SS 5	Road / Rail Travel Safety	1
SS 6	New Initiatives	2
SS 7	Cyber and Mobile Security Awareness	1
<b>TOTAL : 30 PERIODS</b>		

**NCC Credit Course Level 1\***

<b>NX3252</b>	<b>(NAVAL WING) NCC Credit Course Level - I</b>	<b>L</b>	<b>T</b>	<b>P</b>	<b>C</b>
		<b>2</b>	<b>0</b>	<b>0</b>	<b>2</b>

**NCC GENERAL**

NCC 1	Aims, Objectives & Organization of NCC				1
NCC 2	Incentives				2
NCC 3	Duties of NCC Cadet				1
NCC 4	NCC Camps: Types & Conduct				2

**NATIONAL INTEGRATION AND AWARENESS** **4**

NI 1	National Integration: Importance & Necessity				1
NI 2	Factors Affecting National Integration				1
NI 3	Unity in Diversity & Role of NCC in Nation Building				1
NI 4	Threats to National Security				

**PERSONALITY DEVELOPMENT** **7**

PD 1	Self-Awareness, Empathy, Critical & Creative Thinking, Decision Making and Problem Solving				2
PD 2	Communication Skills				3
PD 3	Group Discussion: Stress & Emotions				2

**LEADERSHIP** **5**

L 1	Leadership Capsule: Traits, Indicators, Motivation, Moral Values, Honour Code				3
L 2	Case Studies: Shivaji, Jhasi Ki Rani				2

**SOCIAL SERVICE AND COMMUNITY DEVELOPMENT** **8**

SS 1	Basics, Rural Development Programmes, NGOs, Contribution of Youth				3
SS 4	Protection of Children and Women Safety				1
SS 5	Road / Rail Travel Safety				1
SS 6	New Initiatives				2
SS 7	Cyber and Mobile Security Awareness				1

**TOTAL : 30 PERIODS**

**NCC Credit Course Level 1\***

<b>NX3253</b>	<b>(AIR FORCE WING) NCC Credit Course Level - I</b>	<b>L</b>	<b>T</b>	<b>P</b>	<b>C</b>
		<b>2</b>	<b>0</b>	<b>0</b>	<b>2</b>

**NCC GENERAL**

NCC 1	Aims, Objectives & Organization of NCC				1
NCC 2	Incentives				2
NCC 3	Duties of NCC Cadet				1
NCC 4	NCC Camps: Types & Conduct				2

**NATIONAL INTEGRATION AND AWARENESS** **4**

NI 1	National Integration: Importance & Necessity				1
NI 2	Factors Affecting National Integration				1
NI 3	Unity in Diversity & Role of NCC in Nation Building				1
NI 4	Threats to National Security				1

**PERSONALITY DEVELOPMENT** **7**

PD 1	Self-Awareness, Empathy, Critical & Creative Thinking, Decision Making and Problem Solving	2
PD 2	Communication Skills	3
PD 3	Group Discussion: Stress & Emotions	2
<b>LEADERSHIP</b>		<b>5</b>
L 1	Leadership Capsule: Traits, Indicators, Motivation, Moral Values, Honour Code	3
L 2	Case Studies: Shivaji, Jhasi Ki Rani	2
<b>SOCIAL SERVICE AND COMMUNITY DEVELOPMENT</b>		<b>8</b>
SS 1	Basics, Rural Development Programmes, NGOs, Contribution of Youth	3
SS 4	Protection of Children and Women Safety	1
SS 5	Road / Rail Travel Safety	1
SS 6	New Initiatives	2
SS 7	Cyber and Mobile Security Awareness	1

**TOTAL : 30 PERIODS**

**GE3271 ENGINEERING PRACTICES LABORATORY LT P C  
0 0 4 2**

**COURSE OBJECTIVES:**

- Drawing pipe line plan; laying and connecting various pipe fittings used in common household plumbing work; Sawing; planing; making joints in wood materials used in common household wood work.
- Wiring various electrical joints in common household electrical wire work.
- Welding various joints in steel plates using arc welding work; Machining various simple processes like turning, drilling, tapping in parts; Assembling simple mechanical assembly of common household equipments; Making a tray out of metal sheet using sheet metal work.
- Soldering and testing simple electronic circuits; Assembling and testing simple electronic components on PCB.

**GROUP – A (CIVIL & ELECTRICAL)**

**PART I CIVIL ENGINEERING PRACTICES PLUMBING WORK: 15**

- Connecting various basic pipe fittings like valves, taps, coupling, unions, reducers, elbows and other components which are commonly used in household.
- Preparing plumbing line sketches.
- Laying pipe connection to the suction side of a pump
- Laying pipe connection to the delivery side of a pump.
- Connecting pipes of different materials: Metal, plastic and flexible pipes used in household appliances.

**WOOD WORK:**

- Sawing,
- Planing and
- Making joints like T-Joint, Mortise joint and Tenon joint and Dovetail joint.

**Wood Work Study:**

- Studying joints in door panels and wooden furniture
- Studying common industrial trusses using models.

**PART II ELECTRICAL ENGINEERING PRACTICES 15**

- a) Introduction to switches, fuses, indicators and lamps - Basic switch board wiring with lamp, fan and three pin socket
- b) Staircase wiring
- c) Fluorescent Lamp wiring with introduction to CFL and LED types.
- d) Energy meter wiring and related calculations/ calibration
- e) Study of Iron Box wiring and assembly
- f) Study of Fan Regulator (Resistor type and Electronic type using Diac/Triac/quadrac)
- g) Study of emergency lamp wiring/Water heater

**GROUP – B (MECHANICAL AND ELECTRONICS)**

**PART III MECHANICAL ENGINEERING PRACTICES 15**  
**WELDING WORK:**

- a) Welding of Butt Joints, Lap Joints, and Tee Joints using arc welding.
- b) Practicing gas welding.

**BASIC MACHINING WORK:**

- a) (simple)Turning.
- b) (simple)Drilling.
- c) (simple)Tapping.

**ASSEMBLY WORK:**

- a) Assembling a centrifugal pump.
- b) Assembling a household mixer.
- c) Assembling an air conditioner.

**SHEET METAL WORK:**

- a) Making of a square tray

**FOUNDRY WORK:**

- a) Demonstrating basic foundry operations.

**PART IV ELECTRONIC ENGINEERING PRACTICES 15**

**SOLDERING WORK:**

- a) Soldering simple electronic circuits and checking continuity.

**ELECTRONIC ASSEMBLY AND TESTING WORK:**

- a) Assembling and testing electronic components on a small PCB.

**ELECTRONIC EQUIPMENT STUDY:**

- a) Study an elements of smart phone..
- b) Assembly and dismantle of LED TV.
- c) Assembly and dismantle of computer/ laptop

**TOTAL: 60 PERIODS**

**COURSE OUTCOMES:**

Upon completion of this course, the students will be able to:

CO1 : Draw pipe line plan; lay and connect various pipe fittings used in common household plumbing work; Saw; plan; make joints in wood materials used in common household wood work.

CO2 : Wire various electrical joints in common household electrical wire work.

CO3: Weld various joints in steel plates using arc welding work; Machine various simple processes like turning, drilling, tapping in parts; Assemble simple mechanical assembly of common household equipments; Make a tray out of metal sheet using sheet metal work.



CO4 : Solder and test simple electronic circuits; Assemble and test simple electronic components on PCB.

CO	PO												PSO		
	1	2	3	4	5	6	7	8	9	10	11	12	1	2	3
1	3	2			1	1	1					2	2	1	1
2	3	2			1	1	1					2	2	1	1
3	3	2			1	1	1					2	2	1	1
<b>Avg</b>	<b>3</b>	<b>2</b>			<b>1</b>	<b>1</b>	<b>1</b>					<b>2</b>	<b>2</b>	<b>1</b>	<b>1</b>
Low (1) ; Medium (2) ; High (3)															

**BE3272 BASIC ELECTRICAL, ELECTRONICS AND INSTRUMENTATION ENGINEERING LABORATORY** **L T P C**  
**0 0 4 2**

**COURSE OBJECTIVES:**

- To train the students in conducting load tests electrical machines
- To gain practical experience in experimentally obtaining the characteristics of electronic devices and rectifiers
- To train the students to measure three phase power and displacement

**LIST OF EXPERIMENTS**

1. Verification of ohms and Kirchhoff's Laws.
2. Three Phase Power Measurement
3. Load test on DC Shunt Motor.
4. Load test on Self Excited DC Generator
5. Load test on Single phase Transformer
6. Load Test on Induction Motor
7. Characteristics of PN and Zener Diodes
8. Characteristics of BJT, SCR and MOSFET
9. Design and analysis of Half wave and Full Wave rectifiers
10. Measurement of displacement of LVDT

**TOTAL: 60 PERIODS**

**COURSE OUTCOMES:**

After completing this course, the students will be able to

- CO1:** Use experimental methods to verify the Ohm's law and Kirchhoff's Law and to measure three phase power
- CO2:** Analyze experimentally the load characteristics of electrical machines
- CO3:** Analyze the characteristics of basic electronic devices
- CO4:** Use LVDT to measure displacement

**CO's, PO's & PSO's MAPPING**

CO's	PO's												PSO's		
	1	2	3	4	5	6	7	8	9	10	11	12	1	2	3
1	2	3	1	2				1.5	2				-	-	-
2	2	3	1	2				1.5	2				-	-	-
3	2	3	1	2				1.5	2				-	-	-
4	2	3	1	2				1.5	2				-	-	-
<b>Avg.</b>	<b>1.6</b>	<b>1.4</b>	<b>0.8</b>	<b>1.6</b>				<b>1.2</b>	<b>1.6</b>						

**OBJECTIVES**

- To identify varied group discussion skills and apply them to take part in effective discussions in a professional context.
- To analyse concepts and problems and make effective presentations explaining them clearly and precisely.
- To be able to communicate effectively through formal and informal writing.
- To be able to use appropriate language structures to write emails, reports and essays
- To give instructions and recommendations that are clear and relevant to the context

**UNIT I****12**

Speaking-Role Play Exercises Based on Workplace Contexts, - talking about competition-discussing progress toward goals-talking about experiences- talking about events in life-discussing past events-Writing: writing emails ( formal & semi-formal).

**UNIT II****12**

Speaking: discussing news stories-talking about frequency-talking about travel problems-discussing travel procedures- talking about travel problems- making arrangements-describing arrangements-discussing plans and decisions- discussing purposes and reasons- understanding common technology terms-Writing: - writing different types of emails.

**UNIT III****12**

Speaking: discussing predictions-describing the climate-discussing forecasts and scenarios-talking about purchasing-discussing advantages and disadvantages- making comparisons-discussing likes and dislikes- discussing feelings about experiences-discussing imaginary scenarios Writing: short essays and reports-formal/semi-formal letters.

**UNIT IV****12**

Speaking: discussing the natural environment-describing systems-describing position and movement- explaining rules-( example- discussing rental arrangements)- understanding technical instructions-Writing: writing instructions-writing a short article.

**UNIT V****12**

Speaking: describing things relatively-describing clothing-discussing safety issues (making recommendations) talking about electrical devices-describing controlling actions- Writing: job application( Cover letter + Curriculum vitae)-writing recommendations.

**TOTAL: 60 PERIODS****LEARNING OUTCOMES**

At the end of the course, learners will be able

- Speak effectively in group discussions held in a formal/semi formal contexts.
- Discuss, analyse and present concepts and problems from various perspectives to arrive at suitable solutions
- Write emails, letters and effective job applications.
- Write critical reports to convey data and information with clarity and precision
- Give appropriate instructions and recommendations for safe execution of tasks

**Assessment Pattern**

- One online / app based assessment to test speaking and writing skills
- Proficiency certification is given on successful completion of speaking and writing.

## CO-PO & PSO MAPPING

CO	PO												PSO		
	1	2	3	4	5	6	7	8	9	10	11	12	1	2	3
1	2	3	3	3	1	3	3	3	3	3	3	3	-	-	-
2	2	3	3	3	1	3	3	3	3	3	3	3	-	-	-
3	2	2	3	3	1	3	3	3	3	3	3	3	-	-	-
4	3	3	3	3	3	3	3	3	3	3	3	3	-	-	-
5	3	3	3	3	3	3	3	3	3	3	3	3	-	-	-
<b>AVg.</b>	2.4	2.8	3	3	1.8	3	3	3	3	3	3	3	-	-	-

- 1-low, 2-medium, 3-high, ‘-‘- no correlation

- **Note:** The average value of this course to be used for program articulation matrix.

MA3357

### PROBABILITY AND STATISTICAL METHODS

<b>L</b>	<b>T</b>	<b>P</b>	<b>C</b>
3	1	0	4

#### COURSE OBJECTIVES:

- To develop Probability techniques in manufacturing and quality evaluation process.
- To familiarize the students with two dimensional random variables.
- To familiarize the student with Differential Equations.
- To make the students to understand various techniques of Correlation and Time series Analysis.
- To acquaint the student with mathematical tools needed in evaluating Statistical quality control and to apply in the textile manufacturing industry.

#### UNIT I              **PROBABILITY AND RANDOM VARIABLES** **9+3**

Probability – axioms of probability – Conditional probability – Baye’s theorem - Discrete and continuous random variables – Moments – Moment Generating functions – Binomial, Poisson, Geometric, Uniform, Exponential, Gamma and Normal distributions.

#### UNIT II             **TWO DIMENSIONAL RANDOM VARIABLES** **9+3**

Joint distributions – Marginal distributions and conditional distributions – Moments - Covariance - Transforms of random variables – Central limit theorem.

#### UNIT III            **DIFFERENTIAL EQUATIONS** **9+3**

Higher order linear differential equations with constant coefficients – Method of variation of parameters – Homogenous equation of Euler’s and Legendre’s type – System of simultaneous linear differential equations with constant coefficients – Method of undermined coefficients.

#### UNIT IV            **CORRELATION, REGRESSION, INDEX NUMBERS AND TIMES SERIES ANALYSIS** **9+3**

Correlation analysis, estimation of regression line. Time series analysis: Variations in time series, trend analysis, cyclical variations, seasonal variations and irregular variations. Index Numbers – Laspeyre’s, Paasche’s and Fisher’s Ideal Index.

#### UNIT V             **STATISTICAL QUALITY CONTROL** **9+3**

Control charts for measurements (X and R chart) – Control charts for attributes (p, C and np) charts – Tolerance limits – acceptance Sampling.

**TOTAL PERIODS: 60**

#### COURSE OUTCOMES:

At the end of the course the students will be able to

CO1: Use the Probability techniques for solving practical problems.

CO2: Apply two dimensional random variable tools in solving various problems.

- CO3: Able to solve differential Equations by applying various techniques.  
 CO4: Apply different methods of Correlation, Regression, Index Numbers and Times series analysis in solving practical problems.  
 CO5: Apply statistical techniques in solving manufacturing and management related problems

**TEXT BOOKS:**

1. Johnson, R.A., Miller, I and Freund J., "Miller and Freund's Probability and Statistics for Engineers", Pearson Education, Asia, 8th Edition, 2015.
2. Milton. J. S. and Arnold. J.C., "Introduction to Probability and Statistics", Tata McGraw Hill, 4th Edition, 2007.
3. Kreyszig.E, "Advanced Engineering Mathematics", John Wiley and Sons, 10 th Edition, New Delhi, 2016.
4. Grewal.B.S., "Higher Engineering Mathematics", Khanna Publishers, New Delhi, 44 th Edition , 2018.
5. Richard I. Levin, David S. Rubin, Sanjay Rastogi Masood Husain Siddiqui, Statistics for Management, Pearson Education, 7th Edition, 2016.

**REFERENCES:**

1. Devore. J.L., "Probability and Statistics for Engineering and the Sciences", Cengage Learning, New Delhi, 8th Edition, 2014.
2. Papoulis, A. and Unnikrishnapillai, S., "Probability, Random Variables and Stochastic Processes", McGraw Hill Education India, 4th Edition, New Delhi, 2010.
3. Jain . R.K. and Iyengar. S.R.K., " Advanced Engineering Mathematics ", Narosa Publications, New Delhi, 5 th Edition, 2016.
4. Ramana. B.V., " Higher Engineering Mathematics ", McGraw Hill Education Pvt. Ltd, New Delhi, 2016.
6. Prem.S.Mann, "Introductory Statistics" 7th Edition, Wiley India, 2016.
7. Gareth James, Daniela Witten, Trevor Hastie, Robert Tibshirani, "An Introduction to Statistical Learning with Applications in R", Springer, 2016.
8. Aczel A.D. and Sounderpandian J., "Complete Business Statistics", 6th edition, Tata McGraw Hill Publishing Company Ltd., New Delhi, 2012.

	PO01	PO02	PO03	PO04	PO05	PO06	PO07	PO08	PO09	PO10	PO11	PO12	PSO1	PSO2	PSO3
CO1	3	3	3	3	2	1	0	0	0	0	1	2	2	1	2
CO2	3	3	3	1	1	1	0	0	0	0	2	1	1	1	1
CO3	3	3	3	2	1	1	0	1	0	0	1	1	2	1	2
CO4	3	3	3	1	0	0	0	0	0	0	1	0	1	2	1
CO5	3	3	3	3	2	1	0	0	0	0	1	2	2	1	2
Avg.	3	3	3	2	1.2	0.8	0	0.2	0	0	1.2	1.2	1.6	1.2	1.6

HT3301

PROGRESS THROUGH KNOWLEDGE  
**HANDLOOM WEAVING TECHNOLOGY**

**L T P C**  
**3 0 0 3**

**OBJECTIVES:**

- To enable the students to understand the principles of mechanisms of handloom weaving such as primary, secondary and auxiliary motions, preparatory processes, yarn packages etc.,
- To enable the students to perform calculations of yarn count, reed count and heald count
- To enable the students to gain the knowledge of the principles of working of various handloom dobbies

**UNIT I WEAVING PREPARATORY PROCESS**

**9**

Yarn packages - hanks, cones, cheeses, and spools - Characteristics and use; Essential characteristic of warp and weft, Objectives of winding and warping, peg warping, vertical warping and sectional warping; objectives and importance of sizing of cotton yarn, ingredients used in size

mixture for handloom industry and their functions, various forms of sizing- hank sizing and street warp sizing; Characteristics of ideal sizing, common defects during sizing- causes and remedies.

**UNIT II SHEDDING AND PICKING MECHANISM 9**

Evolution of handlooms, Various parts of a handloom and their functions, types of handlooms- Throw shuttle handloom, Fly shuttle pit loom and frame loom; Relationship between type of handloom and the product, passage of warp in frame loom; motions of a handloom; definitions of primary, secondary & auxiliary, motions; Types of shed formations- centre closed shed, bottom closed shed, top closed shed, open shed and semi open shed - advantages, disadvantages and shedding devices; shedding mechanism of a handloom using treadles and heald reversing motions – roller system, pulley reversing system and jack and lam rod system

**UNIT III BEAT-UP AND SECONDARY MECHANISM 9**

Picking mechanism of a handloom, types of shuttles – throw shuttle, fly shuttle and roller shuttle, design and suitability; beat-up- open shed beat-up, closed shed beat up and crossed shed beat-up in handlooms, different types of reed – bamboo reed, steel reed and all metal steel reed, suitability for various fabrics; let off motion in handlooms – ratchet wheel and pawl, rope and weight, rope-lever and weight motions; take up motion in handloom – poker rod, ratchet wheel & pawl; auxiliary motions of a handloom – temple motion and terry motion; handloom dobbies – lattice doobby, barrel doobby and vertical doobby

**UNIT IV YARN NUMBERING SYSTEM 9**

Introduction to numbering of yarns; indirect system of numbering of yarns – New English cotton, New French, metric, worsted, woollen Yorkshire Skein, linen, spun yarn, Direct system of numbering of yarns – Denier metric, flax/ jute/ hemp, Universal system of yarn numbering – Tex and its derivatives - millitex, kilotex; Determination of conversion factors, Conversion of count of yarn -indirect to indirect, direct to direct, indirect to direct, direct to indirect systems.

**UNIT V YARN COUNT CALCULATION 9**

Determination of Equivalent/Resultant count of folded yarns with and without contraction during twisting, costing of folded yarn, Average count of warp. Read Count - dents per linear space and groups of dents per linear space models, Stockport System of Reed count - relation between reed counts, number of ends per dent, ends per inch, cloth width, reed width and total number of ends, heald count calculations.

**TOTAL: 45 PERIODS**

**OUTCOMES:**

Upon the completion of this course the student will be able to

- CO1: Describe the yarn packages and the process of winding, warping and sizing
- CO2: Explain the various parts, motions and shedding mechanism of handloom
- CO3: Explain the various types of picking, beat up, let off and take up mechanism
- CO4: Describe the direct and indirect yarn numbering systems
- CO5: Explain the average count, reed count, heald count and its calculations

**TEXT BOOKS:**

1. Sriramlu P.K., Ajaonkar D.B. & Talukdar M.K., "Weaving Machines: Mechanisms, Management", Mahajan Publishers, Ahmedabad, 1998.
2. Lord P.R. and Mohammed M.H., "Weaving – Conversion of Yarn to Fabric", Merrow Publication, 1992.

**REFERENCES:**

1. John A. Iredale "Yarn Preparation: A Hand Book", Textile Institute, Manchester, 1992, ISBN: 1853390429
2. Ormerod A. and Sondhelm W. S., "Weaving: Technology and Operations", Textile Institute, 1995, ISBN: 187081276X.

**Course Articulation Matrix:**

Course Outcomes	Statement	Program Outcome														
		PO 1	PO 2	PO 3	PO 4	PO 5	PO 6	PO 7	PO 8	PO 9	PO1 0	PO1 1	PO1 2	PSO 1	PSO 2	PSO 3
CO1	Describe the yarn packages and the process of winding, warping and sizing.	2	2	2	2	1	-	-	-	-	-	-	2	2	1	2
CO2	Explain the various parts, motions and shedding mechanism of handloom	2	2	2	2	1	-	-	-	-	-	-	2	2	1	2
CO3	Explain the various types of picking, beat up, let off and take up mechanism	2	2	2	2	1	-	-	-	-	-	-	2	2	1	2
CO4	Describe the direct and indirect yarn numbering systems	2	2	2	2	1	-	-	-	-	-	-	2	2	1	2
CO5	Explain the average count, reed count, heald count and its calculations	2	2	2	2	1	-	-	-	-	-	-	2	2	1	2
<b>Overall CO</b>		2	2	2	2	1	-	-	-	-	-	-	2	2	1	2

1, 2 and 3 are correlation levels with weightings as Slight (Low), Moderate (Medium) and Substantial (High) respectively

**OBJECTIVES:**

- To expose the students to the yarn numbering system used to specify textile yarns.
- To enable the students to understand the processes involved in the production of yarn from fibres.
- To enable the students to understand the machinery used for the production of yarns using short staple spinning system.

**UNIT I INTRODUCTION TO SPINNING 9**

Sequence of spinning machinery for producing carded, combed and blended yarns in short staple and long staple spinning system; yarn numbering systems- direct, indirect and conversions; influence of characteristics of raw material – fibre fineness, length, strength, elongation, stiffness, fibre friction, cleanliness on spinning performance; spinnability

**UNIT II GINNING AND BLOWROOM 9**

Description and working of different types of gins; selection of right type of gins; ginning performance on yarn quality; objectives, principle and description of opening, cleaning and blending machines used in blowroom; chute feed; cleaning efficiency, production calculations.

**UNIT III CARDING 9**

Objectives and principle of carding; detailed study of flat card; autolevelling; card clothing and its maintenance; drives and production calculation

**UNIT IV COMBING 9**

Objectives of comber preparatory; detailed study of sliver lap, ribbon lap and super lap formers; objectives and principle of combing; sequence of combing operation; combing efficiency and production calculation.

**UNIT V DRAWING AND ROVING 9**

Tasks of drawing machine; drafting systems used in modern drawing machines; autolevelling; draft and production calculation; objectives of roving machine; working of roving machine; bobbin builder mechanism – mechanical and electro-mechanical; draft, twist and production calculations.

**TOTAL: 45 PERIODS****OUTCOMES:**

Upon the completion of this course the student will be able to,

CO1: Explain the staple yarn spinning processes and fibre characteristics.

CO2: Explain the ginning and blow room process and carryout calculations.

CO3: Describe the objective, principle and working of carding machine and carryout production calculations..

CO4: Explain the preparatory for comber and combing process and carryout production calculation.

CO5: Explain the process of drawing, roving and carryout draft, twist and production calculations.

**TEXT BOOKS:**

1. Klein W., Vol. 1-3, "The Technology of Short Staple Spinning", "A Practical Guide to Opening & Carding" and "A Practical Guide to Combing, Drawing, and Roving frame", The Textile Institute, Manchester, U.K., 1998.
2. Chattopadhyay R. (Ed), Advances in Technology of Yarn Production, NCUTE, IIT Delhi, 2002.
3. Klein W., Vol.4 -5, "A Practical Guide to Ring Spinning, 1987" and "New Spinning Systems, 1993" The Textile Institute, Manchester, 1987.
4. Gowda R.V.M, "New Spinning Systems", NCUTE, IIT Delhi, 2003.

**REFERENCES:**

1. Oxtoby E., "Spun Yarn Technology ", Butterworth, London, 1987
2. Klein W., "The Technology of Short-staple Spinning ", The Textile Institute, Manchester, 1998
3. Klein W., "A Practical Guide to Opening and Carding ", The Textile Institute, Manchester, 1999
4. Klein W., "A Practical Guide to Combing, Drawing and Roving Frame ", The Textile Institute, Manchester, 1999
5. Lord P.R., "Yarn Production: Science, Technology and Economics ", The Textile Institute, Manchester, 1999
6. Salhotra K.R. and Chattopadhyay R., "Book of papers on Blowroom and Card ", Indian Institute of Technology, Delhi, 1998 41
7. Iredale J., "Yarn Preparation: A Handbook ", Intermediate Technology, 1992
8. Doraiswamy I., Chellamani P. and Pavendhan A., "Cotton Ginning, Textile Progress", The Textile Institute, Manchester, 1993.





**Course Articulation Matrix:**

Course Outcomes	Statement	Program Outcome														
		PO 1	PO 2	PO 3	PO 4	PO 5	PO 6	PO 7	PO 8	PO 9	PO1 0	PO1 1	PO1 2	PSO 1	PSO 2	PSO3
CO1	Explain the staple yarn spinning processes and fibre characteristics.	2	2	3	2	2	-	-	-	-	-	-	1	3	1	1
CO2	Explain the ginning and blow room process and carryout calculations.	3	3	3	2	2	-	-	-	-	-	-	1	3	1	1
CO3	Describe the objective, principle and working of carding machine and carryout production calculations.	3	3	3	2	2	-	-	-	-	-	-	1	3	1	1
CO4	Explain the preparatory for comber and combing process and carryout production calculations..	3	3	3	2	2	-	-	-	-	-	-	1	3	1	1
CO5	Explain the process of drawing, roving and carryout draft, twist and production calculations.	3	3	3	2	2	-	-	-	-	-	-	1	3	1	1
<b>Overall CO</b>		2.8	2.8	3	2	2	-	-	-	-	-	-	1	3	1	1

1, 2 and 3 are correlation levels with weightings as Slight (Low), Moderate (Medium) and Substantial (High) respectively

**OBJECTIVES:**

- The main objective of this course is to enable the students to understand the preparatory processes involved in the production of fabrics.

**UNIT I      WINDING      13**

Objects of winding; principles of cheese and cone winding machines; drum and precision winding; uniform build of yarn package; types of drums – half accelerated and fully accelerated drums; control of balloons; Classification of yarn faults and its removal; concepts in yarn clearing – mechanical, optical and electronic clearers; knotters and splicers, weft winding; study of modern automatic winders.

**UNIT II      PROCESS CONTROL IN WINDING      5**

Faults in wound packages, their causes and remedies; winding synthetic and blended yarns; winding for colouration; quality of knots and splices; winding performance; productivity; maintenance; quality control; material handling.

**UNIT III      WARPING AND SIZING      18**

Objectives of warping, material flow in beam warping and creels used in warping machines; sectional warping machines. Sizing objectives of sizing; sizing materials and recipe used for different types of fibers; size preparation equipment; sizing machines; sizing filament yarns; concept of single end sizing, combined dyeing and sizing. Control concepts in modern sizing; energy conservation in sizing; Sizing defects and production calculations.

**UNIT IV      PROCESS CONTROL IN WARPING AND SIZING      5**

Process control in warping (production calculation, machine and labor productivity, control of end breaks, quality and hard waste in warping); Control systems used in sizing machine.

**UNIT V      DRAWING- IN      4**

Need for drawing-in operation; manual and automatic drawing- in, leasing, knotting and pinning machines; selection and care of reeds, healds and drop pins, control of cross ends and extra ends and calculations.

**TOTAL: 75 PERIODS (45L + 30P)**

**LIST OF EXPERIMENTS:**

1. Analysis of Yarn faults
2. Control of production, package density, yarn faults in cone / cheese winding machine
3. Study of pirn winding
4. Study of warping machine
5. Study of sectional warping machine
6. Study of drawing – in, denting and tying

**OUTCOMES:**

Upon completion of the course, the students will be able to

CO1: Explain the types of winding, yarn faults and automatic winding

CO2: Elucidate winding package faults and winding performance

CO3: Discuss the types of warping and sizing process

CO4: Describe the process control in warping and sizing

CO5: Explain the manual and automatic drawing in process

CO6: Analyse yarn faults and control of faults in cone / cheese finding

CO7: Understand the preparatory process of fabric manufacturing by practice.

**TEXT BOOKS:**

1. Sriramulu P.K., Aijaonkar D.B. & Talukdar M.K., "Weaving Machines: Mechanisms, Management", Mahajan Publishers, Ahmedabad, 1998.
2. Lord P.R. and Mohammed M.H., "Weaving – Conversion of Yarn to Fabric", Merrow Publication, 1992.

**REFERENCES:**

1. John A. Iredale "Yarn Preparation: A Hand Book", Textile Institute, Manchester, 1992, ISBN: 1853390429
2. Lord P. R. and Mohamed M.H., "Weaving: Conversion of Yarn to Fabric", Merrow, 1992, ISBN: 090409538X
3. Ormerod A. and Sondhelm W. S., "Weaving: Technology and Operations", Textile Institute, 1995, ISBN: 187081276X.



**Course Marticulation Matrix:**

Course Outcomes	Statement	Program Outcome														
		PO1	PO2	PO 3	PO 4	PO 5	PO 6	PO 7	PO 8	PO 9	PO1 0	PO11	PO12	PSO 1	PSO 2	PSO3
CO1	Explain the types of winding, yarn faults and automatic winding	3	3	3	2	2	-	-	-	-	-	-	1	3	1	3
CO2	Elucidate winding package faults and winding performance	3	3	3	2	2	-	-	-	-	-	-	1	3	1	3
CO3	Discuss the types of warping and sizing process	3	3	3	2	2	-	-	-	-	-	-	1	3	1	3
CO4	Describe the process control in warping and sizing	3	3	3	2	2	-	-	-	-	-	-	1	3	1	3
CO5	Explain the manual and automatic drawing in process	3	3	3	2	2	-	-	-	-	-	-	1	3	1	3
CO6	Analyse yarn faults and control of faults in cone / cheese Winding	3	3	3	3	2	-	-	-	2	2	2	1	3	1	2
CO7	Understand the preparatory process of fabric manufacturing by practice	3	3	3	3	2	-	-	-	2	2	2	1	3	1	2
<b>Overall CO</b>		3	3	3	2.28	2	-	-	-	2	2	2	1	3	1	2.71

1, 2 and 3 are correlation levels with weightings as Slight (Low), Moderate (Medium) and Substantial (High) respectively

PROGRESS THROUGH KNOWLEDGE

**OBJECTIVES:**

The main objective of this course is to enable the students to understand the

- Structure and morphology of textile fibres
- Structure investigation techniques
- Physical characteristics textile fibres

**UNIT I STRUCTURE OF FIBRES 9**

Classification of fibres; study of morphological structures of fibers; physical properties of fibres; order and disorder in fibre structure; molecular conformations – planar zig-zag, helical, lamellar, and sperulite conformations

**UNIT II STRUCTURE INVESTIGATION TECHNIQUES 9**

Transmission and Scanning electron microscopes - principle; construction and working; X-ray diffraction techniques – estimation of crystallinity; Infrared radiation and dichroism techniques; chemical element and group identification by transmittance and optical density methods, molecular orientation estimation

**UNIT III MOISTURE ABSORPTION CHARACTERISTICS 9**

Theories of moisture sorption; moisture absorption behaviour of natural and man-made fibres; influence of fibre structure, humidity and temperature on the moisture absorption; conditioning of fibres – mechanism of conditioning and factors influencing conditioning. Moisture diffusion in fibres; heat of sorption – integral and differential, their relation; factors influencing heat of sorption - measurement of heat of sorption

**UNIT IV MECHANICAL PROPERTIES OF FIBRES 9**

Tensile characteristics –study of strength, elongation, work of rupture, initial modulus, work factor and yield point – determination of yield point. Stress-strain relations of natural and manmade fibres - influence of fibre structure, humidity and temperature on tensile characteristics. Time effect study of creep phenomena. Elastic recovery and its relation to stress and strain of fibres; mechanical conditioning of fibres and its influence on elastic recovery. Load cycling and extension cycling-their effect on elastic recovery. Introduction about torsional and flexural rigidity of fibers

**UNIT V OPTICAL, FRICTIONAL AND THERMAL CHARACTERISTICS 9**

Reflexion and lustre-objective and subjective methods of measurement - refractive index and its measurement - birefringence, factors influencing birefringence - absorption and dichroism friction – static, limiting and kinetic friction, its measurement, comparison of fibres, directional friction in wool – friction. thermal transitions of fibres - thermal conductivity, thermal expansion and contraction, T<sub>g</sub> and T<sub>m</sub>; static electricity in textile fibres

**TOTAL: 75 (45 L+30 P)****LIST OF EXPERIMENTS**

1. Identification of natural, regenerated and synthetic fibres
2. Determination of denier of synthetic fibres
3. Determination of moisture regain and moisture content of fibres
4. Determination of wax content and spin finish of natural and synthetic fibres
5. Identification of fibres and determination of the blend proportion of
  - a. Cotton/ regenerated cellulose
  - b. Polyester/ protein fibres
  - c. Cellulose/polyester fibres
  - d. Cotton/ viscose/polyester

## **OUTCOME:**

Upon completion of this course, the student shall be able to

- CO1: Explain the structure and properties of fibres
- CO2: Identify the method of investigation of structure of fibres
- CO3: Compare and understand moisture absorption behaviour of various fibres
- CO4: Demonstrate the tensile and elongation properties of fibres
- CO5: Interpret the optical, thermal and frictional characteristics of fibres
- CO6: Identify the fibres using, solubility, burning and microscopic test.
- CO7: Determine the linear density and moisture properties of fibres

## **TEXTBOOKS**

1. Morton W.E., and Hearle J.W.S., "Physical Properties of Textile Fibres", The Textile Institute, Washington D.C., 2008, ISBN978-1-84569-220-95
2. Hearle J.W.S., Lomas B., and Cooke W.D., "Atlas of Fibre Fracture and Damage to Textiles", The Textile Institute, 2nd Edition, 1998, ISBN:1855733196

## **REFERENCES**

1. Meredith R., and Hearle J. W. S., "Physical Methods of Investigation of Textiles", Wiley Publication, New York, 1989, ISBN: B00JCV6ZWU ISBN-13:
2. Mukhopadhyay S. K., "Advances in Fibre Science", The Textile Institute, 1992, ISBN: 1870812379
3. Meredith R., "Mechanical Properties of Textile Fibres", North Holland, Amsterdam, 1986, ISBN: 1114790699, ISBN-13:9781114790698
4. Raheel M. (ed.), "Modern Textile Characterization Methods", Marcel Dekker, 1995, ISBN:0824794737
5. Mukhopadhyay. S. K., "The Structure and Properties of Typical Melt Spun Fibres", Textile Progress, Vol. 18, No. 4, Textile Institute, 1989, ISBN:1870812115
6. Hearle J.W.S., "Polymers and Their Properties : Fundamentals of Structures and Mechanics Vol1", Ellis Horwood, England, 1982, ISBN:047027302X | ISBN13:9780470273029
7. Greaves. P. H., and Saville B.P., "Microscopy of Textile Fibres", Bios Scientific, U.K., 1995, ISBN: 1872748244 | ISBN-13:9781872748245
8. Seville. B. P., "Physical Testing of Textiles", Woodhead Publishing, 1999, ISBN: 1855733676 | ISBN-13:9781855733671
9. Hearle J. W. S., and Peters. R. H., "Fibre structure", Elsevier Ltd, 1963, ISBN: 1483212211 | ISBN-13:9781483212210

PROGRESS THROUGH KNOWLEDGE

**Course Articulation Matrix:**

Course Outcomes	Statement	Program Outcome														
		PO1	PO2	PO3	PO4	PO5	PO6	PO7	PO8	PO9	PO10	PO11	PO12	PSO1	PSO2	PSO3
CO1	Explain the structure and properties of fibres	3	3	2	3	-	-	1	-	-	-	-	1	3	1	2
CO2	Identify the Method of investigation of structure of fibres	3	3	2	3	-	-	1	-	-	-	-	1	3	1	2
CO3	Compare and understand moisture absorption behaviour of various fibres	3	3	2	3	-	-	1	-	-	-	-	1	3	1	2
CO4	Demonstrate the tensile and elongation properties of fibres	3	3	2	3	-	-	1	-	-	-	-	1	3	1	2
CO5	Interpret the optical, thermal and frictional characteristics of fibres	3	3	2	3	-	-	1	-	-	-	-	1	3	1	2
CO6	Identify the fibres using, solubility, burning and microscopic test.	3	3	3	3	2	-	1	-	1	2	1	1	3	1	2
CO7	Determine the linear density and moisture properties of fibres	3	3	3	3	2	-	1	-	1	2	1	1	3	1	2
<b>Overall CO</b>		3	3	2.28	3	2	-	1	-	1	2	1	1	3	1	2

1, 2 and 3 are correlation levels with weightings as Slight (Low), Moderate (Medium) and Substantial (High) respectively

PROGRESS THROUGH KNOWLEDGE

**OBJECTIVES:**

- To enable the students to learn about the natural fibre production, polymer rheology and the laws, and various spinning techniques of manufactured fibre production
- To expose the students to post spinning and development in the spinning process

**UNIT I NATURAL FIBERS 12**

Natural Fibers- production, properties and applications- Evolution of cotton varieties & Cultivation and harvesting; Bast Fibers: cultivation – Retting – Fibre Extraction; Wool: Types – Rearing – Shearing – Chemical Composition; Silk: life cycle of silk worm, Types – Reeling – Throwing

**UNIT II MELT SPINNING 9**

Newtonian and non-newtonian fluids, Melt instabilities; Melt Spinning- Polymer Selection and Preparation, equipment, properties and applications of polyester, polyamide and polypropylene fibers.

**UNIT III SOLUTION SPINNING 9**

Solution spinning- Polymer Selection and Preparation, equipment, properties and applications of acrylic, polyurethane and regenerated cellulose fibres.

**UNIT IV POST SPINNING OPERATIONS 9**

Neck drawing, drawing systems, influence of drawing on structure and properties of fibres; Types of heat setting, influencing parameters on heat setting, influence of heat setting on fibre behavior; Spin finish composition and application; texturising.

**UNIT V DEVELOPMENTS IN FIBER SPINNING 6**

Liquid crystal spinning; Gel spinning; Profile fibres and hollow fibres; Speciality fibres: polylactic acid and chitosan fibres preparation properties and applications.

**TOTAL: 45 PERIODS****OUTCOMES:**

Upon completion of this course, the student shall be able to

CO1: Recognize the cultivation and production of natural fibres

CO2: Explain the polymer rheology and polymer process parameters involved in melt spinning.

CO3: Demonstrate the various spinning techniques of polymers parameter involved in spinning synthetic yarn

CO4: Infer the need of various post spinning operations

CO5: Describe the advances in the spinning process

**TEXT BOOKS:**

1. Kothari V. K., "Textile Fibres: Development and Innovations", Vol. 2, Progress in Textiles, IAFL Publications, New Delhi, 2000
2. Vaidya A. A., "Production of Synthetic Fibres", Prentice Hall of India Pvt. Ltd., New Delhi, 1988
3. Nakasjima (English edition, edited by Kajiwara K. and McIntyre J. E.), "Advanced Fibre Spinning Technology", Wood head Publication Ltd., England, 1994.

**REFERENCES:**

1. Gupta V. B. and Kothari V. K. (Editors), "Manufactured Fibre Technology", Kluwer Academic Publishers, 1997.
2. Cook J. G., "Handbook of Textile Fibres: Vol. 2: Man Made Fibres", The Textile Inst., 5th Ed. 1984.
3. Srinivasa Murthy H. V., "Introduction to Textile Fibres", Textile Association, India, 1987.
4. Cook J.G., "Handbook of Textile Fibres: Vol. 1: Natural Fibres" The Textile Inst., 2001



**Course Articulation Matrix:**

Course Outcomes	Statement	Program outcome														
		PO1	PO2	PO3	PO4	PO5	PO6	PO7	PO8	PO9	PO10	PO11	PO12	PSO1	PSO2	PSO3
CO1	Recognize the cultivation and production of natural fibres	3	3	2	2	1	2	2	-	-	-	-	1	3	1	3
CO2	Explain the polymer rheology and polymer process parameters involved in melt spinning	3	3	2	2	1	2	2	-	-	-	-	1	3	1	3
CO3	Demonstrate the various spinning techniques of polymers parameter involved in spinning synthetic yarn	3	3	2	2	1	2	2	-	-	-	-	1	3	1	3
CO4	Infer the need of various post spinning operations	3	3	2	2	1	2	2	-	-	-	-	1	3	1	3
CO5	Describe the advances in the spinning process	3	3	2	2	1	2	2	-	-	-	-	1	3	1	3
<b>Overall CO</b>		3	3	2	2	1	2	2	-	-	-	-	1	3	1	3

1, 2 and 3 are correlation levels with weightings as Slight (Low), Moderate (Medium) and Substantial (High) respectively

PROGRESS THROUGH KNOWLEDGE

**OBJECTIVES:**

- To enable the students to learn passage of materials for ginning, cleaning machines and carding.
- To enable the students to learn passage of materials for drawing and roving machines.
- To enable the students to learn bobbin building and process parameters roving bobbins.

**LIST OF EXPERIMENTS:**

1. Construction details of Ginning machine, material passage and ginning out turn calculations
2. Construction details of blowroom machines material passage and production calculations
3. Determine the process parameters of 100% cotton material, running of blowroom machines to produce lap and running of carding machines to produce sliver
4. Construction details of carding machine, material passage and production calculations
5. Wire point specifications and various settings in a carding machine
6. Construction details of drawing machine, material passage, draft and production calculations
7. Study of construction details of comber preparatory machines, draft, and production calculations of those machines
8. Study of construction details of comber machines, combing cycle and production calculations
9. Construction details of roving machine, material passage, draft and production calculations
10. Study of bobbin builder mechanism in roving machine.
11. Study of roving frame bobbin stretch variation and to determine the count variation within bobbin, between bobbin and between front and back row bobbins.
12. Determine process parameters of drawing and roving machines to produce roving bobbins.
13. Handling of accessories – Tachometer, top roller load measuring devices, pressure gauge, roller eccentricity measuring gauge, leaf gauge, vernier caliber for roller settings, shore hardness tester etc.,

**TOTAL: 45 PERIODS****OUTCOMES:**

Upon the completion of this course the student will be able to

- CO1: Discuss the ginning, cleaning machine's material passage and carryout production calculations.
- CO2: Explain the carding, drawing and roving machine's material passage and carryout production calculations.
- CO3: Understand the process parameters in the blow room, carding machine draw frame and roving machines

PROGRESS THROUGH KNOWLEDGE

**Course Articulation Matrix:**

Course Outcomes	Statement	Program Outcome														
		PO 1	PO 2	PO3	PO4	PO5	PO6	PO7	PO8	PO9	PO10	PO11	PO12	PSO1	PSO2	PSO3
CO1.	Discuss the ginning, cleaning machine's material passage and carryout production calculations.	3	3	3	3	2	-	1	-	2	2	2	1	3	1	2
CO2.	Explain the carding, drawing and roving machine's material passage and carryout production calculations.	3	3	3	3	2	-	1	-	2	2	2	1	3	1	2
CO3.	Understand the process parameters in the blow room, carding machine draw frame and roving machines	3	3	3	3	2	-	1	-	2	2	2	1	3	1	2
<b>Overall CO</b>		3	3	3	3	2	-	1	-	2	2	2	1	3	1	2

1, 2 and 3 are correlation levels with weightings as Slight (Low), Moderate (Medium) and Substantial (High) respectively

PROGRESS THROUGH KNOWLEDGE

**OBJECTIVES:**

To practically train the students

- On various process and technology of handloom weaving.
- Develop plain and twill weave fabrics.
- Develop mock-leno, honeycomb and huck-a-back weave fabrics.

**LIST OF EXPERIMENTS:**

1. Drawing sketches of different parts of handlooms with specifications and joining threads by piecing and knotting
2. Practice of Drawing-in, denting and gaiting up
3. Practice of winding of yarn on double flanged bobbins and pirns using charka
4. Practice of warping process on peg warping frame
5. Practice of warping process on sectional warping machine
6. Study of weave, peg/tie-up plan and loom setting on multi treadle frame loom
7. Development of fabric samples using Plain and its derivatives
8. Development of fabric samples using twill weave and its derivatives
9. Development of fabric samples using Mock-Leno weave
10. Development of fabric samples using Honeycomb weave
11. Development of fabric samples using Huck-A-Back weave

**TOTAL: 30 PERIODS****OUTCOMES:**

Upon the completion of this course the student will be able to

CO1: Explain the parts and specifications of handloom.

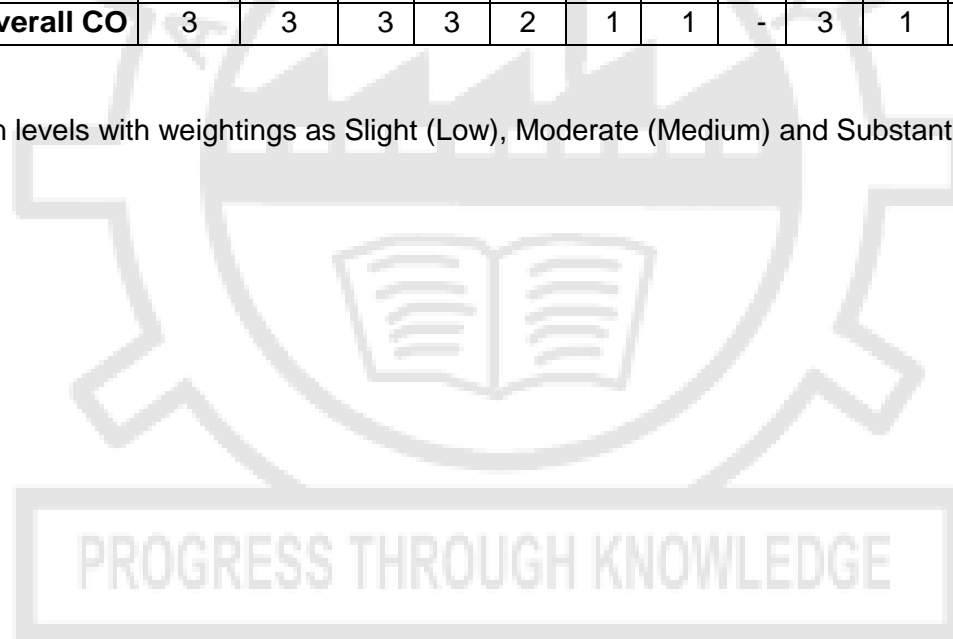
CO2: Describe the winding, warping process, drawing – in, denting,

CO3: Develop the derivatives of plain, twill weave fabrics, Mock –leno and honey comb weave fabrics and Huck –a back weave fabrics.

**Course Articulation Matrix:**

Course Outcomes	Statement	Program Outcome														
		PO1	PO2	PO3	PO4	PO5	PO6	PO7	PO8	PO9	PO10	PO11	PO12	PSO1	PSO2	PSO3
CO1	Explain the parts and specifications of handloom	3	3	3	3	2	1	1	-	3	1	2	1	3	1	3
CO2	Describe the winding, warping process, drawing – in, denting	3	3	3	3	2	1	1	-	3	1	2	1	3	1	3
CO3	Develop the derivatives of plain, twill weave fabrics, Mock –leno and honey comb weave fabrics and Huck –a back weave fabrics.	3	3	3	3	2	1	1	-	3	1	2	1	3	1	3
<b>Overall CO</b>		3	3	3	3	2	1	1	-	3	1	2	1	3	1	3

1, 2 and 3 are correlation levels with weightings as Slight (Low), Moderate (Medium) and Substantial (High) respectively



**OBJECTIVES:**

- To be proficient in important Microsoft Office tools: MS WORD, EXCEL, POWERPOINT.
- To be proficient in using MS WORD to create quality technical documents, by using standard templates, widely acceptable styles and formats, variety of features to enhance the presentability and overall utility value of content.
- To be proficient in using MS EXCEL for all data manipulation tasks including the common statistical, logical, mathematical etc., operations, conversion, analytics, search and explore, visualize, interlink, and utilizing many more critical features offered
- To be able to create and share quality presentations by using the features of MS PowerPoint, including: organization of content, presentability, aesthetics, using media elements and enhance the overall quality of presentations.

**MS WORD:****10 Hours**

Create and format a document  
 Working with tables  
 Working with Bullets and Lists  
 Working with styles, shapes, smart art, charts  
 Inserting objects, charts and importing objects from other office tools  
 Creating and Using document templates  
 Inserting equations, symbols and special characters  
 Working with Table of contents and References, citations  
 Insert and review comments  
 Create bookmarks, hyperlinks, endnotes footnote  
 Viewing document in different modes  
 Working with document protection and security  
 Inspect document for accessibility

**MS EXCEL:****10 Hours**

Create worksheets, insert and format data  
 Work with different types of data: text, currency, date, numeric etc.  
 Split, validate, consolidate, Convert data  
 Sort and filter data  
 Perform calculations and use functions: (Statistical, Logical, Mathematical, date, Time etc.)  
 Work with Lookup and reference formulae  
 Create and Work with different types of charts  
 Use pivot tables to summarize and analyse data  
 Perform data analysis using own formulae and functions  
 Combine data from multiple worksheets using own formulae and built-in functions to generate results  
 Export data and sheets to other file formats  
 Working with macros  
 Protecting data and Securing the workbook

**MS POWERPOINT:****10 Hours**

Select slide templates, layout and themes  
 Formatting slide content and using bullets and numbering  
 Insert and format images, smart art, tables, charts  
 Using Slide master, notes and handout master  
 Working with animation and transitions  
 Organize and Group slides  
 Import or create and use media objects: audio, video, animation

Perform slideshow recording and Record narration and create presentable videos

**TOTAL: 30 PERIODS**

**OUTCOMES:**

On successful completion the students will be able to

- Use MS Word to create quality documents, by structuring and organizing content for their day to day technical and academic requirements
- Use MS EXCEL to perform data operations and analytics, record, retrieve data as per requirements and visualize data for ease of understanding
- Use MS PowerPoint to create high quality academic presentations by including common tables, charts, graphs, interlinking other elements, and using media objects.

**TT3454**

**TECHNOLOGY OF YARN SPINNING**

**L T P C  
3 0 2 4**

**OBJECTIVES:**

- To enable the students to learn ring spinning and condensed spinning process.
- To enable the students to understand the yarn plying, twisting, types fancy yarn and method of production.
- To enable the students to learn rotor, friction, air jet, vortex, core and wrap spun yarn production methods.
- To enable the students to learn material passage, draft and production calculation of ring and rotor spinning.
- To enable the students to learn process parameters and production of ring and rotor spun yarn

**UNIT I RING SPINNING**

**13**

Principle of yarn formation in ring spinning machines; working of ring spinning machine; cop building; design features of important elements used in ring spinning machine; draft, twist and production calculations in ring spinning machine; end breakage rate – causes and remedies yarn faults- causes and remedies

**UNIT II CONDENSED YARN SPINNING**

**5**

Condensed yarn spinning – principle, different methods, properties; comparison with ring spun yarn

**UNIT III YARN PLYING**

**9**

Merits of plying of yarns; methods followed for plying – TFO, ring twisting; selection of twist level for plying; calculation of resultant count of plied yarns; types of fancy yarns, method of production

**UNIT IV ROTOR SPINNING**

**9**

Principle of open-end spinning; principle of yarn production by rotor spinning system; design features of important elements used in rotor spinning; structure and properties of rotor yarn

**UNIT V OTHER SPINNING SYSTEMS**

**9**

Friction, single and two nozzle air jet and air vortex spinning methods – principle of yarn production, raw material used, structure, properties and applications; principle of yarn production by electrostatic, self-twist, core, wrap, integrated compound spinning systems.

**TOTAL: 75 PERIODS (45L + 30P)**

**LIST OF EXPERIMENTS:**

1. Construction details of Ring spinning machine, material passage, draft and production calculations
2. Study of bobbin builder mechanism in ring spinning machine

3. Study of ring spinning machine and to calculate draft and twist. To determine yarn twist variation when the yarn wind at minimum and maximum diameters of bobbin
4. Construction details of rotor spinning machine, material passage, draft and production calculations.
5. Production of yarn in ring spinning machine
6. Production of yarn in rotor spinning machine
7. Study and analysis of MIS report of spinning Mill.
8. Study and analysis of spectrogram, V-L curve. and evenness test results.

#### **OUTCOMES:**

Upon the completion of this course, the student will be able to

CO1: Discuss the yarn formation, draft, twist and production calculation in ring spinning.

CO2: Explain the principle, properties and different methods of condensed yarn spinning.

CO3: Describe the yarn plying and production methods of fancy yarn.

CO4: Explain the principle, properties and different methods of rotor spinning.

CO5: Explain the friction, air jet, vortex, self twist, core and wrap yarn production methods.

CO6: Describe the material passage and carryout twist, draft and production calculation of ring

CO7: Determine the process parameters of ring and rotor spinning machines.

#### **TEXT BOOKS:**

1. Klein W., Vol. 1-3, "The Technology of Short Staple Spinning", "A Practical Guide to Opening & Carding" and "A Practical Guide to Combing, Drawing, and Roving frame", The Textile Institute, Manchester, U.K., 1998.
2. Chattopadhyay R. (Ed), Advances in Technology of Yarn Production, NCUTE, IIT Delhi, 2002.
3. Klein W., Vol.4 - 5, "A Practical Guide to Ring Spinning", 1987, and "New Spinning Systems", 1993, The Textile Institute, Manchester, 1987.
4. Gowda R.V.M, "New Spinning Systems", NCUTE, IIT Delhi, 2003.

#### **REFERENCES:**

1. Oxtoby E., "Spun Yarn Technology ", Butterworth Publications, London, 1987
2. Lord P.R., "Yarn Production: Science, Technology and Economics", The Textile Institute, Manchester, 1999
3. Shaw J., "Short-staple Ring Spinning, Textile Progress", The Textile Institute, Manchester, 1982
4. Iredale J., "Yarn Preparation: A Handbook ", Intermediate Technology, 1992.

PROGRESS THROUGH KNOWLEDGE



**Course Articulation Matrix:**

Course Outcomes	Statement	Program Outcome														
		PO1	PO 2	PO 3	PO 4	PO 5	PO 6	PO 7	PO 8	PO 9	PO1 0	PO1 1	PO1 2	PSO 1	PSO 2	PSO3
CO1	Discuss the yarn formation, draft, twist and production calculation in ring spinning.	3	3	3	2	2	-	-	-	-	-	-	1	3	1	1
CO2	Explain the principle, properties and different methods of condensed yarn spinning.	3	3	3	2	2	-	-	-	-	-	-	1	3	1	1
CO3	Describe the yarn plying and production methods of fancy yarn.	3	3	3	2	2	-	-	-	-	-	-	1	3	1	1
CO4	Explain the principle, properties and different methods of rotor spinning.	3	3	3	2	2	-	-	-	-	-	-	1	3	1	1
CO5	Explain the , friction, air jet, vortex, self twist, core and wrap yarn production methods	3	3	3	2	2	-	-	-	-	-	-	1	3	1	1
CO6	Describe the material passage and carryout twist, draft and production calculation of ring and rotor spinning machines	3	3	3	3	2	-	1	-	2	2	2	1	3	1	2
CO7	Determine the process parameters of ring and rotor spinning machines.	3	3	3	3	2	-	1	-	2	2	2	1	3	1	2
<b>Overall CO</b>		3	3	3	2.28	2	-	1	-	2	2	2	1	3	1	1.28

1, 2 and 3 are correlation levels with weightings as Slight (Low), Moderate (Medium) and Substantial (High) respectively

PROGRESS THROUGH KNOWLEDGE

**OBJECTIVE:**

- To enable the students to understand various functions of weaving machine and process control

**UNIT I INTRODUCTION TO WEAVING 5**

Yarns quality requirements for high speed automatic shuttle looms and shuttle less loom; warp and weft preparation for high speed looms; Principle of weaving, passage of material, motions in loom – primary, secondary and auxiliary motions, plain power loom driving, timing of motions.

**UNIT II SHEDDING MOTIONS 9**

Shed geometry and shedding requirement. Types of shed. Shedding mechanisms – positive and negative. Principles of tappet, dobby and jacquard shedding mechanisms, reversing mechanisms- limitations of various shedding mechanisms; Conventional and modern dobby and jacquard mechanism.

**UNIT III WEFT INSERTION AND BEAT UP 9**

Shuttle picking and checking mechanisms, shuttle flight and timing; Weft feeder – types, Principles of weft insertions in shuttle less looms; mechanism of weft insertion by projectile, rapier loom and jet – air and water. Multi-Phase weaving systems; Kinematics of sley, sley eccentricity; beat up mechanism in modern looms;

**UNIT IV SECONDARY AND AUXILIARY MOTIONS 13**

Take up and let – off motions used in plain power looms; cloth formation, weaving condition – factors and control; warp protector and warp and weft stop motion; plain power loom accessories. Automatic weft replenishment in shuttle looms – pirn changing and shuttle changing looms; mechanisms involved in automatic pirn changing – feelers, cutters, design of shuttle, three try motions; multi shuttle looms- box changing principle, Automatic pirn changing in multi shuttle loom. Weft arrival control and automation in shuttle less looms; selvages in shuttle less looms; quick style change;

**UNIT V PROCESS CONTROL & SPECIAL WEAVING PROCESSES 9**

Techno economics of shuttle less loom weft insertion systems; loom monitoring and control Loom stoppages and efficiency; fabric defects and value loss; fabric shrinkage in the loom – causes and control; fabric engineering. Filament weaving – Silk & Texturised yarns. Principles and mechanisms in weaving Pile fabrics, tapes and triaxial fabrics

**TOTAL: 45 PERIODS****OUTCOMES:**

Upon completion of this course the student will be able to,  
 CO1: Explain the primary, secondary and auxiliary motions of loom  
 CO2: Discuss the types of shedding mechanisms  
 CO3: Explain the types of weft insertion and beat up mechanisms  
 CO4: Describe the let – off, take – up and shuttle changing mechanism  
 CO5: Discuss the process control in weaving and special weaving processes

**TEXT BOOKS:**

- Talukdar, M.K., “An Introduction to Winding and Warping”, Textile Trade Press, Mumbai.
- Talukdar M.K., Sriramulu P.K. and Ajaonkar D.B., “Weaving: Machines, Mechanisms, Management”, Mahajan Publishers, Ahmedabad, 1998, ISBN: 81-85401-16-0
- Marks R. and Robinson T.C., “Principles of Weaving”, The Textile Institute, Manchester, 1989, ISBN: 0 900739 258

**REFERENCES:**

1. Ajgaonkar, D.B., "Sizing, Materials, Methods and Machines", Textile Trade Press, Mumbai, 1982.
2. "Weaving: The knowledge in Technology", Papers Presented at the Textile Institute Weaving Conference 1998, Textile Institute, ISBN: 18770372182
3. Booth J.E., "Textile Mathematics Volume 3", The Textile Institute, Manchester, 1977, ISBN: 090073924X
4. Lord P.R. and Mohamed M.H., "Weaving: Conversion of Yarn to Fabric", Merrow, 1992, ISBN: 090409538X
5. Ormerod A. and Sondhelm W.S., "Weaving: Technology and operations", Textile Institute, 1995, ISBN: 187081276X
6. Sabit Adanur, "Handbook of Weaving", Technomic Publishing Co. Inc., 2001



**Course Articulation Matrix:**

Course Outcomes	Statement	Program Outcome														
		PO1	PO2	PO3	PO4	PO5	PO6	PO7	PO8	PO9	PO10	PO11	PO12	PSO1	PSO2	PSO3
CO1	Explain the primary, secondary and auxiliary motions of loom	3	3	3	2	2	-	-	-	-	-	-	1	3	1	2
CO2	Discuss the types of shedding mechanism	3	3	3	2	2	-	-	-	-	-	-	1	3	1	2
CO3	Explain the types of weft insertion and beat up mechanism	3	3	3	2	2	-	-	-	-	-	-	1	3	1	2
CO4	Describe the let – off, take – up and shuttle changing mechanism	3	3	3	2	2	-	-	-	-	-	-	1	3	1	2
CO5	Discuss the process control in weaving and special weaving processes	3	3	3	2	2	-	-	-	-	-	-	1	3	1	2
<b>Overall CO</b>		3	3	3	2	2	-	-	-	-	-	-	1	3	1	2

1, 2 and 3 are correlation levels with weightings as Slight (Low), Moderate (Medium) and Substantial (High) respectively

PROGRESS THROUGH KNOWLEDGE

**OBJECTIVES:**

- To make the students to understand fundamentals of knitting, types of knitting processes in detail, the functioning of components of knitting machine and knitted fabric structures.

**UNIT I INTRODUCTION****5**

Reasons for the growth of the knitting industry; comparison of fabric properties - woven, knits and bonded fabrics; classification of knitting processes – weft knit & warp knit; yarn quality requirements for knitting; preparation of staple yarns for weft and warp knitting

**UNIT II FUNDAMENTALS OF KNITTING****9**

General definitions and principles of knitting; types of knitting needles – Bearded, Latch & Compound needle; elements of knitted loop structure

**UNIT III WEFT KNITTING****13**

Basic weft knitted structures and their production - plain, rib, interlock and purl; fundamentals of formation of knit, tuck and float stitches; factors affecting the formation of loop; effect of loop length and shape on fabric properties; analysis of various types of weft knitted structures; weft knitted fabric geometry; basic principles and elements of flat knitting machines; different types of flat knitting machines- manual, mechanical and computer controlled; production of various weft knitted structures using flat knitting machines;

**UNIT IV WEFT KNITTING MACHINE****9**

Construction, characteristics and working of circular knitting machines used for the production of basic structures; production of derivatives of weft knitted structures; needle control in circular knitting machines; quality control in knitted fabric production; production calculation; safety measures to be taken at knitting industry; process control in weft knitting

**UNIT V WARP KNITTING****9**

Basic principles; elements of warp knitted loop – open loop, closed loop; warp knitting elements chain link, chain links for simple patterns, guide bar movement mechanism; Tricot and Rachel warp knitting machines; principles of double needle bar patterning, terry pile fabric production; let off system; run in value based on the lapping diagram; take up system; theoretical concepts of warp knitted loop configuration; uses of warp knitted fabrics in technical applications.

**TOTAL: 45 PERIODS****OUTCOMES:**

Upon completion of this course the student will be able to

CO1: Classify the knitting process and understand the yarn requirements for knitting process

CO2: Explain the types of knitting needle and elements of knitting

CO3: Discuss the weft knit structures

CO4: Explain the working of weft knitting machines and its types

CO5: Discuss the principle, elements and types of warp knitting machines

**TEXTBOOKS**

- Chandrasekhar Iyer, Bernd Mammel and Wolfgang Schach., “Circular Knitting”, Meisenbach GmbH, Bamberg, 1995, ISBN: 3-87525-066-4.
- Spencer D.J., “Knitting Technology”, III Ed., Textile Institute, Manchester, 2001, ISBN: 185573 333 1.

**REFERENCES**

- Ajgaonkar D.B., “Knitting Technology”, Universal Publishing Corporation, Mumbai, 1998, ISBN: 81-85027-34-X.

2. Samuel Raz., "Flat Knitting: The new generation", Meisenbach GmbH, Bamberg, 1997, ISBN: 3-87525-054-0.
3. Samuel Raz., "Warp Knitting production", MelliandTextilberichte, GmbH, Rohrbacher, 1987, ISBN: 3-87529-022.
4. Baneerjee.P.K., "Principles of Fabric Formation", CRC Press, London, 2014, ISBN Number:13:978-1-4665-5445-0
5. Ray.S.C., "Fundamentals and advances in Knitting Technology", Woodhead Publishing India Pvt., Ltd, New Delhi. 2011, ISBN: 978-93-80308-16-6.
6. Abhijit Majumdar, Apurba Das, R.Alagirusamy and V.K.Kothari., "Process Control in Textile Manufacturing", Wood Head Publishing Limited, Oxford, 2013, ISBN: 978-0-85709-027-0.
7. Gajjap B.J., "Handbook of warp Knitting Technology", Textile Institute, Manchester, 2004, ISBN: 1 85573 7701.



**Course Articulation Matrix:**

Course Outcomes	Statement	Program Outcome														
		PO1	PO2	PO3	PO4	PO5	PO6	PO7	PO8	PO9	PO10	PO11	PO12	PSO1	PSO2	PSO3
CO1	Classify the knitting process and understand the yarn requirements for knitting process	3	3	3	2	2	-	-	-	-	-	-	1	3	1	2
CO2	Explain the types of knitting needle and elements of knitting	3	3	3	2	2	-	-	-	-	-	-	1	3	1	2
CO3	Discuss the weft knit structures	3	3	3	2	2	-	-	-	-	-	-	1	3	1	2
CO4	Explain the working of weft knitting machines and its types	3	3	3	2	2	-	-	-	-	-	-	1	3	1	2
CO5	Discuss the principle, elements and types of warp knitting machine	3	3	3	2	2	-	-	-	-	-	-	1	3	1	2
<b>Overall CO</b>		3	3	3	2	2	-	-	-	-	-	-	1	3	1	2

1, 2 and 3 are correlation levels with weightings as Slight (Low), Moderate (Medium) and Substantial (High) respectively

PROGRESS THROUGH KNOWLEDGE

**OBJECTIVE:**

- To enable the students to learn about pre-treatment processes and the machineries involved in the wet processing and dyeing of textiles fabrics.

**UNIT I PREPARATORY PROCESS 9**

Pretreatments-process Sequence; singeing and desizing of natural and synthetic fibres and its blends; heat setting; Scouring, bleaching and mercerization of cotton, bio-scouring of cotton; carbonization, scouring and bleaching of wool; degumming and bleaching of silk

**UNIT II PROCESSING MACHINERIES 9**

Loose stock machine; hank and package processing machines; singeing machines; stretching devices; shearing and raising machines; kiers; mangles; jigger; winch; jet and soft flow machines J – Box ; yarn mercerizer, chain and chainless mercerizes; washing ranges, hydro extractors; detwisters; dryers; stenters

**UNIT III THEORY OF DYEING 9**

Dyeing equilibrium; dye-fibre interaction; adsorption isotherm; dye affinity; heat of dyeing; half dyeing time. Basic characteristics of dyes and pigments; classification of dyes and principle of application of dyes.

**UNIT IV DYEING 9**

Technology of application of direct, reactive, vat, disperse, acid and basic dyes.

**UNIT V COLOUR SCIENCE 9**

Theories of colour measurement, Beer–Lambert’s law and Kubelka-Munk theory and their application in colour assessment and colour matching; whiteness and yellowness indices.

**TOTAL: 45 PERIODS****OUTCOMES:**

Upon completion of the course the student will be able to

- CO1: Demonstrate the scouring and bleaching of textile fabrics  
 CO2: Describe the functions of chemical processing machineries  
 CO3: Explain the theory, classification and application of dyes  
 CO4: Explain application of dye for various fibres  
 CO5: Explain the theory and measurement of color

**TEXT BOOKS**

- Trotman E. R., “Dyeing and Chemical Technology of Textile Fibres”, B.I Publishing Pvt.Ltd. New Delhi, 1994 , ISBN: 0471809101 | ISBN-13: 9780471809104
- Menachem Lewin and Eli M. Pearce, “Handbook of Fibre Chemistry: Second Edition, Revised and Expanded, Marcel Dekker, Inc., 1998.
- Menachem Lewin and Stephen B. Sello., “Handbook of Fibre Science and Technology: Volume I: Chemical Processing of Fibres and Fabrics-Fundamentals and Preparation Part A”, Marcel Dekker, Inc., 1983.
- Karmakar S. R., “Chemical Technology in the Pre-treatment Process of Textiles”, Elsevier sciences B.V., 1999.
- Shenai V.A., “Chemistry of Dyes and Principles of Dyeing”, Sevak Publications, Mumbai, 1995.

**REFERENCES**

- Choudhury A. K. R., “Textile Preparation and Dyeing”, SDC India Region,2011.
- Bhagwat R. S., “Handbook of Textile Processing”, Colour Publication, Mumbai. 1999.




3. Cavaco-Paulo A. and Gubitz G. M., "Textile Processing with enzymes", Woodhead Publication Ltd., 2003.
4. Chakraborty J.N., "Fundamentals and practice in Colouration of Textiles", Wood head Publishing India Pvt Ltd, India, 2010, ISBN: 184569788X | ISBN-13: 9781845697884.
5. Mittal R.M., and Trivedi S.S., "Chemical Processing of Polyester/Cellulosic Blends", 2nd ed., Tata McGraw Hill, 2000.
6. Burkinshaw S. M., "Chemical Principles of Synthetic Fibre Dyeing", Springer-Science + Business Media, B.V., 2012, ISBN: 9401042632 | ISBN-13: 9789401042635.



**Course Articulation Matrix:**

Course Outcomes	Statement	Program Outcome														
		PO1	PO2	PO3	PO4	PO5	PO6	PO7	PO8	PO9	PO10	PO11	PO12	PSO1	PSO2	PSO3
CO1	Demonstrate the scouring and bleaching of textile fabrics	3	2	2	2	2	-	2	-	-	-	-	1	3	1	2
CO2	Describe the functions of chemical processing machineries	3	2	2	2	2	-	2	-	-	-	-	1	3	1	2
CO3	Explain the theory, classification and application of dyes	3	2	2	2	2	-	2	-	-	-	-	1	3	1	2
CO4	Explain application of dye for various fibres	3	2	2	2	2	-	2	-	-	-	-	1	3	1	2
CO5	Explain the theory and measurement of color	3	2	2	2	2	-	2	-	-	-	-	1	3	1	2
<b>Overall CO</b>		3	2	2	2	2	-	2	-	-	-	-	1	3	1	2

1, 2 and 3 are correlation levels with weightings as Slight (Low), Moderate (Medium) and Substantial (High) respectively



**OBJECTIVES:****To enable the students to**

- Understand the construction and classification woven fabrics.
- Understand the concept of design elements and features of basic weaves.
- Construct the different kinds of basic weave structures.
- Develop toweling, fancy weaves and color and weave effect.

**UNIT 1 INTRODUCTION TO TEXTILE DESIGNING 9**

Classification of textile fabrics; classification of woven fabrics - simple, compound and complex; fundamental aspects of woven fabrics-count of graph paper, Methods of representing design on graph paper; Principle of Design, draft, denting, lifting & tie-up plans. Types of draft - straight draft, skipped draft, pointed draft, herring bone draft, mixed draft etc. Plain weave - ornamentation of plain weaves; study of derivative structures of plain weave – regular and irregular warp rib, weft rib, hopsack and basket weaves. Catch-cord technique; design, draft, denting, peg/tie-up plan and thread interlacing diagram of above weaves

**UNIT II TWILL WEAVES AND ITS DERIVATIVES 9**

Study of twill weaves up to 12 threads; classification of twills - warp faced twill, weft faced twill and equal faced twill, Left hand twill and Right hand twill; angle of inclination of twill diagonals- Steep twill and Flat twill; influence of the twist direction of yarn over prominence of twill lines; study of derivatives of twill weaves - wavy twill, herringbone, transposed twill, broken twill, elongated twill, combined twill, figured twill– Drafts, lifting plan & tie up, treadling plan for the above designs

**UNIT III DIAMOND AND SATIN WEAVES 9**

Diamond weave, twill dice check, diaper; regular and irregular sateen and satin up to 12 threads, satin dice check weaves; design, draft, denting, peg/tie-up plan and thread interlacing diagram of above weaves. Difference between diamond and diaper, satin and sateen.

**UNIT IV TOWELLING WEAVES 9**

Study of honey comb weaves– ordinary honey comb, stitched honey comb and Brighton's honey comb designs- cell formation; study of Huck-a-Back weave- Construction of Standard Huck- a - Back (10 X 10), Devon's Huck– a– Back ; mock-leno and corkscrew weaves. Design, draft, and peg/tie-up plan and thread interlacing diagram of above weaves

**UNIT V FANCY AND COLOUR AND WEAVE EFFECTS 9**

Crepe weaves – construction upon sateen base, by combination of floating weaves with plain thread, by reversing and by insertion of one weave over another. Combination of weaves – twill and plain, mock-leno and plain, honey comb and plain, stripe and check effect by these combinations; Introduction to colour and weave effects- continuous line effect, hounds tooth patterns, bird's eye and spot effects, hairline stripes, step patterns and all over effects. Distorted thread effects – salient feature, warp and weft distortion.

**TOTAL: 45 PERIODS****OUTCOMES:**


- Upon the completion of this course the student will be able to
- CO1: Identify and construct plain weave and its derivatives.
- CO2: Create different twill weaves structures and its derivatives.
- CO3: Draw the designs of Diamond and satin weaves.
- CO4: Develop woven fabric designs suitable for towels.
- CO5: Create fabric designs using different color and weave effects.

**TEXT BOOKS:**

1. Grosicki Z. J., "Watson's Textile Design and Colour", Vol.1, Woodhead Publications, Cambridge England, 2004.
2. Grosicki Z. J., "Watson's Advanced Textile Design and Colour", Vol.II, Butterworths, London, 1989.
3. Grammar of Textile Design by H. NISBET, F.T.I.

**REFERENCE BOOK:**

1. Wilson J., "Handbook of Textile Design", Textile Institute, Manchester, 2001.
2. Horne C.E., "Geometric Symmetry in Patterns and Tilings", Textile Institute, Manchester, 2000.
3. Seyam A. M., "Structural Design of Woven Fabrics, Theory and Practice", Textile Institute, Manchester, 2002.
4. Georner D, "Woven Structure and Design, part 1: Single Cloth Construction", WIRA, U.K., 1986.
5. Georner D, "Woven Structure and Design, Part 2: Compound Structures", WIRA, U.K., 1989.



**Course Articulation Matrix:**

Course Outcomes	Statement	Program Outcome														
		PO1	PO2	PO3	PO4	PO5	PO6	PO7	PO8	PO9	PO10	PO11	PO12	PSO1	PSO2	PSO3
CO1	Identify and construct plain weave and its derivatives	3	2	3	-	1	-	1	-	-	1	-	2	3	3	3
CO2	Create different twill weaves structures and its derivatives	3	2	3	-	1	-	1	-	-	1	-	2	3	3	3
CO3	Draw the designs of Diamond and satin weaves	3	2	3	-	1	-	1	-	-	1	-	2	3	3	3
CO4	Develop woven fabric designs suitable for towels	3	2	3	-	1	-	1	-	-	1	-	2	3	3	3
CO5	Create fabric designs using different color and weave effects	3	2	3	-	1	-	1	-	-	1	-	2	3	3	3
<b>Overall CO</b>		3	2	3	-	1	-	1	-	-	1	-	2	3	3	3

1, 2 and 3 are correlation levels with weightings as Slight (Low), Moderate (Medium) and Substantial (High) respectively



**OBJECTIVES:**

- To introduce the basic concepts of environment, ecosystems and biodiversity and emphasize on the biodiversity of India and its conservation.
- To impart knowledge on the causes, effects and control or prevention measures of environmental pollution and natural disasters.
- To facilitate the understanding of global and Indian scenario of renewable and nonrenewable resources, causes of their degradation and measures to preserve them.
- To familiarize the concept of sustainable development goals and appreciate the interdependence of economic and social aspects of sustainability, recognize and analyze climate changes, concept of carbon credit and the challenges of environmental management.
- To inculcate and embrace sustainability practices and develop a broader understanding on green materials, energy cycles and analyze the role of sustainable urbanization.

**UNIT I ENVIRONMENT AND BIODIVERSITY 6**

Definition, scope and importance of environment – need for public awareness. Eco-system and Energy flow– ecological succession. Types of biodiversity: genetic, species and ecosystem diversity– values of biodiversity, India as a mega-diversity nation – hot-spots of biodiversity – threats to biodiversity: habitat loss, poaching of wildlife, man-wildlife conflicts – endangered and endemic species of India – conservation of biodiversity: In-situ and ex-situ.

**UNIT II ENVIRONMENTAL POLLUTION 6**

Causes, Effects and Preventive measures of Water, Soil, Air and Noise Pollutions. Solid, Hazardous and E-Waste management. Case studies on Occupational Health and Safety Management system (OHASMS). Environmental protection, Environmental protection acts.

**UNIT III RENEWABLE SOURCES OF ENERGY. 6**

Energy management and conservation, New Energy Sources: Need of new sources. Different types new energy sources. Applications of- Hydrogen energy, Ocean energy resources, Tidal energy conversion. Concept, origin and power plants of geothermal energy.

**UNIT IV SUSTAINABILITY AND MANAGEMENT 6**

Development , GDP ,Sustainability- concept, needs and challenges-economic, social and aspects of sustainability-from unsustainability to sustainability-millennium development goals, and protocols-Sustainable Development Goals-targets, indicators and intervention areas Climate change- Global, Regional and local environmental issues and possible solutions-case studies. Concept of Carbon Credit, Carbon Footprint. Environmental management in industry-A case study.

**UNIT V SUSTAINABILITY PRACTICES 6**

Zero waste and R concept, Circular economy, ISO 14000 Series, Material Life cycle assessment, Environmental Impact Assessment. Sustainable habitat: Green buildings, Green materials, Energy efficiency, Sustainable transports. Sustainable energy: Non-conventional Sources, Energy Cycles-carbon cycle, emission and sequestration, Green Engineering: Sustainable urbanization-Socio-economic and technological change.

**TOTAL: 30 PERIODS****OUTCOMES:**

- To recognize and understand the functions of environment, ecosystems and biodiversity and their conservation.
- To identify the causes, effects of environmental pollution and natural disasters and contribute to the preventive measures in the society.

- To identify and apply the understanding of renewable and non-renewable resources and contribute to the sustainable measures to preserve them for future generations.
- To recognize the different goals of sustainable development and apply them for suitable technological advancement and societal development.
- To demonstrate the knowledge of sustainability practices and identify green materials, energy cycles and the role of sustainable urbanization.

**TEXT BOOKS:**

1. Anubha Kaushik and C. P. Kaushik’s “Perspectives in Environmental Studies”, 6th Edition, New Age International Publishers ,2018.
2. Benny Joseph, ‘Environmental Science and Engineering’, Tata McGraw-Hill, New Delhi, 2016.
3. Gilbert M.Masters, ‘Introduction to Environmental Engineering and Science’, 2nd edition, Pearson Education, 2004.
4. Allen, D. T. and Shonnard, D. R., Sustainability Engineering: Concepts, Design and Case Studies, Prentice Hall.
5. Bradley. A.S; Adebayo, A.O., Maria, P. Engineering applications in sustainable design and development, Cengage learning.
6. Environment Impact Assessment Guidelines, Notification of Government of India, 2006.
7. Mackenthun, K.M., Basic Concepts in Environmental Management, Lewis Publication, London, 1998.

**REFERENCE BOOKS:**

1. R.K. Trivedi, ‘Handbook of Environmental Laws, Rules, Guidelines, Compliances and Standards’, Vol. I and II, Enviro Media. 38 .
2. Cunningham, W.P. Cooper, T.H. Gorhani, ‘Environmental Encyclopedia’, Jaico Publ., House, Mumbai, 2001.
3. Dharmendra S. Sengar, ‘Environmental law’, Prentice hall of India PVT. LTD, New Delhi, 2007.
4. Rajagopalan, R, ‘Environmental Studies-From Crisis to Cure’, Oxford University Press, 2005.
5. Erach Bharucha “Textbook of Environmental Studies for Undergraduate Courses” Orient Blackswan Pvt. Ltd. 2013.

**CO-PO & PSO MAPPING**

CO	PO												PSO		
	1	2	3	4	5	6	7	8	9	10	11	12	1	2	3
1	2	1	-	-	-	2	3	-	-	-	-	2	-	-	-
2	3	2	-	-	-	3	3	-	-	-	-	2	-	-	-
3	3	-	1	-	-	2	2	-	-	-	-	2	-	-	-
4	3	2	1	1	-	2	2	-	-	-	-	2	-	-	-
5	3	2	1	-	-	2	2	-	-	-	-	1	-	-	-
<b>Avg.</b>	<b>2.8</b>	<b>1.8</b>	<b>1</b>	<b>1</b>	<b>-</b>	<b>2.2</b>	<b>2.4</b>	<b>-</b>	<b>-</b>	<b>-</b>	<b>-</b>	<b>1.8</b>	<b>-</b>	<b>-</b>	<b>-</b>

- 1-low, 2-medium, 3-high, ‘-’- no correlation

<b>NCC Credit Course Level 2*</b>		<b>L T P C</b>
<b>NX3451</b>	<b>(ARMY WING) NCC Credit Course Level - II</b>	<b>3 0 0 3</b>
<b>PERSONALITY DEVELOPMENT</b>		<b>9</b>
PD 3	Group Discussion: Change your mindset, Time Management, Social Skills	6
PD 5	Public Speaking	3
<b>LEADERSHIP</b>		<b>7</b>
L 2	Case Studies: APJ Abdul Kalam, Deepa Malik, Maharana Pratap, N Narayan Murty, Ratan Tata, Rabindra Nath Tagore, Role of NCC cadets in 1965	7
<b>DISASTER MANAGEMENT</b>		<b>13</b>
DM 1	Disaster Management Capsule: Organisation, Types of Disasters, Essential Services, Assistance, Civil Defence Organisation	3
DM 2	Initiative Training, Organising Skills, Do's & Don't's, Natural Disasters, Man Made Disasters	9
DM 3	Fire Service & Fire Fighting	1
<b>ENVIRONMENTAL AWARENESS &amp; CONSERVATION</b>		<b>3</b>
EA 1	Environmental Awareness and Conservation	3
<b>GENERAL AWARENESS</b>		<b>4</b>
GA 1	General Knowledge	4
<b>ARMED FORCES</b>		<b>6</b>
AF 1	Armed Forces, Army, CAPF, Police	6
<b>ADVENTURE</b>		<b>1</b>
AD 1	Introduction to Adventure Activities	1
<b>BORDER &amp; COASTAL AREAS</b>		<b>2</b>
BCA 1	History, Geography & Topography of Border/Coastal areas	2
<b>TOTAL: 45 PERIODS</b>		

<b>NCC Credit Course Level 2*</b>		<b>L T P C</b>
<b>NX3452</b>	<b>(NAVAL WING) NCC Credit Course Level - II</b>	<b>3 0 0 3</b>
<b>PERSONALITY DEVELOPMENT</b>		<b>9</b>
PD 3	Group Discussion: Change your mindset, Time Management, Social Skills	6
PD 5	Public Speaking	3
<b>LEADERSHIP</b>		<b>7</b>
L 2	Case Studies: APJ Abdul Kalam, Deepa Malik, Maharana Pratap, N Narayan Murty, Ratan Tata, Rabindra Nath Tagore, Role of NCC cadets in 1965	7
<b>DISASTER MANAGEMENT</b>		<b>13</b>
DM 1	Disaster Management Capsule: Organisation, Types of Disasters, Essential Services, Assistance, Civil Defence Organisation	3



DM 2	Initiative Training, Organising Skills, Do's & Don't's, Natural Disasters, Man Made Disasters	9
DM 3	Fire Service & Fire Fighting	1

**ENVIRONMENTAL AWARENESS & CONSERVATION 3**

EA 1	Environmental Awareness and Conservation	3
------	--	---

**GENERAL AWARENESS 4**

GA 1	General Knowledge	4
------	-------------------	---

**NAVAL ORIENTATION 6**

AF 1	Armed Forces and Navy Capsule	3
EEZ 1	EEZ Maritime Security and ICG	3

**ADVENTURE 1**

AD 1	Introduction to Adventure Activities	1
------	--------------------------------------	---

**BORDER & COASTAL AREAS 2**

BCA 1	History, Geography & Topography of Border/Coastal areas	2
-------	---	---

**TOTAL: 45 PERIODS**

<b>NX3453</b>	<b>NCC Credit Course Level 2*</b> <b>(AIR FORCE WING) NCC Credit Course Level - II</b>	<b>L T P C</b> <b>3 0 0 3</b>
---------------	---	----------------------------------

**PERSONALITY DEVELOPMENT 9**

PD 3	Group Discussion: Change your mindset, Time Management, Social Skills	6
PD 5	Public Speaking	3

**LEADERSHIP 7**

L 2	Case Studies: APJ Abdul Kalam, Deepa Malik, Maharana Pratap, N Narayan Murty, Ratan Tata, Rabindra Nath Tagore, Role of NCC cadets in 1965	7
-----	---	---

**DISASTER MANAGEMENT 13**

DM 1	Disaster Management Capsule: Organisation, Types of Disasters, Essential Services, Assistance, Civil Defence Organisation	3
DM 2	Initiative Training, Organising Skills, Do's & Don't's, Natural Disasters, Man Made Disasters	9
DM 3	Fire Service & Fire Fighting	1

**ENVIRONMENTAL AWARENESS & CONSERVATION 3**

EA 1	Environmental Awareness and Conservation	3
------	--	---

**GENERAL AWARENESS 4**

GA 1	General Knowledge	4
------	-------------------	---

**GENERAL SERVICE KNOWLEDGE 6**

GSK 1	Armed Forces & IAF Capsule	2
GSK 2	Modes of Entry in IAF, Civil Aviation	2
GSK 3	Aircrafts - Types, Capabilities & Role	2

**ADVENTURE 1**

AD 1	Introduction to Adventure Activities	1
------	--------------------------------------	---

**BORDER & COASTAL AREAS**

BCA 1 History, Geography &amp; Topography of Border/Coastal areas

2  
2**TOTAL: 45 PERIODS****TT3461****FABRIC MANUFACTURE LABORATORY****L T P C**  
**0 0 3 1.5****OBJECTIVE:**

To train the students on different mechanisms of plain loom

**LIST OF EXPERIMENTS**

1. Determination of depth of shed and heald shaft movements in tappet shedding mechanism
2. Preparation of pattern card for dobby shedding mechanism and way in which adjust the depth of shed
3. Study of dobby shedding mechanism
4. Study of jacquard shedding mechanism
5. Study of picking mechanisms in looms
6. Determination of sley eccentricity in shuttle loom
7. Study of let-off mechanisms
8. Determination of pick space through 5 and 7 wheel take-up mechanisms
9. Study of weft replenishment mechanism in shuttle looms
10. Method of achieving the required colour patterns in 4 X 1 drop box motion
11. Study of warp stop, weft stop and warp protector mechanisms
12. Understanding of the loom requirements from the given sample

**TOTAL: 45 PERIODS****OUTCOMES:**

Upon completion of this course, the students would have practical knowledge on  
CO1: Shedding and picking mechanism  
CO2: Beat up, Let- off, take – up mechanisms and warp and weft stop motions  
CO3: Colour patterning in weaving machine

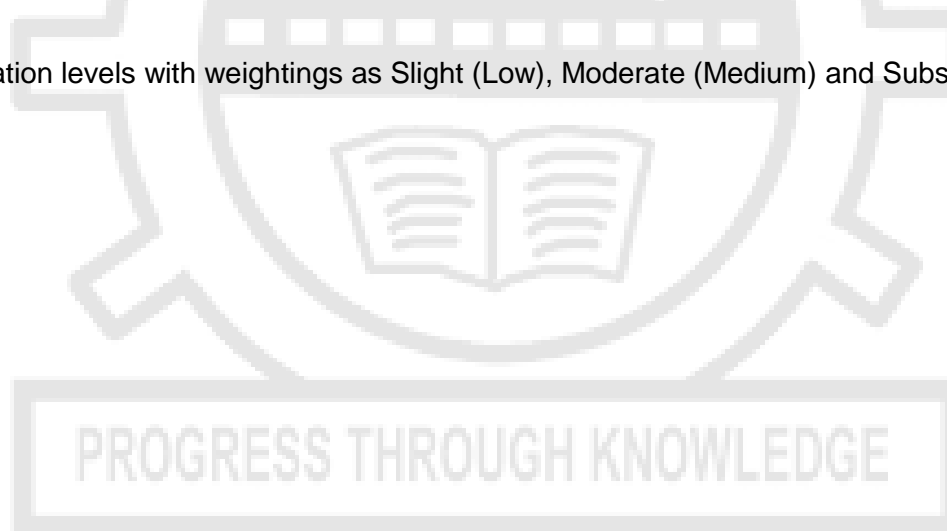


PROGRESS THROUGH KNOWLEDGE

**Course Articulation Matrix:**

Course Outcomes	Statement	Program Outcome														
		PO 1	PO 2	PO 3	PO 4	PO 5	PO 6	PO 7	PO 8	PO 9	PO 10	PO1 1	PO12	PSO 1	PSO 2	PSO 3
CO1	Discuss the shedding and picking mechanism	3	3	3	3	2	-	1	-	2	2	2	1	3	2	3
CO2	Beat up, Let- off, take – up mechanisms and warp and weft stop motions	3	3	3	3	2	-	1	-	2	2	2	1	3	2	3
CO3	Color patterning in weaving machine	3	3	3	3	2	-	1	-	2	2	2	1	3	2	3
<b>Overall CO</b>		3	3	3	3	2	-	1	-	2	2	2	1	3	2	3

1, 2 and 3 are correlation levels with weightings as Slight (Low), Moderate (Medium) and Substantial (High) respectively



**OBJECTIVES:**

- To enable the students to analyse different fabrics for structure and constructional details

**LIST OF EXPERIMENTS**

- Analysis of weave and construction details (Design, Draft, lifting plan, thread density, warp, weft count, crimp, GSM) of fabrics with
1. Plain weave
  2. Rib/mat weaves
  3. Twill/wavy twill weaves
  4. Herringbone/diamond/diaper
  5. Sateen and satin weaves
  6. Crepe weaves
  7. Honeycomb, huck-a-back and mock-leno weaves
  8. Double cloth
  9. Terry weaves
  10. Bedford cord weaves
  11. Determination of weave plan for manufacturing 100 meter of different woven fabrics
  12. Analysis of structure and construction details of single jersey and double jersey knit fabrics

**TOTAL: 45 PERIODS****OUTCOMES:**

Upon the completion of this course the student will be able to

- CO1: Draw the structure of woven fabrics with different weaves and structure of knitted fabrics.  
CO2 Extract the weave from the given sample and draw the weave, draft and peg- plan for re-production.  
CO3: Develop the weave plan for production of woven fabrics



PROGRESS THROUGH KNOWLEDGE

**Course Articulation Matrix:**

Course Outcomes	Statement	Program Outcome														
		PO1	PO 2	PO 3	PO 4	PO 5	PO 6	PO 7	PO 8	PO 9	PO1 0	PO1 1	PO1 2	PSO 1	PSO 2	PSO3
CO1	Draw the structure of woven fabrics with different weaves and structure of knitted fabrics	3	3	3	1	-	-	-	-	2	2	2	2	3	3	3
CO2	Extract the weave from the given sample and draw the weave, draft and peg-plan for re-production	3	3	3	1	-	-	-	-	2	2	2	2	3	3	3
CO3	Develop the weave plan for production of woven fabrics	3	3	3	1	-	-	-	-	2	2	2	2	3	3	3
<b>Overall CO</b>		3	3	3	1	-	-	-	-	2	2	2	2	3	3	3

1, 2 and 3 are correlation levels with weightings as Slight (Low), Moderate (Medium) and Substantial (High) respectively

PROGRESS THROUGH KNOWLEDGE

HT3512

**INDUSTRIAL TRAINING / INTERNSHIP I\***

**L T P C**  
**0 0 0 1**

**OBJECTIVES:**

To enable the students to

- Get connected with industry/ laboratory/research institute
- Get practical knowledge on production process in the industry and develop skills to solve related problems
- Develop skills to carry out research in the research institutes/laboratories

The students individually undergo training in reputed firms/ research institutes / laboratories for the specified duration. After the completion of training, a detailed report should be submitted within ten days from the commencement of next semester. The students will be evaluated as per the Regulations.

**No.of. Weeks: 02**

**OUTCOMES:**

On completion of the course, the student will know about

CO1: Plant layout, machinery, organizational structure and production processes in the firm or research facilities in the laboratory/research institute

CO2: Analysis of industrial / research problems and their solutions

CO3: Documenting of material specifications, machine and process parameters, testing parameters and results

CO4: Preparing of Technical report and presentation

TT3591

**TESTING OF TEXTILE MATERIALS**

**L T P C**  
**3 0 0 3**

**OBJECTIVES:**

- To make the students understand the principle and method of working of equipment's used for testing of textile materials

**UNIT I SAMPLING AND FIBRE TESTING 9**

Sampling: Sampling of fibres, yarns and fabrics. Standard test atmosphere, measurement of relative humidity. Moisture content and regain of textile materials: Measurement methods. Fibre Length Measurement; Fibre Fineness Measurement. Measurement of cotton fibre maturity, trash and micro dust. High Volume instruments, Advanced fibre information system. Standards and norms

**UNIT II YARN TESTING 9**

Yarn testing - yarn numbering, twist in single and ply yarns, single yarn strength, lea strength, yarn mass evenness, yarn hairiness; yarn friction– static and dynamic; standards and norms

**UNIT III TESTING OF FABRIC MECHANICAL PROPERTIES - 9**

Fabric testing - tensile, tear, bursting strength, ballistic impact, Low stress mechanical properties - Kawabata Evaluation System; FAST; standards and norms

**UNIT IV TESTING OF SERVICEABILITY OF FABRIC 9**

Test procedure - abrasion resistance, pilling resistance, stiffness, drape ability, crease recovery, wrinkle recovery, air permeability; skew and bowness standards and norms

**UNIT V FABRIC INSPECTION AND GARMENT QUALITY 9**

Fabric defects – inspection and grading, acceptable quality level; quality assessment of garments - cutting, sewing, pressing, finishing and packaging defects; standards

**OUTCOMES:**

Upon completion of this course, the student will be able to

CO1: Explain the importance and test procedure for various fibres and its properties

CO2: Discuss the testing of various yarn properties

CO3: Describe various test procedure for fabric mechanical and aesthetic related properties

CO4: Explain the test procedure for determining low stress mechanical properties of fabric

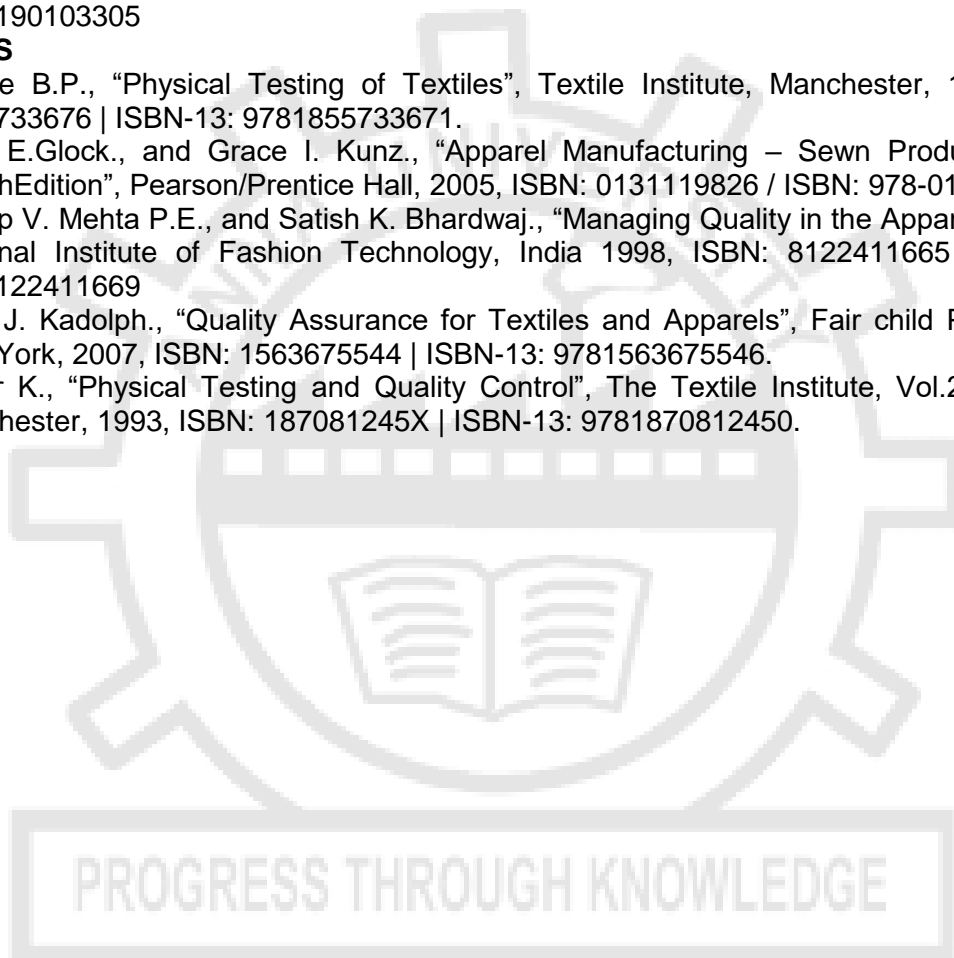
CO5: Discuss the fabric inspection and quality assessments of garment

**TEXTBOOKS**

1. Booth J.E., "Principle of Textile Testing", Butterworth Publications, London, 1989, ISBN: 0592063259 | ISBN-13: 9780592063256.
2. Kothari V. K., "Progress in Textiles: Science & Technology Vol 1 Testing & Quality Management", IAFL Publications, New Delhi, 1999, ISBN: 819010330X | ISBN-13: 9788190103305

**REFERENCES**

1. Seville B.P., "Physical Testing of Textiles", Textile Institute, Manchester, 1999, ISBN: 1855733676 | ISBN-13: 9781855733671.
2. Ruth E.Glock., and Grace I. Kunz., "Apparel Manufacturing – Sewn Product Analysis Fourth Edition", Pearson/Prentice Hall, 2005, ISBN: 0131119826 / ISBN: 978-0131119826
3. Pradip V. Mehta P.E., and Satish K. Bhardwaj., "Managing Quality in the Apparel Industry", National Institute of Fashion Technology, India 1998, ISBN: 8122411665 | ISBN-13: 9788122411669
4. Sara J. Kadolph., "Quality Assurance for Textiles and Apparels", Fair child Publications, New York, 2007, ISBN: 1563675544 | ISBN-13: 9781563675546.
5. Slater K., "Physical Testing and Quality Control", The Textile Institute, Vol.23, No.1/2/3 Manchester, 1993, ISBN: 187081245X | ISBN-13: 9781870812450.



**Course Articulation Matrix:**

Course Outcomes	Statement	Program Outcome														
		PO1	PO 2	PO 3	PO 4	PO 5	PO 6	PO 7	PO 8	PO 9	PO1 0	PO1 1	PO1 2	PSO 1	PSO 2	PSO3
CO1	Explain the importance and test procedure for various fibres and its properties	3	3	2	3	2	-	-	-	-	-	-	1	3	1	2
CO2	Discuss the testing of various yarn properties	3	3	2	3	2	-	-	-	-	-	-	1	3	1	2
CO3	Describe various test procedure for fabric mechanical and aesthetic related properties	3	3	2	3	2	-	-	-	-	-	-	1	3	1	2
CO4	Explain the test procedure for determining low stress mechanical properties of fabric	3	3	2	3	2	-	-	-	-	-	-	1	3	1	2
CO5	Discuss the fabric inspection and quality assessments of garment	3	3	2	3	2	-	-	2	-	-	-	1	3	1	2
<b>Overall CO</b>		3	3	2	3	2	-	-	2	-	-	-	1	3	1	2

1, 2 and 3 are correlation levels with weightings as Slight (Low), Moderate (Medium) and Substantial (High) respectively

PROGRESS THROUGH KNOWLEDGE



**OBJECTIVES:**

- To enable the students to understand the concept of multi-layer fabrics and their production.
- To enable the students to construct weave, draft, peg plan for the production of compound and complex structures.
- To enable the students to design preparation for complex fabrics.
- To enable the students to furnish the data required for reproduction of simple and compound figured fabrics

**UNIT I CORDED AND RIB STRUCTURES 9**

Bedford cord weaves – salient features, plain faced Bedford cord (regular and alternate pick principle), twill faced bed ford cord, wadded bed ford cord, and crepon Bedford cords. Welt & Pique structures – salient features and manufacturing techniques, ordinary structure, wadded structure (loose back and fast back); Difference between welts and piques, Difference between Bedford cord and welt. Design, draft, denting, peg/tie-up plan and thread interlacing diagram of above weaves.

**UNIT II DOUBLE LAYER CLOTH AND ITS TYPES 9**

Double cloth – classification, Step by step construction of self-stitched double cloth, reversible and non-reversible varieties using twill, sateen and satin; Centre stitched double cloth; double width plain cloth, plain Tubular cloth. Thread interchanging double cloth warp thread interchanging double cloth, weft thread interchanging double cloth, Cloth interchanging double cloth using plain and twill weaves; Stripes and check effects using cloth interchanging principle; wadded double cloth – warp wadding and weft wadding. Design, draft, denting, peg/tie-up plan and thread interlacing diagram of above weaves.

**UNIT III TREBLE CLOTH AND BACKED CLOTH 9**

Treble width plain cloth – interlacement diagram and its graphical representation; Treble cloth using twill, satin, and sateen. Backed cloths- warp & weft backed cloths-warp wadded and weft wadded backed cloth-Reversible and non-reversible using twill, sateen and satin - Imitation backed cloth, imitation warp and weft backed cloths. Design, draft, denting, peg/tie-up and thread interlacing diagram of above weaves.

**UNIT IV COMPOUND WEAVE STRUCTURE- PILE WEAVE 9**

Pile fabrics – Salient features, classification of pile fabrics- loop pile and cut pile; warp pile and weft pile. Terry piles – salient features, terry mechanism; classification of terry pile structures – 3 pick, 4 pick, 5 pick and 6 pick terry, graphical representation and thread interlacement diagram. Basic principles and weaves of warp pile fabrics produced with the aid of wires and face to face weaving. Construction of Weft pile designs - Construct Plain back, Twill back pile designs, Corded velveteen- design, draft, denting, peg plan, tie-up and thread interlacing diagram of above weaves.

**UNIT V INTRODUCTION TO COMPLEX WEAVES AND TRADITIONAL HANDLOOM FABRICS 9**

Principles of Cross weaving-Variety types of sheds formed in cross weaving – Construction of plain gauze & leno – Drafting, lifting plan, thread diagram & graphical representation. Construction of extra warp and extra weft designs - Importance of extra warp and extra weft figuring in ornamentation of fabrics. Study of traditional handloom fabrics of India – Kancheepuram sarees, Banaras sarees and brocades, Jamdhani, Paithani, Himroo, Chanderi, Patola and Pochampalli sarees.

**TOTAL: 75 PERIODS (45L + 30P)****LIST OF EXPERIMENTS:**

1. Design development on graph paper and card punching procedures for reproduction of figured single cloth

2. Design development on graph paper and card punching procedures for reproduction of figured double cloth with 2 colour effect
3. Design development on graph paper and card punching procedures for reproduction of figured double cloth with 4 colour effect
4. Design development on graph paper and card punching procedures for reproduction of figured extra warp fabric
5. Design development on graph paper and card punching procedures for reproduction of figured extra weft fabric
6. Design development on graph paper and card and punching procedures for reproduction of figured terry structures.

### **OUTCOMES:**

Upon the completion of this course the student will be able to

CO1 Sketch corded and rib structures using basic weaves

CO2 Create double cloth structures using different methods

CO3 Construct treble cloth and backed cloth structures

CO4 Select different weaves to produce compound fabric structures

CO5 Develop the designs for complex fabric structures

CO6 Draw designs for different varieties of figured and compound fabrics with colour combination for its reproduction

### **LIST OF EQUIPMENT FOR A BATCH OF 30 STUDENTS**

1. Lab Desks - 15 Nos.
2. Card punching machines - 4 Nos.
3. Lacing stand - 2 Nos.
4. Handloom with Jacquard - 5 Nos.

### **TEXT BOOKS:**

1. Grosicki Z. J., "Watson's Textile Design and Colour", Vol.1, Woodhead Publications, Cambridge England, 2004.
2. Grosicki Z. J., "Watson's Advanced Textile Design and Colour", Vol.II, Butterworths, London, 1989.
3. Grammar of Textile Design by H. NISBET, F.T.I.

### **REFERENCE BOOK:**

1. Wilson J., "Handbook of Textile Design", Textile Institute, Manchester, 2001.
2. Horne C.E., "Geometric Symmetry in Patterns and Tilings", Textile Institute, Manchester, 2000.
3. Seyam A. M., "Structural Design of Woven Fabrics, Theory and Practice", Textile Institute, Manchester, 2002.
4. Georner D, "Woven Structure and Design, part 1: Single Cloth Construction", WIRA, U.K., 1986.
5. Georner D, "Woven Structure and Design, Part 2: Compound Structures", WIRA, U.K., 1989.

**Course Articulation Matrix:**

Course Outcomes	Statement	Program Outcome														
		PO1	PO 2	PO 3	PO 4	PO 5	PO 6	PO 7	PO 8	PO 9	PO1 0	PO1 1	PO1 2	PSO 1	PSO 2	PSO3
CO1	Sketch corded and rib structures using basic weaves	3	2	3	-	1	-	1	-	-	1	-	2	3	3	3
CO2	Create double cloth structures using different methods	3	2	3	-	1	-	1	-	-	1	-	2	3	3	3
CO3	Construct treble cloth and backed cloth structures	3	2	3	-	1	-	1	-	-	1	-	2	3	3	3
CO4	Select different weaves to produce compound fabric structures	3	2	3	-	1	-	1	-	-	1	-	2	3	3	3
CO5	Develop the designs for complex fabric structures	3	2	3	-	1	-	1	-	-	1	-	2	3	3	3
CO6	Draw designs for different varieties of figured and compound fabrics with colour combination for its reproduction	3	3	3	1	-	-	-	-	2	2	2	2	3	3	3
<b>Overall CO</b>		3	2.17	3	1	1	-	1	-	2	1.16	2	2	3	3	3

1, 2 and 3 are correlation levels with weightings as Slight (Low), Moderate (Medium) and Substantial (High) respectively

PROGRESS THROUGH KNOWLEDGE

**OBJECTIVE:**

- To make the students practically learn various fibre, yarn and fabric evaluation procedures to determine characteristics of fibres, yarn and fabric

**LIST OF EXPERIMENTS**

Determination of

1. Fibre fineness, length and maturity
2. Fibre trash content, Bundle fibre strength
3. Sliver/roving/ yarn linear density
4. Single yarn strength and Yarn Lea strength
5. Yarn single and ply yarn twist
6. Unevenness of yarn and assessment of yarn appearance
7. Fabric tensile strength,
8. Fabric tear and bursting strength
9. Fabric flexural rigidity, bending modulus and crease recovery
10. Drapeability, skew and bowness of fabric
11. Fabric abrasion and pilling resistance
12. Fabric air permeability
13. Fabric weight, thickness and dimensional stability
14. Seam strength and seam slippage

**TOTAL: 45 PERIODS****OUTCOMES:**

Upon the completion of this course the student will be able to

CO 1: Measure important characteristics of fibre and yarn

CO2: Determine the important characteristics of fabrics

CO3: Measure the seam strength and slippage of garment

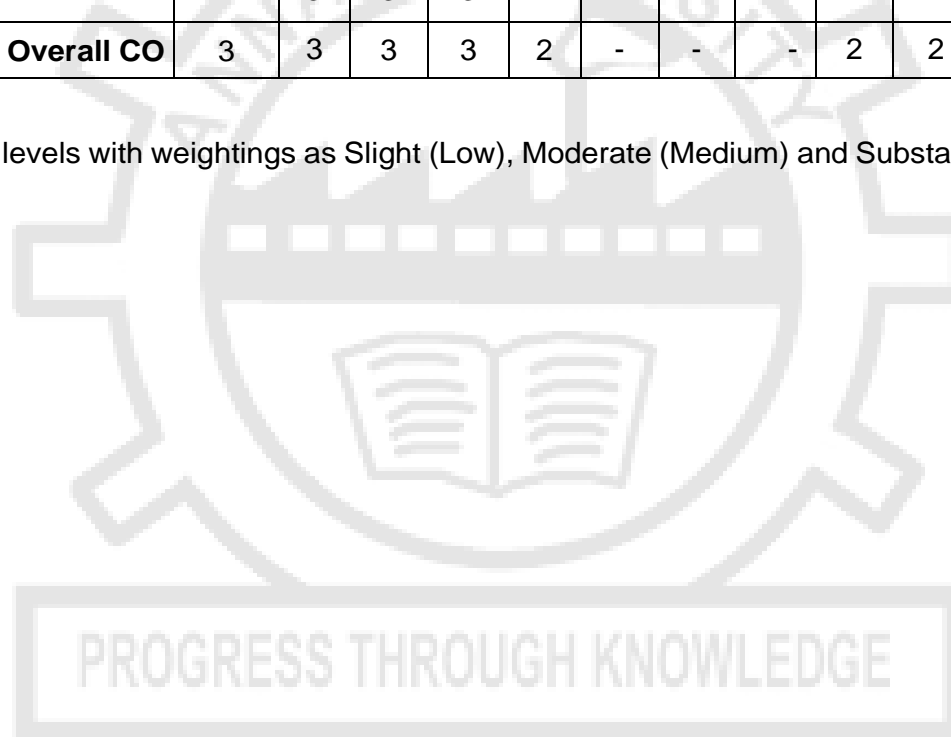


PROGRESS THROUGH KNOWLEDGE

**Course Articulation Matrix:**

Course Outcomes	Statement	Program Outcome														
		PO1	PO 2	PO 3	PO 4	PO 5	PO 6	PO 7	PO 8	PO 9	PO1 0	PO1 1	PO1 2	PSO 1	PSO 2	PSO3
CO1	Measure important characteristics of fibre and yarn	3	3	3	3	2	-	-	-	2	2	2	1	3	2	3
CO2	Determine the important characteristics of fabrics	3	3	3	3	2	-	-	-	2	2	2	1	3	2	3
CO3	Measure the seam strength and slippage of garment	3	3	3	3	2	-	-	-	2	2	2	1	3	2	3
<b>Overall CO</b>		3	3	3	3	2	-	-	-	2	2	2	1	3	2	3

1, 2 and 3 are correlation levels with weightings as Slight (Low), Moderate (Medium) and Substantial (High) respectively



**OBJECTIVE:**

To Train the Students in different kinds of designing software and the CATD system.

**LIST OF EXPERIMENTS:**

1. Creation of design using paint shop pro.
2. Creation of design using Adobe Photoshop.
3. Creation of design using Corel draw.
4. Creation of design using Digibunai software
4. Conversation of vector image into Raster image.
5. Creation of dobby designs using CATD software.
6. Creation of Jacquard designs using CATD software.
7. Creation of printing designs using CATD software.
8. Extraction of design from the given cloth sample using CATD software.
9. Extraction of design from the given paper painted design sample using CATD software
10. Enlargement of design in suitable form for electronic card punching machine using CATD software.

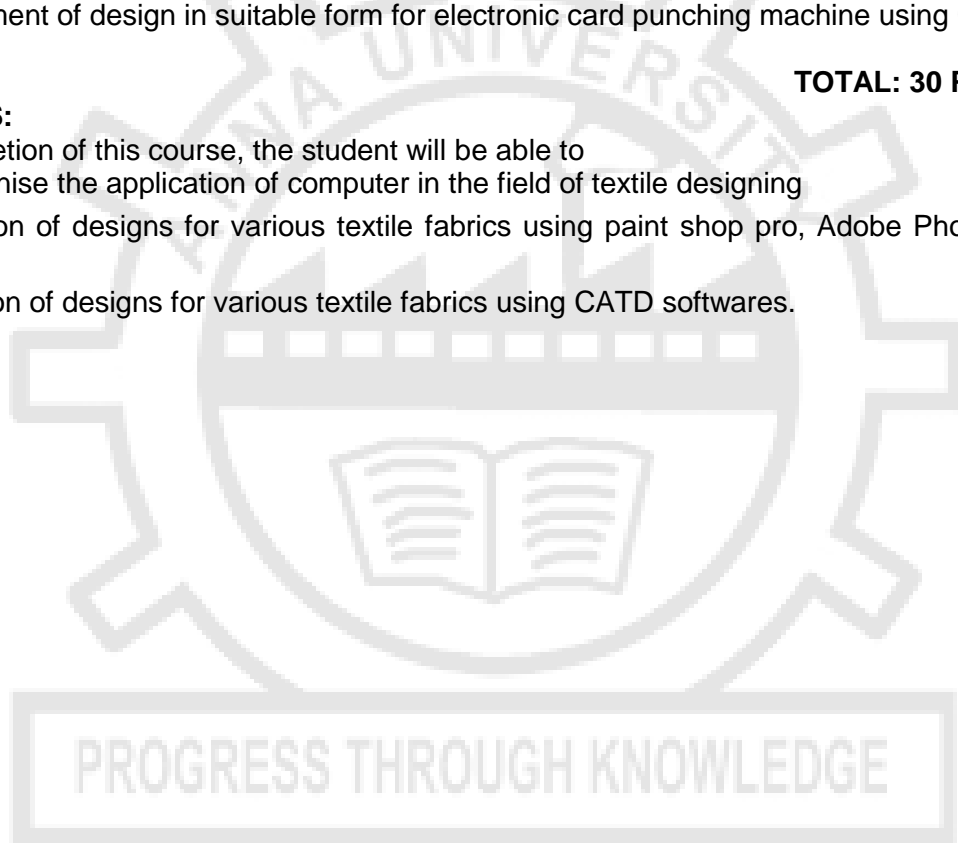
**TOTAL: 30 PERIODS****OUTCOMES:**

Upon completion of this course, the student will be able to

CO1: Recognise the application of computer in the field of textile designing

CO2: Creation of designs for various textile fabrics using paint shop pro, Adobe Photoshop and Corel draw

CO3: Creation of designs for various textile fabrics using CATD softwares.



**Course Articulation Matrix:**

Course Outcomes	Statement	Program Outcome														
		PO1	PO 2	PO 3	PO 4	PO 5	PO 6	PO 7	PO 8	PO 9	PO1 0	PO1 1	PO1 2	PSO 1	PSO 2	PSO3
CO1	Recognise the application of computer in the field of textile designing	3	1	3	2	3	-	-	-	1	2	1	1	3	3	3
CO2	Creation of designs for various textile fabrics using paint shop pro, Adobe Photoshop and Corel draw	3	1	3	2	3	-	-	-	1	2	1	1	3	3	3
CO3	Creation of designs for various textile fabrics using CATD software.	3	1	3	2	3	-	-	-	1	2	1	1	3	3	3
<b>Overall CO</b>		3	1	3	2	3	-	-	-	1	2	1	1	3	3	3

1, 2 and 3 are correlation levels with weightings as Slight (Low), Moderate (Medium) and Substantial (High) respectively



## SEMESTER VI

TT3651

CHEMICAL PROCESSING OF TEXTILE MATERIALS II

L T P C

3 0 0 3

### OBJECTIVE:

- To enable the students to understand the color science, finishing, theory of dyeing and printing of woven fabrics, knitted fabrics and garments

### UNIT I METHODS OF PRINTING 9

Hand, screen, roller, rotary, inkjet, digital and transfer printing; features and limitations of different methods of printing; constituents of printing paste; printing with direct, reactive, acid, basic and disperse dyes.

### UNIT II STYLES OF PRINTING 9

Printing with pigments; styles of Printing: Direct, Discharge and Resist Styles; After Treatment: Steamers, Agers, Curing process.

### UNIT III FINISHING 9

Introduction and classification of finishing; Calendering, Sanforising, compacting, Coating and lamination; wool and garment finishing.

### UNIT IV FUNCTIONAL FINISHES 9

Water and oil repellent finishes; crease proofing; flame retardant finish; antibacterial finish; soil release finishes, UV resistant finishes; bio-polishing; assessment of finishes; safety measures to be taken at the textile chemical processing industry.

### UNIT V TEXTILE EFFLUENT TREATMENT 9

Analysis of Textile Effluents: BOD, COD, TDS, PPM, SS and pH; Effluent treatment process - Primary, secondary and tertiary treatment; zero discharge treatments and standards.

**TOTAL: 45 PERIODS**

### OUTCOMES:

Upon completion of the course the student will be able to

CO1: Understand various methods of printing for different textile fibre material

CO2: Distinguish various styles of printing.

CO3: Classify various finishing of textile fabrics with detailed application techniques.

CO4: Apply various functional finishes to the textile fabrics.

CO5: Review the effluents of textiles and their treatments.

### TEXT BOOKS

- Shah H.S., and Gandhi R.S., "Instrumental Colour Measurement and Computer Aided Colour Matching for Textiles", Mahajan Book Publication, 1990, ISBN: 8185401004 / ISBN: 9788185401003
- Choudhury A.K.R., "Modern concepts of colour and Appearance", Oxford and IBH publishing Ltd., 2000, ISBN: 1578080789 | ISBN-13: 9781578080786
- Gulrajani M.L.(Ed.), "Colour Measurement - Principles, advances and industrial applications", Wood head Publishing Ltd, 2010, ISBN: 1845695593 | ISBN-13: 9781845695590
- Heywood D, "Textile Finishing", Wood head Publishing Ltd., 2003, ISBN 090195681.

### REFERENCES

- Schindler W.D and Hauser P., "Chemical Finishing of Textiles"., Wood head Publications, ISBN: 1855739054
- Yin-Ling Lam, Chi-Wai Kan & Chun-Wah Marcus Yuen, " Developments in functional



- finishing of cotton fibres – wrinkle-resistant, flame retardant and antimicrobial treatments", Textile Progress, Vol. 44, Nos. 3-4, Septembr-December 2012, 175–249
3. Shenai V. A., "Technology of Printing", Sevak Publications, Mumbai, 1996.
  4. Miles W. C., "Textile Printing", Wood head Publication, 2003, ISBN 0 901956 76 1.
  5. Jones B. W., "Garment Dyeing: Ready to Wear Fashion from the Dyehouse", Textile Progress, Vol. 19, No. 2, 1988, ISBN 1870812131.
  6. Roshan Paul (Ed.), "Denim – Manufacture Finishing and Applications", Wood head Publishing, 2015, ISBN: 0857098438 | ISBN-13: 9780857098436



**Course Articulation Matrix:**

Course Outcomes	Statement	Program Outcome														
		PO1	PO 2	PO 3	PO 4	PO 5	PO 6	PO 7	PO 8	PO 9	PO1 0	PO1 1	PO1 2	PSO 1	PSO 2	PSO3
CO1	Understand various methods of printing for different textile fibre material	3	2	2	2	2	-	3	-	-	-	-	1	3	1	2
CO2	Distinguish various styles of printing	3	2	2	2	2	-	3	-	-	-	-	1	3	1	2
CO3	Classify various finishing of textile fabrics with detailed application techniques	3	2	2	2	2	-	3	-	-	-	-	1	3	1	2
CO4	Apply various functional finishes to the textile fabrics	3	2	2	2	2	-	3	-	-	-	-	1	3	1	2
CO5	Review the effluents of textiles and their treatments	3	2	2	2	2	-	3	-	-	-	-	1	3	1	2
<b>Overall CO</b>		3	2	2	2	2	-	3	-	-	-	-	1	3	1	2

1, 2 and 3 are correlation levels with weightings as Slight (Low), Moderate (Medium) and Substantial (High) respectively

PROGRESS THROUGH KNOWLEDGE

**OBJECTIVES:**

- To enable the students to learn about the fundamentals of bonded fabrics and different method of web formation and bonding

**UNIT I WEB FORMATION 9**

Definitions and classification of bonded fabrics; web formation – dry and wet method of production, fibre requirements; web laying – types, influence on web structure and nonwoven properties; quality control of web

**UNIT II MECHANICAL BONDING 9**

Bonded fabric production by mechanical bonding - needling, stitching, water-jet consolidation; factors influencing the properties; applications

**UNIT III CHEMICAL AND THERMAL BONDING 9**

Chemical bonding – binder polymers and bonding technologies; thermal bonding technologies; factors influencing the properties; applications

**UNIT IV POLYMER-LAID WEB AND FABRIC FORMATION 9**

Manufacture of spun bonded fabrics, fibre orientation in spun bonded fabrics and characterization of filament arrangement; manufacture of melt blown fabrics – fibre formation and attenuation; effect of processing parameters on fabric characteristics; applications

**UNIT V FINISHING AND CHARACTERIZATION OF BONDED FABRICS 9**

Dry and wet finishing; characterization – tensile, tear, bursting, thickness, abrasion, puncture, permeability, porosity; safety measures to be taken at the nonwoven industry

**TOTAL: 45 PERIODS****OUTCOMES:**

Upon completion of the course the student will be able to

CO1: Explain the basics of nonwoven web formation techniques

CO2: Discuss the mechanical bonding technique to produce nonwovens

CO3: Explain the chemical and thermal bonding methods to produce nonwovens and their end uses

CO4: Discuss the production of spun bonded and melt blown nonwoven fabrics.

CO5: Explain the finishing and characterization of bonded fabrics

**TEXTBOOKS**

- Lunenschloss J., Albrecht W. and David Sharp., “Nonwoven Bonded Fabrics”, Ellis HorwoodLtd., New York, 1985, ISBN: 0-85312-636-4.
- Mrstina V. and Feigl F., “Needle Punching Textile Technology”, Elsevier, New York, 1990, ISBN: 0444988041 | ISBN-13: 9780444988041

**REFERENCES**

- Dharmadhikary R. K., Gilmore T. F., Davis H. A. and Batra S. K., “Thermal Bonding of Nonwoven Fabrics”, Textile Progress, Vol.26, No.2, Textile Institute Manchester, 1995, ISBN:1870812786.
- Jirsak O. and Wadsworth L. C., “Nonwoven Textiles”, Textile Institute, Manchester, 1999, ISBN: 0 89089 9788.
- Russell S., “Hand Book of Nonwovens”, Textile Institute, Manchester, 2004, ISBN:1855736039.
- Chapman R., “Applications of Nonwovens in Technical Textiles”, Textile Institute, Manchester, 2010, ISBN: 1 84569 4376
- Abhijit Majumdar, Apurba Das, R.Alagirusamy and V.K.Kothari., “Process Control in Textile Manufacturing”, Wood Head Publishing Limited, Oxford, 2013, ISBN: 978-0-85709-027-0.

**Course Articulation Matrix:**

Course Outcomes	Statement	Program Outcome														
		PO1	PO 2	PO 3	PO 4	PO 5	PO 6	PO 7	PO 8	PO 9	PO1 0	PO1 1	PO1 2	PSO 1	PSO 2	PSO3
CO1	Explain the basics of nonwoven web formation techniques	3	2	2	2	2	-	-	-	-	-	-	1	3	1	2
CO2	Discuss the mechanical bonding technique to produce nonwovens	3	2	2	2	2	-	-	-	-	-	-	1	3	1	2
CO3	Explain the chemical and thermal bonding methods to produce nonwovens and their end uses	3	2	2	2	2	-	-	-	-	-	-	1	3	1	2
CO4	Discuss the production of spun bonded and melt blown nonwoven fabrics	3	2	2	2	2	-	-	-	-	-	-	1	3	1	2
CO5	Explain the finishing and characterization of bonded fabrics	3	2	2	2	2	-	-	-	-	-	-	1	3	1	2
<b>Overall CO</b>		3	2	2	2	2	-	-	-	-	-	-	1	3	1	2

1, 2 and 3 are correlation levels with weightings as Slight (Low), Moderate (Medium) and Substantial (High) respectively

PROGRESS THROUGH KNOWLEDGE

<b>NCC Credit Course Level 3*</b>		<b>L T P C</b>
<b>NX3651</b>	<b>(ARMY WING) NCC Credit Course - III</b>	<b>3 0 0 3</b>
<b>PERSONALITY DEVELOPMENT</b>		<b>9</b>
PD 3	Group Discussion: Team Work	2
PD 4	Career Counselling, SSB Procedure & Interview Skills	3
PD 5	Public Speaking	4
<b>BORDER &amp; COASTAL AREAS</b>		<b>4</b>
BCA 2	Security Setup and Border/Coastal management in the area	2
BCA 3	Security Challenges & Role of cadets in Border management	2
<b>ARMED FORCES</b>		<b>3</b>
AF 2	Modes of Entry to Army, CAPF, Police	3
<b>COMMUNICATION</b>		<b>3</b>
C 1	Introduction to Communication & Latest Trends	3
<b>INFANTRY</b>		<b>3</b>
INF 1	Organisation of Infantry Battalion & its weapons	3
<b>MILITARY HISTORY</b>		<b>23</b>
MH 1	Biographies of Renowned Generals	4
MH 2	War Heroes - PVC Awardees	4
MH 3	Study of Battles - Indo Pak War 1965, 1971 & Kargil	9
MH 4	War Movies	6

**TOTAL: 45 PERIODS**

<b>NCC Credit Course Level 3*</b>		<b>L T P C</b>
<b>NX3652</b>	<b>(NAVAL WING) NCC Credit Course – III</b>	<b>3 0 0 3</b>
<b>PERSONALITY DEVELOPMENT</b>		<b>9</b>
PD 3	Group Discussion: Team Work	2
PD 4	Career Counselling, SSB Procedure & Interview Skills	3
PD 5	Public Speaking	4
<b>BORDER &amp; COASTAL AREAS</b>		<b>4</b>
BCA 2	Security Setup and Border/Coastal management in the area	2
BCA 3	Security Challenges & Role of cadets in Border management	2
<b>NAVAL ORIENTATION</b>		<b>6</b>
NO 3	Modes of Entry - IN, ICG, Merchant Navy	3
AF 2	Naval Expeditions & Campaigns	3
<b>NAVAL COMMUNICATION</b>		<b>2</b>
NC 1	Introduction to Naval Communications	1
NC 2	Semaphore	1
<b>NAVIGATION</b>		<b>2</b>
N 1	Navigation of Ship - Basic Requirements	1
N 2	Chart Work	1
<b>SEAMANSHIP</b>		<b>15</b>
MH 1	Introduction to Anchor Work	2
MH 2	Rigging Capsule	6
MH 3	Boatwork - Parts of Boat	2

MH 4	Boat Pulling Instructions	2
MH 5	Whaler Sailing Instructions	3
<b>FIRE FIGHTING FLOODING &amp; DAMAGE CONTROL</b>		<b>4</b>
FFDC 1	Fire Fighting	2
FFDC 2	Damage Control	2
<b>SHIP MODELLING</b>		<b>3</b>
SM	Ship Modelling Capsule	3

**TOTAL : 45 PERIODS**

**NCC Credit Course Level 3\***

<b>NX3653</b>	<b>(AIR FORCE WING) NCC Credit Course Level - III</b>	<b>L T P C</b>
		<b>3 0 0 3</b>
<b>PERSONALITY DEVELOPMENT</b>		<b>9</b>
PD 3	Group Discussion: Team Work	2
PD 4	Career Counselling, SSB Procedure & Interview Skills	3
PD 5	Public Speaking	4
<b>BORDER &amp; COASTAL AREAS</b>		<b>4</b>
BCA 2	Security Setup and Border/Coastal management in the area	2
BCA 3	Security Challenges & Role of cadets in Border management	2
<b>AIRMANSHIP</b>		<b>1</b>
A 1	Airmanship	1
<b>BASIC FLIGHT INSTRUMENTS</b>		<b>3</b>
FI 1	Basic Flight Instruments	3
<b>AERO MODELLING</b>		<b>3</b>
AM 1	Aero Modelling Capsule	3
<b>GENERAL SERVICE KNOWLEDGE</b>		<b>2</b>
GSK 4	Latest Trends & Acquisitions	2
<b>AIR CAMPAIGNS</b>		<b>6</b>
AC 1	Air Campaigns	6
<b>PRINCIPLES OF FLIGHT</b>		<b>6</b>
PF 1	Principles of Flight	3
PF 2	Forces acting on Aircraft	3
<b>NAVIGATION</b>		<b>5</b>
NM 1	Navigation	2
NM 2	Introduction to Met and Atmosphere	3
<b>AERO ENGINES</b>		<b>6</b>
E 1	Introduction and types of Aero Engine	3
E 2	Aircraft Controls	3

**TOTAL : 45 PERIODS**

**OBJECTIVE:**

- To enable the student to gain knowledge in quantitative analysis, pre-treatment, dyeing and printing of textile materials.

**LIST OF EXPERIMENTS:**

1. Desizing of cotton fabrics
2. Scouring of cotton yarn / fabric
3. Peroxide bleaching of cotton yarn / fabric
4. Dyeing of cotton yarn using reactive dyes (cold / hot brands)
5. Dyeing of cotton yarn using Vat dyes
6. Degumming and bleaching of silk yarn
7. Dyeing of silk yarn with acid dyes / Reactive dyes
8. Dyeing of polyester yarn using Disperse dye
9. Printing of cotton fabrics with Pigments by Direct style using Blocks / screens
10. Printing of polyester fabrics with Disperse dyes by Direct style using Blocks / Screens
11. Determination of wash and rubbing fastness of dyed yarn/fabrics
12. Printing of cotton fabric by resist style (Batik printing , tie and dye) using Reactive cold brand / cold dyeing Vat dyes
13. Determination of whiteness and yellowness index using computer color matching

**TOTAL: 45 PERIODS****OUTCOME:**

Upon the completion of this course the student will be able to,

CO1: Desize, scour and bleach cotton yarn / fabric

CO2: Dye different yarn / fabric with different types of colorants and determine the different fastness

CO 3: Print different fabric with different types of colorants by different styles

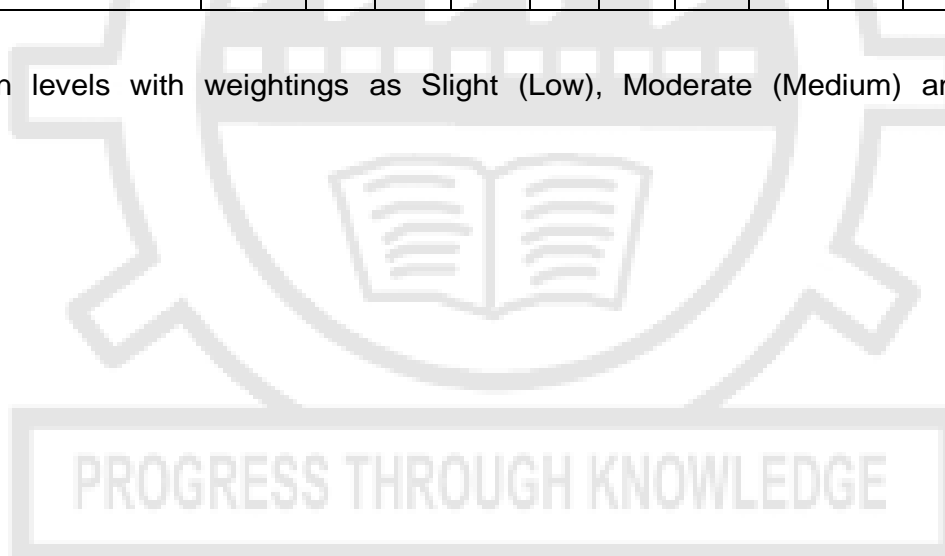


PROGRESS THROUGH KNOWLEDGE

**Course Articulation Matrix:**

Course Outcomes	Statement	Program Outcome														
		PO1	PO 2	PO 3	PO 4	PO 5	PO 6	PO 7	PO 8	PO 9	PO1 0	PO1 1	PO1 2	PSO 1	PSO 2	PSO3
CO1	Desize, scour and bleach cotton yarn / fabric	3	3	3	3	-	1	1	-	2	1	1	1	3	1	1
CO2	Dye different yarns / fabrics with different types of colorants and determine the different fastness	3	3	3	3	-	1	1	-	2	1	1	1	3	1	3
CO3	Print different fabrics with different types of colorants by different styles	3	3	3	3	-	1	1	-	2	1	1	1	3	1	3
<b>Overall CO</b>		3	3	3	3	-	1	1	-	2	1	1	1	3	1	2.33

1, 2 and 3 are correlation levels with weightings as Slight (Low), Moderate (Medium) and Substantial (High) respectively





TT3611

TEXTILE PRODUCT ENGINEERING LABORATORY

L T P C  
0 0 3 1.5

**OBJECTIVES:**

To enable the students to test and analyse the given product that include identification of fibre, yarn, sourcing of raw materials and accessories, fabric specifications, method of production of same and costing

**LIST OF EXPERIMENTS**

Reverse engineering of textile products with an emphasis on testing protocols – Two each for a student

**TOTAL: 45 PERIODS**

**OUTCOMES:**


Upon the completion of this course the student will be able to

CO1: Identify the materials used in the product

CO2: Carryout confirmative tests to identify specifications of materials used

CO3: Suggest the production process required to make the product


CO4: Costing of product



## Course Articulation Matrix

Course Outcomes	Statement	Program Outcome														
		PO1	PO2	PO 3	PO 4	PO 5	PO 6	PO 7	PO 8	PO 9	PO 10	PO 11	PO 12	PS O1	PS O2	PSO 3
CO1	Identify the materials used in the product	3	3	3	3	2	1	1	-	2	2	2	2	3	2	3
CO2	Carryout confirmative tests to identify specifications of materials used	3	3	3	3	2	1	1	-	2	2	2	2	3	2	3
CO3	Suggest the production process required to make the product	3	3	3	3	2	1	1	-	2	2	2	2	3	2	3
CO4	Costing of product	3	3	3	3	2	1	1	-	2	2	2	2	3	2	3
<b>Overall CO</b>		3	3	3	3	2	1	1	-	2	2	2	2	3	2	3

1, 2 and 3 are correlation levels with weightings as Slight (Low), Moderate (Medium) and Substantial (High) respectively



HT3711

**INDUSTRIAL TRAINING / INTERNSHIP II##**

**L T P C**  
**0 0 0 1**

**OBJECTIVES:**

To enable the students to

- Get connected with industry/ laboratory/research institute
- Get practical knowledge on production process in the industry and develop skills to solve related problems
- Develop skills to carry out research in the research institutes/laboratories

The students individually undergo training in reputed firms/ research institutes / laboratories for the specified duration. After the completion of training, a detailed report should be submitted within ten days from the commencement of next semester. The students will be evaluated as per the Regulations.

**No.of. Weeks: 02**

**OUTCOMES:**

On completion of the course, the student will know about

CO1: Plant layout, machinery, organizational structure and production processes in the firm or research facilities in the laboratory/research institute

CO2: Analysis of industrial / research problems and their solutions

CO3: Documenting of material specifications, machine and process parameters, testing parameters and results

CO4: Preparing of Technical report and presentation

**SEMESTER VII**

TT3751

**APPAREL AND HOME FURNISHINGS MANUFACTURE**

**L T P C**  
**3 0 2 4**

**OBJECTIVES:**

- To enable the students to understand the basics of pattern making, cutting, sewing, pressing, inspection of garment and home furnishing items.

**UNIT I INTRODUCTION**

**9**

Introduction and functional divisions of an apparel industry; Anthropometry, Technical specification sheet for basic styles, pattern making – principles, basic pattern set drafting, grading; Marker planning- requirements and marker planning efficiency.

**UNIT II CUTTING, SEAMS AND STITCHES**

**9**

Spreading-types of Spreading, manual, semi automatic and fully automatic machines; Cutting-requirements, Hand shears, straight knife, band knife, die, laser, plasma, water jet and ultra sonic cutting machines; computer controlled cutting machines. Different types of seams and stitches- properties; Needle – functions, special needles, needlepoint, Sewing thread-construction, material, thread size, packages.

**UNIT III SEWING MACHINES**

**9**

Sewing machine- fundamental and Classification. Parts, functions and threading diagram of Single needle lock stitch machine, over lock machines and Flat lock machines. Introduction to Special purpose sewing machines - Feed off Arm, button hole sewing, button sewing, bar tack and blind stitch machines.

**UNIT IV PRESSING AND ACCESSORIES**

**9**

Steaming and pressing- garment pressing - categories and equipment, packing; Trims - Brand, size and care label; Accessories - linings, interlinings, wadding, lace, braid, elastic, hook and loop fastening, shoulder pads, eyelets and laces, zip fasteners and buttons.

## UNIT V TEXTILE FURNISHING

9

Textile furnishing- Introduction, types, selection of fibers, fabric design and structure. Application – floor coverings, curtains, draperies, towels, bed linens and kitchen textiles.

**TOTAL: 75 PERIODS (45L + 30P)**

### LIST OF EXPERIMENTS:

1. Construction of seams for various applications.
2. Construction of stitches for various applications.
3. Study of button hole making and button stitching machines.
4. Drafting and construction of basic T - shirt.
5. Drafting and construction of basic skirt.
6. Drafting and construction of baby frock.

### OUTCOME:

Upon completion of the course, the students will be able to

CO1: Explain pattern making, grading and marker planning

CO2: Demonstrate the spreading and cutting process, and classify the stitches and seams for various applications

CO3: Discuss the functions of various sewing machines

CO4: Elaborate on garment pressing, packing, trims and accessories

CO5: Explain various types of furnishing materials and applications

CO6: Select the appropriate seams and stitches for various end uses.

CO7: Construct basic T shirt, basic skirt and baby frock

### TEXTBOOKS

1. Carr H., and Latham B., "The Technology of Clothing Manufacture", Blackwell Science Ltd., Oxford, 1994, ISBN: 0632037482.
2. Winifred Aldrich., "Metric Pattern Cutting", Blackwell Science Ltd., Oxford, 2004, ISBN: 1405102780 | ISBN-13: 9781405102780
3. Subrata Das., Performance of Home Textiles, Wood head Publishing India PVT. LTD, 2010.

### REFERENCES

1. Peggall H., "The Complete Dress Maker", Marshall Caverdish, London, 1985.
2. Gerry Cooklin., Steven George Hayes., and John McLoughlin, "Introduction to Clothing Manufacture", Blackwell Scientific Publications, London, 2006, ISBN: 0632058463 | ISBN13: 9780632058464.
3. Jai Prakash., and Gaur R.K., "Sewing Thread", NITRA, 1994.
4. Ruth E. Glock., and Grace I. Kunz., "Apparel Manufacturing – Sewn Product Analysis" 4th Edition, Upper Sadle River Publications, New York, 2004. ISBN: 0131119826 | ISBN-13: 9780131119826
5. Pradip V. Mehta., "An Introduction to Quality Control for the Apparel Industry", J.S.N. Internationals, 1992, ISBN: B015X4YG

**Course Articulation Matrix:**

Course Outcomes	Statement	Program Outcome														
		PO1	PO 2	PO 3	PO 4	PO 5	PO 6	PO 7	PO 8	PO 9	PO1 0	PO1 1	PO1 2	PSO 1	PSO 2	PSO3
CO1	Explain pattern making, grading, marker planning, spreading and cutting	3	1	2	2	1	-	-	-	-	-	-	1	2	2	2
CO2	Demonstrate the spreading and cutting process, and classify the stitches and seams for various applications	3	1	2	2	1	-	-	-	-	-	-	1	2	2	2
CO3	Discuss the functions of various sewing machines	3	1	2	2	1	-	-	-	-	-	-	1	2	2	2
CO4	Elaborate on garment pressing, packing, trims and accessories	3	1	2	2	1	-	-	-	-	-	-	1	2	2	2
CO5	Analyze the various types of furnishing materials and applications	3	1	2	2	1	-	-	-	-	-	-	1	2	2	2
CO6	Select the appropriate seams and stitches for various end uses.	3	3	3	-	1	-	-	-	2	2	2	2	3	3	3
CO7	Construct basic T shirt, basic skirt and baby frock	3	3	3	-	1				2	2	2	2	3	3	3
<b>Overall CO</b>		3	1.57	2.28	2	1	-	-	-	2	2	2	1.28	2.28	2.28	2.28

1, 2 and 3 are correlation levels with weightings as Slight (Low), Moderate (Medium) and Substantial (High) respectively

PROGRESS THROUGH KNOWLEDGE

**OBJECTIVES:**

To enable the students to understand

- Basics of financial management which are required for the textile industry
- Determination of cost of yarn, fabric and garment

**UNIT I INTRODUCTION TO COSTING****9**

Costing - concepts; costing types; different methods of costing, standard costing, analysis of variance; classification of costs; preparation of cost sheet; cost profit volume analysis, breakeven analysis

**UNIT II COST ACCOUNTING FOR TEXTILE INDUSTRY****9**

Costing of yarn, fabrics and Garments; tax structure

**UNIT III INVESTMENT ANALYSIS AND DEPRECIATION ACCOUNTING****9**

Techniques of investment analysis – payback period method, accounting rate of return, Discounted Cash Flow methods - IRR, NPV, PI; Depreciation – method of computing depreciation

**UNIT IV CAPITAL MANAGEMENT AND BUDGETING****9**

Capital structure; sources and cost of capital; working capital management; Budget, types of budgets, budgeting and control in textile industry

**UNIT V FINANCIAL STATEMENT ANALYSIS****9**

Tools for financial analysis and control- profit and loss account, balance sheet; financial ratio analysis - illustrations from textile industry

**TOTAL: 45 PERIODS****OUTCOMES:**

Upon completion of the course the students will be able to

CO1: Explain the types and methods of costing, and preparation of cost sheet

CO2: Determine the cost of yarn, fabrics and garments

CO3: Carryout investment appraisal and calculate depreciation

CO4: Describe the different sources and cost of capital, and preparation of budget

CO5: Analyze and interpret the financial statements of textile company

**TEXTBOOKS**

1. Pandey I. M., "Financial Management", Vikas Publishing House Pvt. Ltd., New Delhi, 10<sup>th</sup> Edition, 2010, ISBN: 8125937145 / ISBN: 9788125937142.
2. Bhave P.V., and Srinivasan V., "Costing Accounting to Textile Mills", ATIRA, Ahmadabad, 1976

**REFERENCES**

1. Thukaram Rao M.E., "Cost and Management Accounting" NewAge International, Bangalore, 2004, ISBN: 812241513X / ISBN: 978-8122415131.
2. Thukaram Rao M.E., "Cost Accounting and Financial Management" New Age International, Bangalore, 2004, ISBN: 8122415148/ ISBN: 978-8122415148.
3. Prasanna Chandra., "Financial Management - Theory and Practice", 8th Edition, Tata McGraw-Hill Publishing Company Ltd, New Delhi, 2011, ISBN :0071078401 / ISBN: 0071078401.62
4. James C. Vanhorne., "Financial Management and Policy", Pearson Education Asia (Low Priced Edition) 12th Edition, 2002, ISBN: 0130326577 | ISBN-13: 9780130326577.
5. Narang, G. B. S., and Kumar V., "Production and Costing", Khanna Publishers, New Delhi, 1988, ISBN: 8174092897 | ISBN-13: 9788174092892

6. Aswat Damodaran., “Corporate Finance Theory and Practice”, John Wiley & Sons, 2001,ISBN: 0471283320 | ISBN-13: 9780471283324.
7. Hrishikes Bhattacharya., “Working Capital Management, Strategies and Techniques”, Prentice Hall of India Pvt. Ltd., New Delhi, 2014, ISBN: 8120349040 | ISBN-13: 9788120349049.
8. Khan and Jain, “Basic Financial Management and Practice”, Tata McGraw Hill, New Delhi,7<sup>th</sup> Edition, 2014, ISBN: 933921305X / ISBN: 978-9339213053.
9. Kantwala D.N., “Costing and Cost Control – A Marginal Approach for Textile Industry”, Texcons, Bombay, 1977.



**Course Articulation Matrix:**

Course Outcomes	Statement	Program Outcome														
		PO1	PO 2	PO 3	PO 4	PO 5	PO 6	PO 7	PO 8	PO 9	PO1 0	PO1 1	PO1 2	PSO 1	PSO 2	PSO3
CO1	Explain the types and methods of costing, and preparation of cost sheet	3	3	1	2	2	-	-	-	-	2	2	1	3	2	1
CO2	Determine the cost of yarn, fabrics and garments	3	3	1	2	2	-	-	-	-	2	2	1	3	2	1
CO3	Carryout investment appraisal and calculate depreciation	3	3	1	2	2	-	-	-	-	2	2	1	3	2	1
CO4	Describe the different sources and cost of capital, and preparation of budget	3	3	1	2	2	-	-	-	-	2	2	1	3	2	1
CO5	Analyze and interpret the financial statements of textile company	3	3	1	2	2	-	-	-	-	2	2	1	3	2	1
<b>Overall CO</b>		3	3	1	2	2	-	-	-	-	2	2	1	3	2	1

1, 2 and 3 are correlation levels with weightings as Slight (Low), Moderate (Medium) and Substantial (High) respectively

PROGRESS THROUGH KNOWLEDGE



**COURSE DESCRIPTION**

This course aims to provide a broad understanding about the modern values and ethical principles that have evolved and are enshrined in the Constitution of India with regard to the democratic, secular and scientific aspects. The course is designed for undergraduate students so that they could study, understand and apply these values in their day to day life.

**COURSE OBJECTIVES:**

- To create awareness about values and ethics enshrined in the Constitution of India
- To sensitize students about the democratic values to be upheld in the modern society.
- To inculcate respect for all people irrespective of their religion or other affiliations.
- To instill the scientific temper in the students' minds and develop their critical thinking.
- To promote sense of responsibility and understanding of the duties of citizen.

**UNIT I DEMOCRATIC VALUES 6**

Understanding Democratic values: Equality, Liberty, Fraternity, Freedom, Justice, Pluralism, Tolerance, Respect for All, Freedom of Expression, Citizen Participation in Governance – World Democracies: French Revolution, American Independence, Indian Freedom Movement.

Reading Text: Excerpts from John Stuart Mills' *On Liberty*

**UNIT II SECULAR VALUES 6**

Understanding Secular values – Interpretation of secularism in Indian context - Disassociation of state from religion – Acceptance of all faiths – Encouraging non-discriminatory practices.

Reading Text: Excerpt from *Secularism in India: Concept and Practice* by Ram Puniyani

**UNIT III SCIENTIFIC VALUES 6**

Scientific thinking and method: Inductive and Deductive thinking, Proposing and testing Hypothesis, Validating facts using evidence based approach – Skepticism and Empiricism – Rationalism and Scientific Temper.

Reading Text: Excerpt from *The Scientific Temper* by Antony Michaelis R

**UNIT IV SOCIAL ETHICS 6**

Application of ethical reasoning to social problems – Gender bias and issues – Gender violence – Social discrimination – Constitutional protection and policies – Inclusive practices.

Reading Text: Excerpt from *21 Lessons for the 21<sup>st</sup> Century* by Yuval Noah Harari

**UNIT V SCIENTIFIC ETHICS 6**

Transparency and Fairness in scientific pursuits – Scientific inventions for the betterment of society - Unfair application of scientific inventions – Role and Responsibility of Scientist in the modern society.

Reading Text: Excerpt from *American Prometheus: The Triumph and Tragedy of J.Robert Oppenheimer* by Kai Bird and Martin J. Sherwin.

**TOTAL: 30 PERIODS****REFERENCES:**

1. The Nonreligious: Understanding Secular People and Societies, Luke W. Galen Oxford University Press, 2016.
2. Secularism: A Dictionary of Atheism, Bullivant, Stephen; Lee, Lois, Oxford University Press, 2016.

3. The Oxford Handbook of Secularism, John R. Shook, Oxford University Press, 2017.
4. The Civic Culture: Political Attitudes and Democracy in Five Nations by Gabriel A. Almond and Sidney Verba, Princeton University Press,
5. Research Methodology for Natural Sciences by Soumitro Banerjee, IISc Press, January 2022

### **COURSE OUTCOMES**

Students will be able to

- CO1 : Identify the importance of democratic, secular and scientific values in harmonious functioning of social life
- CO2 : Practice democratic and scientific values in both their personal and professional life.
- CO3 : Find rational solutions to social problems.
- CO4 : Behave in an ethical manner in society
- CO5 : Practice critical thinking and the pursuit of truth.



HT3811

**PROJECT WORK / INTERNSHIP<sup>#</sup>**

**L T P C**  
**0 0 20 10**

**OBJECTIVES:**

To train the students in

- Identifying problem and developing the structured methodology to solve the identified problem in the industry or research problem at research Institution or college.
- Conducting experiments, analyze and discuss the test results, and make conclusions.
- Preparing project reports and presentation

The students shall individually / or as group work on a specific topic approved by the Department. The student can select any topic which is relevant to his/her specialization of the programme. The student should continue the work on the selected topic as per the formulated methodology. At the end of the semester, after completing the work to the satisfaction of the supervisor and review committee, a detailed report which contains clear definition of the identified problem, detailed literature review related to the area of work and methodology for carrying out the work, results and discussion, conclusion and references should be prepared as per the format prescribed by the University and submitted to the Head of the department. The students will be evaluated based on the report and viva-voce examination by a panel of examiners as per the Regulations.

**TOTAL: 300 PERIODS**


**OUTCOMES:**

At the end of the project, the student will be able to

CO1: Formulate and analyze problem / create a new product/ process.

CO2: Design and conduct experiments to find solution

CO3: Analyze the results and provide solution for the identified problem, prepare project report and make presentation



## **PROFESSIONAL ELECTIVES**

### **Spinning and Weaving**

**CTT343**

**PROCESS AND QUALITY CONTROL IN SPINNING**

**L T P C**

**3 0 0 3**

#### **OBJECTIVES:**

To make the students understand

- Quality aspects of raw materials
- Process control measures in spinning
- Productivity limits of spinning machinery

#### **UNIT I RAW MATERIAL SELECTION AND CONTROL 9**

Quality – definition, tools of quality control. Quality management in spinning industry. Fibre selection – Application of High volume instrument and Spinning consistency Index on fibre selection. Bale management techniques.

#### **UNIT II CONTROL OF WASTE, NEPS AND FIBRE RUPTURE 9**

Yarn realization – Factors influencing the yarn realization. Control of waste in blow room, card comber and ring frame - Influence of machine and process parameters on waste removal. Assessment of intensity of opening and cleaning. Control of Nep generation and fibre rupture in blow room. Improving the nep removal in carding and combing machines.

#### **UNIT III YARN QUALITY ANALYSIS AND CONTROL 9**

Control of count, strength and its variation. Control of yarn hairiness. Control of yarn evenness and imperfections. Principle of auto-levellers and their influence on yarn count variation, evenness. Interpretation and analysis of diagram, spectrogram and V- L curve. Case Studies

#### **UNIT IV PROCESS CONTROL IN SPINNING OF SYNTHETIC FIBRES AND BLENDS 9**

Synthetic fibre characteristics, blend proportion and their influence on yarn quality. Blending of synthetic fibres – selection of fibres, methods of blending. Assessment of homogeneity of fibre blends and its influence on yarn quality. Selection of machine elements process parameters and machine settings for processing of synthetic fibres and blends in short staple spinning system. Spinning of dyed fibres. Norms for man-made fibre and blended yarns.

#### **UNIT V PRODUCTIVITY ANALYSIS 9**

Productivity indices- machine productivity and labour productivity. Factors affecting the production limits of the spinning machinery. Effect of R.H, temperature and condition of machines on productivity. Control of end breaks in ring spinning. Balancing of spinning machinery. Yarn defects, yarn faults and package faults - classification, assessment, causes and remedies.

**TOTAL: 45 PERIODS**

#### **OUTCOMES:**

Upon completion of the course, the students will know,

CO1: Selection of raw material with optimum quality for spinning industry

CO2: Improving of yarn realization by minimization of process waste and setting optimal process parameters.

CO3: Control of Count, strength, hairiness, evenness and imperfections and analysis of quality charts

CO 4: Measures to be taken while processing manmade fibres and blends

CO 5: Method of computation of productivity indices and improve yarn productivity by proper machine balancing and maintaining parameters

**TEXT BOOKS:**

1. Thilagavathi G & Karthik T, "Process control and yarn quality in spinning", Woodhead Publishing India, New Delhi, 2015.
2. Garde A R and Subramanian T A, "Process Control in Spinning", ATIRA, Ahmedabad, 1989.

**REFERENCES:**

1. Majumdar, Das, Alagirusamy, Kothari, "Process control in textile manufacturing", Woodhead Publishing, UK, 2012.
2. Ratnam T V. and Chellamani. K. P., "Quality Control in Spinning", SITRA, Coimbatore, 1999.
3. K.R.Salhotra, "Spinning of manmade fibres and blends on cotton system", 3rd Edition, TAI PUBLICATIONS, Mumbai, India, 2004.
4. Senthilkumar R, "Process Management in Spinning", CRC Press, UK, 2019.



**Course Articulation Matrix:**

Course Outcomes	Statement	Program Outcome														
		PO1	PO 2	PO 3	PO 4	PO 5	PO 6	PO 7	PO 8	PO 9	PO1 0	PO1 1	PO1 2	PSO 1	PSO 2	PSO3
CO1	Selection of raw material with optimize quality for spinning industry	3	3	3	3	2	1	1	1	-	-	-	2	3	2	2
CO2	Improving ofn yarn realization by minimization of process waste and setting optimal process parameters.	3	3	3	3	2	1	1	1	-	-	-	2	3	2	2
CO3	Control of Count, strength, hairiness, evenness and imperfections and analysis of quality charts	3	3	3	3	2	1	1	1	-	-	-	2	3	2	2
CO4	Measures to be taken while processing manmade fibres and blends	3	3	3	3	2	1	1	1	-	-	-	2	3	2	2
CO5	Method of computation of productivity indices and improve yarn productivity by proper machine balancing and maintaining parameters	3	3	3	3	2	1	1	1	-	-	-	2	3	2	2
<b>Overall CO</b>		3	3	3	3	2	1	1	1	-	-	-	2	3	2	2

1, 2 and 3 are correlation levels with weightings as Slight (Low), Moderate (Medium) and Substantial (High) respectively

PROGRESS THROUGH KNOWLEDGE

**OBJECTIVES:**

To make the students understand;

- Process control measures in weaving preparatory to meet the required yarn quality
- Factors influencing loom production efficiency

**UNIT I      PROCESS CONTROL IN WINDING, PIRN WINDING      9**

Importance and considerations for evolving a system of process control. Winding - Quality of Knots and Splices - Quality of package - Winding Performance & Productivity - Control of Hard Waste - Material Handling. Ambient Conditions. Pirn Winding- Improving Build of Pirn - Productivity. Yarn Quality requirements for shuttle and shuttleless looms.

**UNIT II      PROCESS CONTROL IN WARPING      9**

Warping and Sectional Warping - Performance - Process Parameters and Productivity. Minimizing End breaks - Quality of Warper's Beam - Control of Hard Waste - Material Handling – Beam Count

**UNIT III      PROCESS CONTROL IN SIZING      9**

Choice of Size Recipe - Control of Size Pick Up - Yarn Stretch and Moisture. Quality of Sized Beam. Control of Hard Waste - Missing Ends - Dead loss - Productivity.

**UNIT IV      DRAWING-IN AND WARP TYEING      9**

Quality of Weaver's beam. Control of Cross - Extra - Missing and Buried Ends. Selection and Care of Reeds - Healds and Drop Pins - process parameters of drawing in and Tyeing machines.

**UNIT V      PROCESS AND QUALITY CONTROL IN LOOM SHED      9**

Loom Efficiency - Factors influencing loom efficiency - Hard Waste - Productivity. Fabric Defects and their Control. Ambient Conditions. Grey Cloth Realization - Packing % - Benchmarking

**TOTAL 45 PERIODS**

**OUTCOMES:**

Upon completion of the course students will be able to,

- CO1: Control productivity and quality in winding
- CO2: Discuss the process control in warping
- CO3: Explain the quality and process control in sizing
- CO4: Control the quality in drawing-in and tyeing
- CO5: Improve loom efficiency and cloth realization

**TEXT BOOKS:**

1. Alagirusamy R, Das A, Majumdar A, Kothari V K , "Process Control in Manufacturing", Wood Head Publishing, UK, 2012.
2. Paliwal M C and Kimothi.P D , "Process Control in Weaving", ATIRA Publication, Ahmedabad, 1983.

**REFERENCES:**

1. BTRA, "Loom Shed", BTRA Publications, Mumbai, 1986.
2. BTRA, "Warping and Sizing", BTRA Publications, Mumbai, 1983.
3. BTRA, "Winding", BTRA Publications, Mumbai, 1986.

**Course Articulation Matrix:**

Course Outcomes	Statement	Program Outcome														
		PO1	PO 2	PO 3	PO 4	PO 5	PO 6	PO 7	PO 8	PO 9	PO1 0	PO1 1	PO1 2	PSO 1	PSO 2	PSO3
CO1	Control productivity and quality in winding	3	3	3	3	2	1	1	1	-	-	-	2	3	2	2
CO2	Discuss the process control in warping	3	3	3	3	2	1	1	1	-	-	-	2	3	2	2
CO3	Explain the quality and process control in sizing	3	3	3	3	2	1	1	1	-	-	-	2	3	2	2
CO4	Control the quality in drawing-in and tying	3	3	3	3	2	1	1	1	-	-	-	2	3	2	2
CO5	Improve loom efficiency and cloth realization	3	3	3	3	2	1	1	1	-	-	-	2	3	2	2
<b>Overall CO</b>		3	3	3	3	2	1	1	1	-	-	-	2	3	2	2

1, 2 and 3 are correlation levels with weightings as Slight (Low), Moderate (Medium) and Substantial (High) respectively





**OBJECTIVES:**

To enable the students understand the theory of drafting and twisting involved in spinning system.

**UNIT I IDEAL DRAFTING****9**

Ideal drafting – definition, model, conditions required in roller drafting system; deviations from ideal drafting and actual drafting conditions; drafting wave – definition, causes, estimation, conditions to avoid formation, role of apron in controlling drafting wave formation, limitations of apron system

**UNIT II ROLLER SLIP AND ROLLER NIP MOVEMENT****9**

Roller slip – definition, conditions for the formation of forward and backward slips in the roller drafting systems, measures to avoid roller slip occurrence; causes for roller nip movement and roller speed variation, control measures

**UNIT III ROLLER VS. WIRE POINT DRAFTING****9**

Comparison of roller drafting system with wire point drafting system; application of wire point drafting in card and rotor spinning machine; comparison of roller drafting in draw frame, comber preparatory, comber, speed frame, ring frame, and condensed yarn spinning.

**UNIT IV FALSE TWISTING, TWISTING IN RING FRAME****9**

Principle of false twisting; fundamental requirements to create real twist in the strand; principle of twist insertion in ring spinning; limitations of ring twisting; mechanics of balloon formed during twisting; principle of two-for-one twisting

**UNIT V TWISTING IN ALTERNATIVE SPINNING SYSTEMS****9**

Principle of twist insertion in open-end spinning; application of this principle in rotor spinning and friction spinning machines; principle of twist formation in air-jet and air-vortex spinning; principle of twist insertion in core spinning, cover spinning and self-twist spinning.

**TOTAL 45 PERIODS****OUTCOMES:**

Upon the completion of this course the student will be able to

CO1: Describe the concept of Ideal drafting and real drafting

CO2: Explain the phenomenon of roller slip and roller nip movement

CO3: Describe the principle of wire point drafting and its comparison with roller drafting and applications

CO4: Elucidate the fundamentals of false twisting and real twisting; twisting in ring spinning

CO5: Describe the theory of twist formation in rotor spinning, air jet and air vortex spinning systems

**TEXTBOOKS:**

1. Foster G.A.R. The Principles of Roller Drafting and the Irregularity of Drafted Materials, The Textile Institute, Manchester, 1958.
2. Lord P.R. Roller Drafting, Textile Progress, The Textile Institute, Manchester, 1993.
3. Klein W., New Spinning Systems, The Textile Institute, Manchester, 1993.

**REFERENCES:**

1. Grosberg P and Iype C. Yarn Production: Theoretical Aspects, The Textile Institute, Manchester, 1999.
2. De Barr A.E. and Catling H., The Principle and Theory of Ring Spinning, The Textile Institute, Manchester, 1965.

**Course Articulation Matrix:**

Course Outcomes	Statement	Program Outcome														
		PO1	PO 2	PO 3	PO 4	PO 5	PO 6	PO 7	PO 8	PO 9	PO1 0	PO1 1	PO1 2	PSO 1	PSO 2	PSO3
CO1	Describe the concept of Ideal drafting and real drafting	3	3	3	2	2	-	-	-	-	-	-	1	3	1	2
CO2	Explain the phenomenon of roller slip and roller nip movement	3	3	3	2	2	-	-	-	-	-	-	1	3	1	2
CO3	Describe the principle of wire point drafting and its comparison with roller drafting and applications	3	3	3	2	2	-	-	-	-	-	-	1	3	1	2
CO4	Elucidate the fundamentals of false twisting and real twisting; twisting in ring spinning	3	3	3	2	2	-	-	-	-	-	-	1	3	1	2
CO5	Describe the theory of twist formation in rotor spinning, air jet and air vortex spinning systems	3	3	3	2	2	-	-	-	-	-	-	1	3	1	2
<b>Overall CO</b>		3	3	3	2	2	-	-	-	-	-	-	1	3	1	2

1, 2 and 3 are correlation levels with weightings as Slight (Low), Moderate (Medium) and Substantial (High) respectively

PROGRESS THROUGH KNOWLEDGE

**OBJECTIVES:**

- Understand the requirements and production of sewing threads for different applications.
- Understand types of fancy and metallic yarns.
- Carryout tests to ensure the quality of sewing threads.

**UNIT I SEWING THREAD PROPERTIES 13**

Sewing threads – property requirements for different applications; ticket numbering; characterization of sewing threads- stress–strain behaviour of sewing threads; thermal, friction behaviour of sewing threads; sewability of the thread, seam efficiency index

**UNIT II TYPES OF SEWING THREADS 13**

Types of sewing thread – spun threads, core spun threads, filament threads; production, properties and applications

**UNIT III FANCY AND METALIC YARN PRODUCTION 5**

Yarn folding, fancy yarns – types and production; metallic yarns

**UNIT IV HIGH PERFORMANCE SEWING THREADS 9**

Characteristics and application of high performance sewing threads - aramid threads, ceramic threads, polypropylene threads, polyethylene threads, polytetra fluroethylene threads, fiberglass threads, other sewing threads – tencel, acrylic, linen, elastic, soluble; embroidery threads

**UNIT V TESTING OF SEWING THREADS 5**

Physical testing of sewing threads, sewing defects – assessment and Control

**TOTAL: 45 PERIODS****OUTCOMES:**

Upon completion of the course, the students will be able to

- CO1: Describe the characteristics of sewing thread
- CO2: Explain the production of sewing thread
- CO3: Discuss the manufacturing of ply and fancy yarns
- CO4: Explain the characteristics of high performance sewing threads
- CO5: Describe the testing and quality assurance of sewing threads

**TEXTBOOKS**

1. Ukponmwan J.O., Mukhopadhyay A., and Chatterjee K.N., “Sewing threads”, Textile Progress, 2000, ISBN: 1870372387 | ISBN-13: 9781870372381.
2. Carl A Lawrence., “Fundamentals of Spun Yarn Technology”, CRC Press, Florida, USA, 2003, ISBN: 1566768217 | ISBN-13: 9781566768214
3. Carr H., “The Technology of Clothing Manufacture”, Blackwell Publisher, UK, 2004, ISBN: 0632021934 | ISBN-13: 9780632021932


**REFERENCES**

1. Ruth E. Glock., “Apparel Manufacturing Sewn Product Analysis”, Prentice Hall, New Jersey, 2005, ISBN: 0131119826 | ISBN-13: 9780131119826
2. Jacob Solinger., “Apparel Production Handbook”, Reinhold Publications, 1998, ISBN: 1879570009 / ISBN: 978-1879570009
3. Rao J.V., and Rajendra Kr.Gaur., “Sewing Threads: Technology, Stitches, Seams, Problems, Needles”, NITRA, 2006.
4. Gong R.H., and Wright R.M., “Fancy yarns –Their manufacture and application”, Woodhead Publishing Ltd, England, 2002, ISBN: 0849315506 | ISBN-13: 9780849315503.

### Course Articulation Matrix

Course Outcomes	Statement	Program Outcome														
		PO1	PO2	PO 3	PO 4	PO 5	PO 6	PO 7	PO 8	PO 9	PO 10	PO 11	PO 12	PS O1	PS O2	PSO 3
CO1	Describe the characteristics of sewing thread	3	3	1	1	1	-	-	-	-	-	-	1	3	1	2
CO2	Explain the production of sewing thread	3	3	1	1	1	-	-	-	-	-	-	1	3	1	2
CO3	Discuss the manufacturing of ply and fancy yarns	3	3	1	1	1	-	-	-	-	-	-	1	3	1	2
CO4	Explain the characteristics of high performance sewing threads	3	3	1	1	1	-	-	-	-	-	-	1	3	1	2
CO5	Describe the testing and quality assurance of sewing threads	3	3	1	1	1	-	-	-	-	-	-	1	3	1	2
<b>Overall CO</b>		3	3	1	1	1	-	-	-	-	-	-	1	3	1	2

1, 2 and 3 are correlation levels with weightings as Slight (Low), Moderate (Medium) and Substantial (High) respectively



**OBJECTIVES:**

- To make the students learn about the structure of ideal and real yarn, migration of fibres in the yarn, mechanics of blended yarns.
- To impart the knowledge about breakage mechanism of various yarns, relationship between structure and property of staple fibre yarns and continuous filaments.
- To make the students to learn and understand the geometry of woven, knitted and nonwoven fabrics, and structure influence on the mechanical properties of woven fabric

**UNIT I YARN GEOMETRY****13**

Idealized helical yarn structure; yarn count and twist factors, twist contraction and retraction; relationship between yarn parameters; Idealized packing; packing of fibers in yarns; measurement of packing density and radial packing density of yarn; measurement of yarn diameter; ideal migration, tracer fiber technique, characterization of migration behavior, migration in blended yarns, mechanisms of migration, effect of various parameters on migration behavior, effect of migration on yarn properties.

**UNIT II MECHANICS OF CONTINUOUS FILAMENT YARNS****9**

Analysis of tensile behavior - filament strain and yarn strain, different models; influence of yarn parameters; prediction of breakage; analysis of yarn mechanics by energy method; observed extension and breakage of continuous filament yarns.

**UNIT III MECHANICS OF STAPLE FIBRE YARNS****5**

Theoretical analysis; fiber obliquity and slippage; influence of fiber length, strength, fineness and friction; strength prediction model for blended yarns - Hamburger's model.

**UNIT IV WOVEN FABRIC GEOMETRY AND DEFORMATION****13**

Elements of woven fabric geometry; Pierce and Olofsson models - form factor; jamming of threads, cover factor; crimp interchange, degree of set; mechanics of extension behavior of woven fabric; mechanics of other fabric deformations - shear, buckling, bending and compression; Effect of yarn structure on woven fabric properties.

**UNIT V KNITTED AND NONWOVEN STRUCTURES****5**

Geometry of plain knitted structure, influence of friction on knit geometry; load extension of knitted fabrics; Geometry of Nonwoven structure, mechanical behaviour of needle felt.

**TOTAL: 45 PERIODS****OUTCOMES:**

Upon completion of the course the student will be able to

CO1: Discuss the packing of fibres and yarn structure

CO2: Analyse the continuous filament properties

CO3: Explain the staple fibre yarn's tensile properties

CO4: Demonstrate the models proposed for geometry of woven fabrics and characteristics of fabric on deformation

CO5: Explain the structural characteristics of knitted and nonwovens

**TEXT BOOKS:**

1. Hearle J. W. S., "Structural Mechanics of Fibers, Yarns and Fabrics", Wiley Interscience, New York, 1969.
2. Jinlian Hu., "Structure and Mechanics of Woven Fabrics", Woodhead Publishing Ltd., 2004.
3. Goswami B. C., "Textile Yarns: Technology, Structure and Applications", Wiley Interscience – New York, 1977, ISBN: 0471319007

**REFERENCES:**

1. Hearle J. W. S., "Structural Mechanics of Fibers, Yarns and Fabrics", Wiley Inter science, New York, 1969, ISBN: 0471366692.
2. Hearle J. W. S., John J., Thwaites. and JafargholiAmirbayat., "Mechanics of Flexible Fibre Assemblies", Sijthoff and Noordhoff, 1980, ISBN: 902860720X.
3. Jinlian Hu., "Structure and Mechanics of Woven Fabrics", Woodhead Publishing Ltd., 2004, ISBN: 1855739046.
4. Hassan M. Berery., "Effect of Mechanical and Physical properties on Fabrics Hand", Woodhead publishing Ltd., 2005, ISBN: 13: 978 – 1- 85573 -9185.



**Course Articulation Matrix:**

Course Outcomes	Statement	Program Outcome														
		PO1	PO 2	PO 3	PO 4	PO 5	PO 6	PO 7	PO 8	PO 9	PO1 0	PO1 1	PO1 2	PSO 1	PSO 2	PSO3
CO1	Discuss the packing of fibres and yarn structure	3	3	2	2	2	1	1	-	-	-	-	1	3	1	2
CO2	Analyse the continuous filament properties.	3	3	2	2	2	1	1	-	-	-	-	1	3	1	2
CO3	Explain the staple fibre yarn's tensile properties	3	3	2	2	2	1	1	-	-	-	-	1	3	1	2
CO4	Demonstrate the models proposed for geometry of woven fabrics and characteristics of fabric on deformation	3	3	2	2	2	1	1	-	-	-	-	1	3	1	2
CO5	Explain the structural characteristics of knitted and nonwovens	3	3	2	2	2	1	1	-	-	-	-	1	3	1	2
<b>Overall CO</b>		3	3	2	2	2	1	1	-	-	-	-	1	3	1	2

1, 2 and 3 are correlation levels with weightings as Slight (Low), Moderate (Medium) and Substantial (High) respectively

PROGRESS THROUGH KNOWLEDGE

CTT351

**Chemical Processing**  
**TEXTILE CHEMICALS AND AUXILIARIES**

**L T P C**  
**3 0 0 3**

**OBJECTIVE:**

**To provide knowledge on**

- Classification and types of textile auxiliaries.
- Importance and basic functions of auxiliaries.
- Chemistry of textile auxiliaries

**UNIT I INTRODUCTION TO AUXILIARIES AND SURFACTANTS 9**

Auxiliaries: Importance and functions; Surfactants: Mode of action and classification of surfactants – cationic, anionic, nonionic surfactants.

**UNIT II AUXILIARIES IN PREPARATORY PROCESS 9**

Auxiliaries associated with de-sizing, scouring, bleaching of cellulosic fibres, protein fibres and synthetic fibres.

**UNIT III AUXILIARIES IN DYEING PROCESS 9**

Auxiliaries associated with Dyeing with Direct Dyes, Reactive, Vat, Azoic colors, Sulphur dyes, Acid dyes, Metal complex dyes, Basic and Disperse dyes.

**UNIT IV AUXILIARIES IN PRINTING PROCESS 9**

Auxiliaries associated with printing: Direct Style of Printing, Discharge style of Printing, Resist style of printing.

**UNIT V AUXILIARIES IN FINISHING PROCESS 9**

Auxiliaries used in Resin Finishing, Softening, Crease recovery, Water repellent, Water Proof, Flame retardant, Soil release.

**TOTAL: 45 PERIODS**

**OUTCOMES:**

Upon completion of the course, the students will be able to understand

- CO1: Role of auxiliaries in modification of surface tension
- CO2: Role of auxiliaries in preparatory Process
- CO3: Role of auxiliaries in dyeing of textiles
- CO4: Role of auxiliaries in printing Process
- CO5: Role of auxiliaries in finishing

**TEXT BOOKS:**

1. Shennai.V.A, "Organic Textile Chemicals", Sevak Publication, Bombay,1995
2. Vaidya.A.A, "Chemistry of Textile auxiliaries", Wheeler Publishing, NewDelhi,1999

**REFERENCES:**

1. John Shore, "Colourants & Auxiliaries" Wiley and Sons Ltd, New York, Volume I & II,1999.
2. Chakraborty, J.N, "Fundamentals and Practices in colouration of Textiles", Woodhead Publishing India, 2009, ISBN-13:978-81-908001-4-3
3. Shennai.V.A, "Organic Textile Chemicals", Sevak Publication, Bombay,1995
4. Vaidya.A.A, "Chemistry of Textile auxiliaries", Wheeler Publishing, NewDelhi,1999
5. W D Schindler P J Hauser., "Chemical Finishing of Textiles", Woodhead publishing Ltd,



- 2004.
6. Mathews Kolanjikombil., "Dyeing of Textile substrates III –Fibres, Yarns and Knitted fabrics", Woodhead publishing India , 2021
  7. Trotman E. R., "Dyeing and Chemical Technology of Textile Fibres", Charles Griffin & Co. Ltd., U.K., 1984, ISBN : 0 85264 165 6.
  8. N N Mahapatra., "Textile dyeing", Woodhead publishing India, 2018



**Course Articulation Matrix:**

Course Outcomes	Statement	Program Outcome															
		PO1	PO2	PO3	PO4	PO5	PO6	PO7	PO8	PO9	PO10	PO11	PO12	PSO1	PSO2	PSO3	
CO1	Role of auxiliaries in modification of surface tension	2	2	1	-	-	2	2	-	-	-	-	-	-	2	-	-
CO2	Role of auxiliaries in preparatory Process	2	1	2	-	-	1	2	-	-	-	-	-	-	2	-	-
CO3	Role of auxiliaries in dyeing of textiles	2	2	1	-	-	3	1	-	-	-	-	-	-	2	-	-
CO4	Role of auxiliaries in printing Process	2	2	1	-	-	2	1	-	-	-	-	-	-	2	-	-
CO5	Role of auxiliaries in finishing	3	2	1	-	-	2	1	-	-	-	-	-	-	2	-	-
<b>Overall CO</b>		2.2	1.8	1.2	-	-	2	1.4	-	-	-	-	-	-	2	-	-

1, 2 and 3 are correlation levels with weightings as Slight (Low), Moderate (Medium) and Substantial (High) respectively

PROGRESS THROUGH KNOWLEDGE

## Garment Manufacturing

CTT337

**GARMENT PRODUCTION MACHINERY**

**L T P C  
3 0 0 3**

### **OBJECTIVES:**

- To enable the students to learn the machines and mechanisms of machines used for garment production

### **UNIT I      FABRIC INSPECTION, SPREADING AND CUTTING MACHINES      9**

Fabric inspection machinery; spreading machines – manual, semi-automatic and fully automatic machines; mechanism of straight knife, rotary, band knife, die, laser, plasma, water jet and ultrasonic cutting machines; notches, drills and thread markers; computer interfaced cutting machines; safety measures

### **UNIT II      SEWING MACHINES I      9**

Lock stitch and chain stitch sewing machine – types, threading, driving arrangement, function of elements, stitch formation, timing, settings and feed mechanism; selection of machine and process parameters for different applications; safety measures

### **UNIT III      SEWING MACHINES II      9**

Needles-geometry and types, selection; button fixing and button holing machine – mechanism and features

### **UNIT IV      SEWING MACHINES III      9**

Overlock, flat lock, feed-off the arm, zig-zag and embroidery machines– driving arrangement, function of elements, stitch formation, timing, settings and feed mechanism; safety measures

### **UNIT V      FINISHING MACHINES      9**

Pressing machineries – buck pressing, iron pressing, block or die pressing, form pressing, steamers; folding and packing machines; safety measures

**TOTAL: 45 PERIODS**

### **OUTCOMES:**

Upon completion of the course, the students would understand

- CO1 - Fundamental principle and working of spreading and cutting machines
- CO 2 - Stitch formation and other mechanisms of SNLS machine and chain stitch machine
- CO 3 - Principle of button fixing and button holing machines and types of needles and geometry
- CO 4 - Stitch formation and other mechanisms of overlock, flatlock and other special sewing machines
- CO 5 - Different types of finishing machines used for garments

### **TEXTBOOKS**

1. Harold Carr., and Barbara latham., “The Technology of Clothing Manufacture”, 4th Edition, Wiley-Black well Sciences, 2008, ISBN: 1405161981 / ISBN: 978-1405161985
2. Jacob Solinger., “Apparel Manufacturing Handbook”, 2nd Edition Bobbin Blenheim Media Corp, 1988, ISBN : 1879570009 / ISBN: 978-1879570009

### **REFERENCES**

1. Ruth E. Glock., and Grace I. Kunz., “Apparel Manufacturing Sewn Product Analysis”, 4th Edition, Pearson Prentice Hall, 2005, ISBN: 0131119826 | ISBN-13: 9780131119826
2. Villumsone-Nemes I., “Industrial Cutting of Textiles material”, Wood head Publications Pvt. Ltd 2012, ISBN: 978-1-85709-134-5

3. JelkaGersak., "Design of Clothing Manufacture Process - A Systematic Approach to Planning Scheduling and Control", Wood head Publications Pvt. Ltd, 2013, ISBN: 978-1-85709-778-1



**Course Articulation Matrix:**

Course Outcomes	Statement	Program Outcome														
		PO1	PO2	PO3	PO4	PO5	PO6	PO7	PO8	PO9	PO10	PO11	PO12	PSO1	PSO2	PSO3
CO1	Fundamental principle and working of machines used for spreading and cutting	2	3	2	1	1	1	1	1	1	2	2	1	2	3	3
CO2	Stitch formation and other mechanisms of SNLS machine and chain stitch machine	3	2	1	1	1	1	1	1	1	2	2	1	2	3	3
CO3	Principle of button fixing and button holing machines	2	3	1	1	1	1	1	1	1	2	2	1	2	3	3
CO4	Stitch formation and other mechanisms of overlock, flatlock and other special sewing machines	3	2	1	1	1	1	1	1	1	2	2	1	2	3	3
CO5	Different types of finishing machines used for garments	2	2	1	1	1	1	1	1	1	2	2	1	2	3	3
<b>Overall CO</b>		2.57	2.28	1.14	1	1	1	1	1	1	2	2	1	2	3	3

1, 2 and 3 are correlation levels with weightings as Slight (Low), Moderate (Medium) and Substantial (High) respectively

PROGRESS THROUGH KNOWLEDGE

**COURSE OBJECTIVES:**

- To enable the students to learn about basics of industrial engineering
- To provide knowledge on different tools of industrial engineering and its application in apparel industry

**UNIT I****9**

Industrial Engineering - evolution, functions, role of industrial engineer; productivity concepts, causes for low productivity in apparel industry, suggestions for productivity improvement; basic work content, added work content, reduction of work content and ineffective time, work study-introduction and procedure.

**UNIT II****13**

Methods study - introduction, techniques of recording; method analysis techniques; principles of motion economy; method study in garment manufacture; ergonomics - importance, workplace design, fatigue

**UNIT III****13**

Work measurement – introduction; time study – equipment and procedure; standard data; predetermined time standards; work sampling techniques; incentive wage system; work measurement applied to garment industry- calculation of SAM

**UNIT IV****5**

Site selection for textile industry; plant layout - types of layouts suitable for textile industry, methods to construct layout; line balancing

**UNIT V****5**

Statistical Process Control – data collection; concept of AQL, control charts in quality control; process capability

**TOTAL: 45 PERIODS****COURSE OUTCOMES**

Upon completion of this course, the student would be able to

- CO1: Understand the basics of industrial engineering and productivity concepts
- CO2: Method study and its techniques
- CO3: Apply work measurement
- CO4: Understand the concepts of layout and line balancing
- CO5: Interpret the result using statistical process control

**TEXT BOOKS:**

1. Khanna O. P. and Sarup A., "Industrial Engineering and Management", DhanpatRaiPublications, New Delhi, 2005
2. George Kanwaty, "Introduction to Work Study", ILO, Geneva, 1989
3. Norberd Lloyd Enrick, "Industrial Engineering Manual for Textile Industry", Wiley Eastern (P)Ltd., New Delhi, 1988
4. Enrick N. L., "Time study manual for Textile industry", Wiley Eastern (P) Ltd., 1989

**REFERENCES:**

1. Chuter A. J., "Introduction to Clothing Production Management", Black well Science, U. S.A., 1995
2. Richard I. Levin. and David S. Rubin., "Statistics for Management", 7th Edition, PrenticeHall of India Pvt. Ltd., New Delhi, 1997

3. David M. Levine, Timothy C. Krehbiel and Mark L. Berenson., "Business Statistics: A FirstCourse", Pearson Education Asia, New Delhi, 2nd Edition, 2000
4. Panneerselvam R., "Production and Operation Management", Prentice Hall of India, 2002
5. Edward S. Buffa and RakeshSarin., "Modern Production and Operations Management",John Wiley & Sons, U. S. A., 1987
6. Lee J. Krajewski and Larry P. Ritzman., "Operations Management: Strategy and Analysis",Addison Wesley, 2000
7. Chase, Aquilano and Jacobs., "Production and Operations Management", Tata McGraw-Hill, New Delhi, 8th Edition, 1999



**Course Articulation Matrix:**

Course Outcomes	Statement	Program Outcome														
		PO 1	PO 2	PO 3	PO 4	PO 5	PO 6	PO 7	PO 8	PO 9	PO1 0	PO1 1	PO1 2	PSO 1	PSO 2	PSO 3
CO1	Understand the basics of industrial engineering	3	3	2	2	2	1	1	2	1	1	-	-	3	2	2
CO2	Gain knowledge on method study and its techniques	2	2	3	3	3	2	2	2	2	1	-	-	3	2	3
CO3	Acquire knowledge on work measurement	2	2	3	3	3	2	2	2	2	1	-	-	3	2	3
CO4	Understand the concepts of layout and line balancing	2	2	3	3	3	2	2	2	2	1	-	-	3	2	3
CO5	Interpret the result using statistical process control	2	3	3	3	3	1	1	1	1	1	-	-	3	2	3
<b>Overall CO</b>		2.2	2.4	2.8	2.8	2.8	1.6	1.6	1.8	1.6	1	-	-	3	2	2.8

1, 2 and 3 are correlation levels with weightings as Slight (Low), Moderate (Medium) and Substantial (High) respectively

PROGRESS THROUGH KNOWLEDGE



**COURSE OBJECTIVES**

- To enhance the fundamental knowledge in human anthropometrics from the scientific and technological viewpoint
- To equip students with comprehensive pattern making skills

**UNIT I STUDY OF BODY MEASUREMENTS AND SIZING SYSTEMS 6**

Anthropometry- Human Anatomy, Body Ideals-Eight head theory: body proportions, height and weight distribution. Important body measurements for children, men and women across all age groups - Clothing sizing systems - Methods of measuring body dimensions, Standard measurement chart-designation and control dimensions. Landmark terms.

**UNIT II BASICS OF PATTERN MAKING 15**

Introduction to pattern making and methods. Functions of pattern making tools, Preparing and Measuring the Form, Pattern making terminologies, Development of pattern - Drafting and draping methods - Basic men's block - bodice, sleeves trousers, and women's block - bodice, sleeves, trousers, skirt.

**UNIT III PATTERN ALTERATIONS AND GRADING 6**

Pattern alteration for fit, Factors affecting the pattern making process. Grading process, grade rules, and types of grading system.

**UNIT IV TECHNIQUES OF PATTERN MAKING 9**

Dart manipulation- single dart series-slash-spread technique, pivotal transfer technique. Two dart series- slash spread and pivotal transfer technique. Graduated and radiating darts. Parallel, asymmetric and intersecting darts. Types of added fullness and Contouring Principle.

**UNIT V PATTERNS FOR COLLARS AND SLEEVES 9**

Collar classification and terms, basic shirt collar, Peter Pan collar, sailor collar, mandarin collar, built-up neck lines, Cowls, Sleeve cap, sleeve cuffs, puff, petal, lantern and leg-of-mutton sleeves.

**TOTAL: 45 PERIODS****COURSE OUTCOMES**

Upon completion of this course, the student would be able to

- CO1: Understand Anthropometry related concepts and important body measurements  
 CO2: Prepare patterns for basic blocks using drafting and draping techniques  
 CO3: Develop knowledge on the techniques involved in grading and in pattern alteration  
 CO4: Apply dart manipulation techniques to design, variation in garment components  
 CO5: Prepare patterns for basic collar and sleeve components

**TEXT BOOKS:**

1. Harrold Carr., and Barbara Latham., "The Technology of Clothing Manufacture" Backwell Science, U.K., 1994, ISBN: 0632037482 | ISBN-13: 9780632037483.
2. Gerry Cooklin., Steven George Hayes., and John McLoughlin., "Introduction to Clothing Manufacture", Wiley-Blackwell Science, U.K., 2006, ISBN: 0632058463 | ISBN-13:9780632058464.
3. Helen Joseph Armstrong, "Pattern Making for Fashion Design" Pearson Education (Singapore) Pvt. Ltd., 2005 2. Winifred Aldrich, "Metric Pattern Cutting" Blackwell Science Ltd., 1994

**EFERENCES:**

1. Gerry Cooklin, "Master Patterns and Grading for Women's Outsizes", Blackwell Scientific Publications, 1995.
2. Gerry Cooklin, "Master Patterns and Grading for Men's Outsize", Blackwell Scientific Publications, 1992.
3. Jeenne Price and Bernard Zamkoff, "Grading Techniques for Modern Design" Fairchild Publications, 1990.
4. Amaden-Crawford Connie, "The Art of Fashion Draping (3rd edition)" Om Books International Publications, 2005
5. Winifred Aldrich, "Metric Pattern Cutting" Blackwell Science Ltd., 1994



**Course Articulation Matrix:**

Course Outcomes		Program Outcome														
		PO 1	PO2	PO 3	PO 4	PO 5	PO 6	PO 7	PO 8	PO 9	PO1 0	PO11	PO12	PSO 1	PSO 2	PSO3
CO1	Understand Anthropometry related concepts and important body measurements	2	2	2	2	3	-	-	-	1	-	-	-	2	-	2
CO2	Prepare patterns for basic blocks using drafting and draping techniques	2	2	2	2	3	-	-	-	1	-	-	-	2	-	2
CO3	Develop knowledge on the techniques involved in grading and in pattern alteration	2	2	2	2	3	-	-	-	1	-	-	-	2	-	2
CO4	Apply dart manipulation techniques to design, variation in garment components	2	2	2	2	3	-	-	-	1	-	-	-	2	-	2
CO5	Prepare patterns for basic collar and sleeve components	2	2	2	2	3	-	-	-	1	-	-	-	2	-	2
<b>Overall CO</b>		2	2	2	2	3	-	-	-	1	-	-	-	2	-	2

1, 2 and 3 are correlation levels with weightings as Slight (Low), Moderate (Medium) and Substantial (High) respectively

**COURSE OBJECTIVES**

- To acquaint the students with the concepts of Fashion business, design merchandising, sourcing and export documentation

**UNIT I FASHION INDUSTRY OVERVIEW****9**

Segments of the fashion industry – history and categories, - influence of the customer; different generations and motivations behind the changes. Apparel business practices; business operations of domestic and export oriented of Indian apparel industries, consumer buying behavior, Market segmentation, market positioning.

**UNIT II MARKETING FOR APPAREL AND TEXTILE PRODUCTS****9**

Uniqueness of apparel market, core concepts and orientation towards market place, strategies and planning, market research and forecast, customers, consumer markets and business markets, market segments and brand building, brand positioning and competition, programmatic marketing; digital and autonomous interventions, conversational interfaces - Artificial intelligence chat bots

**UNIT III DESIGN MERCHANDISING****9**

Concepts of merchandising, apparel product lines, dimensions of product change, determination and development of product line and product range; creative design of garments and accessories, new product development and seasons of sale, costing, coordination and communication with the production house and export house

**UNIT IV SOURCING****9**

Understanding the basics of sourcing, sourcing strategy and best sourcing practice in apparel and textile businesses, supply chain and demand chain, sourcing negotiations, global co-ordination in sourcing, materials management and quality in sourcing, quick response, ERP, supplier partnership in sourcing, JIT technology, made to fit.

**UNIT V EXPORT DOCUMENTATION AND POLICIES****9**

Government policies, guide lines for apparel export and domestic trade, tax structures and government incentives in apparel trade; export documents and its purposes, banking activities, Letter of credit, logistics and shipping, foreign exchange regulation, export risk management and insurance; export finance, Special economic zones.

**TOTAL: 45 PERIODS****COURSE OUTCOMES**

Upon completion of this course, the student would be able to

CO1: Understanding the international apparel business and role of Asian countries in the apparel and fashion trade

CO2: Applying the concepts of marketing in the apparel industry

CO3: Understand the concepts of merchandising and new product development

CO4: Understand the apparel product dynamics in a market and relating it along the value chain.

CO5: Acquire knowledge in Export documentation and policies

Course Outcomes	Program Outcome														
	PO 1	PO 2	PO 3	PO 4	PO 5	PO 6	PO 7	PO 8	PO 9	PO 10	PO 11	PO 12	PS O 1	PS O 2	PS O 3
CO1	3	2	2	2	1	2	-	-	-	-	-	-	2	3	-
CO2	3	2	2	2	1	2	-	-	-	-	-	-	2	3	-
CO3	3	2	2	2	1	2	-	-	-	-	-	-	2	3	-
CO4	3	2	2	2	1	2	-	-	-	-	-	-	2	3	-
CO5	3	2	2	2	1	2	-	-	-	-	-	-	2	3	-
Overall CO	3	2	2	2	1	2	-	-	-	-	-	-	2	3	-

**TEXT BOOKS:**

1. Elian stone, Jean A samples, "Fashion Merchandising", McGraw Hill Book Company, New York, 1985, ISBN: 0-07-061742-2
2. Gibson G. Vedamani, "Retail Management Functional Principles and Practices", Jaico Publishing House, Second Edition, 2002
3. Ruth E. Glock, Grace I. Kunz "Apparel Manufacturing Sewn Product Analysis" Fourth Edition, Pearson Prentice Hall, NJ, 2005, ISBN: 81-7758-076-0

**REFERENCES:**

1. Shivaramu S., "Export Marketing" – A Practical Guide to Exporters", Wheeler Publishing, Ohio, 1996, ISBN: 81-7544-166-6
2. Warren. J. Keegan and Mark.C.Green , "Global Marketing", Pearson Prentice Hall, New Delhi, 2005.
3. Philip Kotler, Kevin Lane Keller, Abraham Koshy, and Mithileshwar Jha , "Marketing Management A South Asian Perspective", Pearson Education, New Delhi, 2006
4. Nair Suja.R, "Retail Management", Himalaya Publishing House, 2008.
5. John Donnellan "Merchandise Buying and Management", Farichild Publications, inc., New York, 2002

PROGRESS THROUGH KNOWLEDGE

**Course Articulation Matrix:**

Course Outcomes	Statement	Program Outcome														
		PO1	PO2	PO3	PO4	PO5	PO6	PO7	PO8	PO9	PO10	PO11	PO12	PSO1	PSO2	PSO3
CO1	Understanding the international apparel business and role of Asian countries in the apparel and fashion trade	-	1	3	2	2	1	1	2	2	1	1	-	2	2	2
CO2	Applying the concepts of marketing in the apparel industry	-	1	3	2	2	1	1	2	2	1	1	-	2	2	2
CO3	Understand the concepts of merchandising and new product development	-	1	2	2	2	1	1	2	2	1	1	-	2	2	2
CO4	Understand the apparel product dynamics in a market and relating it along the value chain.	-	1	3	2	2	1	1	3	2	1	1	-	2	2	2
CO5	Acquire knowledge in Export documentation and policies	-	1	2	2	2	1	1	3	2	2	1	-	2	2	2
<b>Overall CO</b>		-	1	2.6	2	2	1	1	2.4	2	1.2	1	-	2	2	2

1, 2 and 3 are correlation levels with weightings as Slight (Low), Moderate (Medium) and Substantial (High) respectively

**OBJECTIVES:**

- To enable the students to, construct different garment components.

**LIST OF EXPERIMENTS**

1. Sewing practice of stitch classes.
2. Sewing practice of seam types
3. Sewing of different types of plackets
4. Sewing of different types of pockets
5. Sewing of different types of sleeves
6. Sewing of different types of collars and cuff
7. Sewing of different types of neckline finishes.
8. Sewing of different types of pleats, tucks and gathers
9. Construct a men's shirt
10. Construct a men's trousers
11. Construct a women's skirt

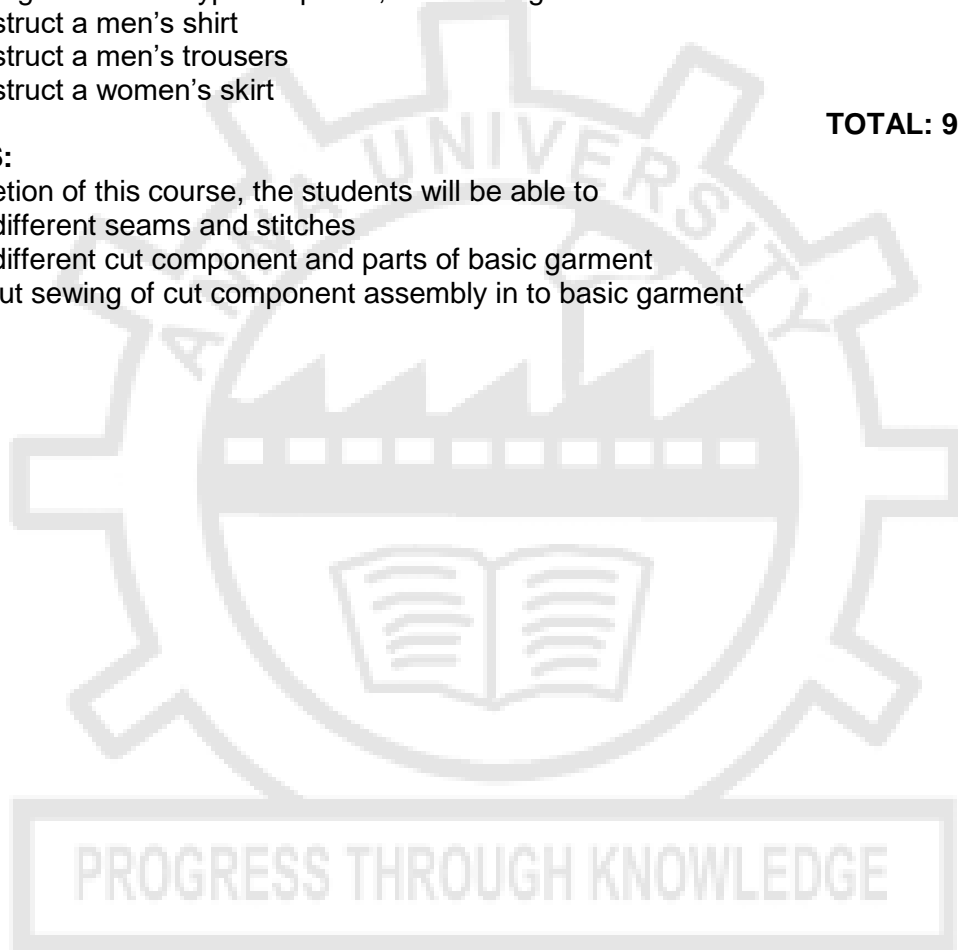
**TOTAL: 90 PERIODS****OUTCOMES:**

Upon completion of this course, the students will be able to

CO1: Make different seams and stitches

CO2: Make different cut component and parts of basic garment

CO3: Carryout sewing of cut component assembly in to basic garment



**Course Articulation Matrix:**

Course Outcomes	Statement	Program Outcome														
		PO1	PO2	PO3	PO4	PO5	PO6	PO7	PO8	PO9	PO10	PO11	PO12	PSO1	PSO2	PSO3
CO1	Make different seams and stitches	1	-	1	-	-	-	-	1	1	1	1	1	3	2	1
CO2	Make different cut component and parts of basic garment	1	-	1	-	-	-	-	1	1	1	1	1	3	2	1
CO3	Carryout sewing of cut component assembly in to basic garment	2	-	2	-	-	-	-	1	2	2	2	1	3	2	1
<b>Overall CO</b>		1.33	-	-	-	-	-	-	1	1.33	1.33	1.33	1	3	2	1

1, 2 and 3 are correlation levels with weightings as Slight (Low), Moderate (Medium) and Substantial (High) respectively

PROGRESS THROUGH KNOWLEDGE



**OBJECTIVES:**

To enable the students to get practical experience in understanding sewing machine components and to practically carryout pattern making

**LIST OF EXPERIMENTS**

1. Identification of single needle lockstitch machine (SNLS) components and understanding their functions.
2. Needle fixing and threading in single needle, double needle, over-lock, flat lock and feed-of the-arm machine.
3. Practice for pedal and knee lifter operations and winding the bobbin thread.
4. Sewing exercise on paper in SNLS - Exercise 1 - Parallel line - Exercise 2 - Square - Exercise 3 - Curves - Exercise 4 - Concentric curves
5. Stitching exercise on fabric panels in SNLS - Exercise 1 - Parallel line - Exercise 2 - Square - Exercise 3 - Curves - Exercise 4 - Concentric curves
6. Prepare samples in SNLS machine by varying the stitch length and thread tension.
7. Measuring the Dress Form – Male, female and child and formulating the measurement charts
8. Drafting the basic blocks of male
9. Drafting the basic blocks of female
10. Grading of basic block.
11. Drafting of men's shirt
12. Drafting of men's trousers.

**TOTAL: 90 PERIODS****OUTCOMES:**

Upon completion of this practical course, the student shall be able to

CO1. Identify the machine components and understand the basic settings in single needle machine

CO2. Identify the machine components and understand the basic settings in flatlock and feed off arm machine

CO3. Sew on line markings in paper using single needle lockstitch machine

CO4. Sew on fabric panels in single needle lockstitch machine

CO5. Draft the basic block and grade the same



PROGRESS THROUGH KNOWLEDGE

**Course Articulation Matrix:**

Course Outcomes	Statement	Program Outcome														
		PO1	PO 2	PO 3	PO 4	PO 5	PO 6	PO 7	PO 8	PO 9	PO1 0	PO1 1	PO1 2	PSO 1	PSO 2	PSO3
CO1	Identify the machine components and understand the basic settings in single needle machine	-	-	-	-	1	-	-	-	-	1	1	-	1	2	1
CO2	Identify the machine components and understand the basic settings in flatlock and feed off arm machine	-	-	-	-	1	-	-	-	-	1	1	-	1	2	1
CO3	Sew on line markings in paper using single needle lockstitch machine	-	-	-	-	1	-	-	-	-	1	1	-	1	2	1
CO4	Sew on fabric panels in single needle lockstitch machine	-	-	-	-	1	-	-	-	-	1	1	-	1	2	1
CO5	Draft the basic block and grade the same	-	-	-	-	1	-	-	-	-	1	1	-	1	2	1
<b>Overall CO</b>		-	-	-	-	1	-	-	-	-	1	1	-	1	2	1

1, 2 and 3 are correlation levels with weightings as Slight (Low), Moderate (Medium) and Substantial (High) respectively

## Management of Textile Industries

CTT341

**OPERATIONS RESEARCH IN TEXTILE INDUSTRY**

**L T P C  
3 0 0 3**

### **OBJECTIVES:**

To enable the students to learn about

- Various operations research (OR) methods that can be applied in the textile industry
- Expressing of problems arising in the textile industry in appropriate Operations Research formats
- Methods of solving such Operations Research problems

### **UNIT I**

**9**

Introduction – History of Operations Research, Scope of Operation Research, applications and limitations; Linear programming problem – construction, solution by graphical method, the Simplex method and its extension by the Big M method; integer programming – introduction; application of the LP technique in the field of Textile technology

### **UNIT II**

**9**

Transportation problem – construction, initial basic feasible solution – North West Corner rule, lowest cost entry method, Vogel's Approximation Method; the optimality test – Modified Distribution method, stepping stone method; transshipment problems.

### **UNIT III**

**9**

The Assignment problem – construction, solution by Hungarian method, application in the textile industry; sequencing problems from textile industry; Decisions theory - decisions under assumed certainty, decision under risk, decision under uncertainty, illustrations from textile industry

### **UNIT IV**

**9**

Replacement analysis; inventory control – ABC, VED analysis, EOQ – application in textile industry, simulation-introduction, Monte Carlo method

### **UNIT V**

**9**

Project planning and control models: CPM, PERT – network representation, determining critical path, project duration; crashing of project duration; resource leveling

**TOTAL: 45 PERIODS**

### **COURSE OUTCOMES**

Upon completion of the course, the students will be able to

CO1: Design Operations Research problems from the cases arising in the Textile Industry and determine solution for linear programming problems

CO2: Construct and solve transportation problems

CO3: Construct and solve assignment problems and understand decision making under different conditions.

CO4: Carryout replacement analysis and inventory control

CO5: Construct and solve project scheduling by PERT and CPM techniques and resource leveling

### **TEXTBOOKS**

1. Ronald L. and Rardin., "Optimization in Operations Research", Pearson Education, 1998, ISBN: 0023984155 | ISBN-13: 9780023984150
2. Srivastava U.K., Shenoy G.V., and Sharma S. C., "Quantitative Techniques for Managerial Decisions", Second Edition, New Age International (P) Ltd., 2007, ISBN: 0470273755 | ISBN- 13: 9780470273753
3. Panneerselvam R., "Operations Research", Prentice-Hall of India Pvt. Ltd; 2nd Edition, 2004, ISBN : 8120319230 / ISBN: 978-8120329287

## REFERENCES

1. Frederick S. Hillier., Gerald J. Lieberman., Frederick Hillier., and Gerald Lieberman., "Introduction to Operations Research", McGraw-Hill International Edition, 8th Edition, 2004, ISBN: 0073017795 / ISBN: 978-0073017792
2. Hamdy A Taha., "Operations Research – An Introduction", Prentice Hall, 9th Edition, 2010 ISBN: 013255593X | ISBN-13: 9780132555937.
3. Fabrycky W. J., Ghare P. M., and Torgersen P. E., "Applied Operation Research and Management Science", Prentice Hall, New Jersey, 1984, ISBN: 013041459X / ISBN: 9780130414595.
4. Tulsian P.C., "Quantitative Techniques Theory and Problems", Dorling Kindersley (India) Pvt.Ltd., 2006, ISBN: 8131701867 | ISBN-13: 9788131701867



**Course Articulation Matrix:**

Course Outcomes	Statement	Program Outcome														
		PO1	PO 2	PO 3	PO 4	PO 5	PO 6	PO 7	PO 8	PO 9	PO1 0	PO1 1	PO1 2	PSO 1	PSO 2	PSO3
CO1	Design Operations Research problems from the cases arising in the Textile Industry and determine solution for linear programming problems	3	2	2	3	3	-	-	-	-	1	2	1	3	3	2
CO2	Construct and solve transportation problems	3	2	2	3	3	-	-	-	-	1	2	1	3	3	2
CO3	Construct and solve assignment problems and understand decision making under different conditions.	3	2	2	3	3	-	-	-	-	1	2	1	3	3	2
CO4	Carryout replacement analysis and inventory control	3	2	2	3	3	-	-	-	-	1	2	1	3	3	2
CO5	Construct and solve project scheduling by PERT and CPM techniques and resource leveling	3	2	2	3	3	-	-	-	-	1	2	1	3	3	2
<b>Overall CO</b>		3	2	2	3	3	-	-	-	-	1	2	1	3	3	2

1, 2 and 3 are correlation levels with weightings as Slight (Low), Moderate (Medium) and Substantial (High) respectively

PROGRESS THROUGH KNOWLEDGE

**OBJECTIVES:**

- To provide an insight on the fundamentals of supply chain networks, tools and techniques.
- To train the students to new and recent developments in supply chains, e-business and information technology

**UNIT I****9**

Basic principles of supply chain management and logistics, supply chain models, supply chain for volatile market; supply chain drivers and metrics in apparel industries; roll of supply chain in the textile and apparel industries' financial stability.

**UNIT II****9**

Planning supply and demand in apparel production house, managing economies of scale, supply cycle and inventory levels; managing uncertainty in supply chain, safety pricing and inventory; make vs buy decision, make vs hire decision; geographical identification of suppliers, supplier evaluation, supplier selection, contract negotiations and finalization.

**UNIT III****9**

Distribution network and design for global textile and apparel products, models of distribution – facility location and allocation of capacity, uncertainty on design and network optimization; the role of transportation in supply chain, modes of transportation, characteristics of transportation, transport design options for global textile and apparel network, trade-off in transport design, risk management in transportation, transport decision in practice for textile and apparel industries.

**UNIT IV****9**

Coordination in supply chain- the bullwhip effect, forecasting, obstacles to coordination in supply chain; supply chain management for apparel retail stores, high fashion fad; supply chain in e-business and b2b practices

**UNIT V****9**

Import - export management, documentation, insurance, packing and foreign exchange; methods of payments – domestic, international, commercial terms; dispute handling modes and channels; supply chain and Information system; customer relationship management

**TOTAL: 45 PERIODS****OUTCOMES:**

Upon completion of this course, the student shall have the

- CO1 Knowledge on the basic frame work of supply chain management
- CO2 Understanding the economics of supply and demand cycle
- CO3 Knowledge on its functions in the industry
- CO4 Understanding on coordination of supply chain management
- CO5 Understanding supply chain management with apparel export and import

**TEXT BOOKS:**

1. David Simchi-Levi., Philip Kaminsky., and Edith Simchi-Levi., “Designing and Managing the Supply Chain: Concepts, Strategies, and Cases”, 3<sup>rd</sup> Edition, Tata McGraw-Hill, 2012, ISBN: 0073341525 / ISBN: 978-0073341521
2. Altekhar Rahul V., “Supply Chain Management-Concept and Cases”, PHI, 2005, ASIN: B00K7YGX2S

**REFERENCES:**

1. Janat Shah., "Supply Chain Management – Text and Cases", Pearson Education, 2009, ISBN: 8131715175 | ISBN-13: 9788131715178
2. Peter Meindl., Kalra D. V., Kalra D., and Sunil Chopra "Supply Chain Management-Strategy Planning and Operation", Pearson Education, 2010, ISBN: 8131730719 | ISBN-13: 9788131730713



**Course Articulation Matrix:**

Course Outcomes	Statement	Program Outcome														
		PO 1	PO 2	PO 3	PO 4	PO 5	PO 6	PO 7	PO 8	PO 9	PO 10	PO 11	PO 12	PSO 1	PSO 2	PSO 3
CO1	Knowledge of the framework and	2	2	3	3	2	-	-	-	-	2	2	2	2	2	2
CO2	Knowledge on scope of supply chain networks and	2	2	3	3	2	-	-	-	-	2	2	2	2	2	2
CO3	Knowledge on its functions in the industry	2	2	3	3	2	-	-	-	-	2	2	2	2	2	2
CO4	Capacity to develop clear, concise and organized approach to operations management	2	2	3	3	2	-	-	-	-	2	2	2	2	2	2
CO5	Basic knowledge on the shipment procedure	2	2	3	3	2	-	-	-	-	2	2	2	2	2	2
<b>Overall CO</b>		2	2	3	3	2	-	-	-	-	2	2	2	2	2	2

1, 2 and 3 are correlation levels with weightings as Slight (Low), Moderate (Medium) and Substantial (High) respectively

PROGRESS THROUGH KNOWLEDGE



**OBJECTIVE**

To enable the students understand about the Enterprise Resource Planning software and its modules

**List of experiments**

Practice on data entry, report generation in Enterprise Resource Planning software

1. Costing, order booking, MRP, purchase, production planning, production orders, inventory control, packing, shipping, scheduling, sample preparation and approval, business reports
2. ERP in apparel production – time study, cutting, production tracking, cut panel process, garment quality control, order completion, machine repairs and maintenance, reports
3. ERP in retail management – style template, finished goods barcoding, stock taking, stock inward, retail order booking, stock allocation, scan and pack, dispatch, invoice, point of sale, reports


**TOTAL: 90 PERIODS****OUTCOME:**

Upon the completion of this course the students shall be able to

CO1: Understand the structure of ERP software

CO2: Data entry in ERP software

CO3: Creating records and managing information at different section of apparel industry for decision making



**Course Articulation Matrix:**

Course Outcomes	Statement	Program Outcome														
		PO1	PO2	PO3	PO4	PO5	PO6	PO7	PO8	PO9	PO10	PO11	PO12	PSO1	PSO2	PSO3
CO1	Understand the structure of ERP software	-	-	2	-	3	-	-	2	2	1	2	1	-	2	-
CO2	Data entry in ERP software	-	-	2	-	3	-	-	2	2	1	2	1	-	2	-
CO3	Creating records and managing information at different section of apparel industry for decision making	-	-	2	-	3	-	-	2	2	1	3	1	-	2	-
<b>Overall CO</b>		-	-	2.25	-	3	-	-	2	2	1	2.5	1	-	2	-

1, 2 and 3 are correlation levels with weightings as Slight (Low), Moderate (Medium) and Substantial (High) respectively

PROGRESS THROUGH KNOWLEDGE

**OBJECTIVES:**

- To learn apparel costing, budgeting and working capital management

**UNIT I****9**

Cost accounting, elements of cost, classification of cost elements – examples from apparel industry; standard costing, analysis of variance; breakeven analysis, cost volume profit analysis

**UNIT II****18**

Costing of fabrics; costing of apparel – woven, knits of various styles, accounting of prime costs and overhead costs, allocation of overheads, cost control; cost sheet preparation

**UNIT III****9**

Working capital management in garment unit – determination, sources, cost; Budget, types of budgets, budgeting and control in apparel industry

**UNIT IV****9**

Detailed project report – elements, preparation for a garment unit

**TOTAL : 45 PERIODS****OUTCOMES:**

At the end of this course, the students will able to

CO1.explain the cost accounting and cost elements

CO2.estimate cost elements involved in fabric and apparel costing

CO3.demonstrate the working capital management

CO4.develop detailed project report preparation

**TEXT BOOKS:**

- Pandey I. M., "Financial Management", Vikas Publishing House Pvt. Ltd., New Delhi, 8th Edition, 1999.
- Prasanna Chandra, "Financial Management, Theory and Practice, Tata McGraw-Hill Publishing Company Ltd, 5th Edition, New Delhi, 2001

**REFERENCES:**

- Aswat Damodaran, "Corporate Finance Theory and Practice", John Wiley & Sons, 2000
- James C., Van Home., "Financial Management and Policy", Prentice Hall of India Pvt. Ltd., New Delhi, 1980.
- Thukaram Rao M.E., "Cost and Management Accounting" New Age International, Bangalore, 2004
- Khan and Jain, "Basic financial Management & Practice", Tata McGraw Hill, New Delhi, 5th edition, 2001

**Course Articulation Matrix:**

Course Outcomes	Statement	Program Outcome															
		PO1	PO 2	PO 3	PO 4	PO 5	PO 6	PO 7	PO 8	PO 9	PO1 0	PO1 1	PO1 2	PSO 1	PSO 2	PSO3	
CO1	explain the cost accounting and cost elements	3	2	-	-	1	-	-	-	-	-	-	2	1	3	2	1
CO2	estimate cost elements involved in fabric and apparel costing	3	2	-	-	1	-	-	-	-	-	-	2	1	3	2	1
CO3	demonstrate the working capital management	3	2	-	-	1	-	-	-	-	-	-	2	1	3	2	1
CO4	develop detailed project report preparation	3	2	-	-	1	-	-	-	-	-	-	2	1	3	2	1
<b>Overall CO</b>		3	2	-	-	1	-	-	-	-	-	-	2	1	3	2	1

1, 2 and 3 are correlation levels with weightings as Slight (Low), Moderate (Medium) and Substantial (High) respectively

PROGRESS THROUGH KNOWLEDGE

**OBJECTIVES**

- To enable the students to understand the concepts of effluent treatment methods for textile industry and their management

**UNIT I CHARACTERISATION OF EFFLUENTS 9**

Characteristics of textile effluents — colour, pH, hardness TSS, TDS, COD, BOD, alkalinity, estimation of metal ions.

**UNIT II PRELIMINARY TREATMENT 9**

Effluent treatment flow chart; preliminary treatment – screening, shredding, grit removal. primary treatment – equalization, coagulation, flocculation, sedimentation.

**UNIT III SECONDARY TREATMENT AND TERTIARY TREATMENT 9**

Secondary treatment — activated sludge process; tertiary treatment - adsorption, membrane technology, radiation (uv, gamma, electron beam), electrochemical, chemical (h<sub>2</sub>O<sub>2</sub>, chlorine, Fenton's reagent), thermal, corona discharge. Marine discharge of effluent.

**UNIT IV RECYCLE AND REUSE 9**

Recycling and reuse of waste water; reject management-importance, brine reject source; thermal evaporation — mechanical vacuum recompression evaporator, multiple effect evaporators; crystallizer; sludge management.

**UNIT V EFFLUENT TREATMENT IN TEXTILE INDUSTRY 9**

Generation of textile effluents; characteristics and norms of textile effluents; zero liquid discharge (zld) in chemical processing industry, zero discharge of hazardous chemicals (zdhc); effluent treatment plants in processing units.

**TOTAL: 45 PERIODS****OUTCOMES**

Upon completion of this course the student shall be able to explain

- CO1: Characterization of effluents
- CO2: Different methods primary treatment of effluent
- CO3: Secondary and tertiary treatment of effluent
- CO4: Importance of recycling and reuse
- CO5: treatment of effluents from textile industry

**TEXTBOOKS**

- Manivasakam N, "Treatment of Textile Processing Effluents", Chemical Publishing Company, U.S.A, 2013, ISBN 978-0-82060-175-5
- Christie R M, "Environmental aspects in Textile Dyeing", Woodhead Publishing Ltd., UK, 2007, ISBN 978-1-84569-115-8

**REFERENCES**

- Karmakar S R, "Chemical Technology in the Pre-treatment Processes of Textiles", Elsevier, New York, 1999, ISBN 978-1-8044450-060-1
- Cavaco-Paulo and Gübitz G M, "Textile Processing with Enzymes", Woodhead Publishing Ltd., UK, 2003, ISBN 978-1-85573-610-8
- Peter J Hauser, "Advances in Treating Textile Effluent", InTech Publisher, Croatia, 2011, ISBN 978-9-53307-704-8
- Babu B V, "Effluent Treatment: Basics & A Case Study", Chemical Engineering Department, Birla Institute of Technology and Science (BITS), PILANI, Rajasthan, India, 2000.

**Course Articulation Matrix:**

Course Outcome s	Statement	Program Outcome														
		PO1	PO2	PO3	PO4	PO5	PO6	PO7	PO8	PO9	PO10	PO11	PO12	PSO1	PSO2	PSO3
CO1	Characterization of effluents	2	2	2	2	-	2	2	2	-	2	2	-	2	2	2
CO2	Different methods primary treatment of effluent	2	2	2	2	-	2	2	2	-	2	2	-	2	2	2
CO3	Secondary and tertiary treatment of effluent	2	2	2	2	-	2	2	2	-	2	2	-	2	2	2
CO4	Importance of recycling and reuse	2	2	2	2	-	2	2	2	-	2	2	-	2	2	2
CO5	Treatment of effluents from textile industry	2	2	2	2	-	2	3	2	-	2	2	2	2	2	2
<b>Overall CO</b>		2	2	2	2	-	2	2	2	-	2	2	-	2	2	2

1, 2 and 3 are correlation levels with weightings as Slight (Low), Moderate (Medium) and Substantial (High) respectively

PROGRESS THROUGH KNOWLEDGE

**OBJECTIVES:**

To give the students an exposure on international market for textile products, regulations with respect to export and import of textiles

**UNIT I****9**

International markets for yarns, woven fabrics; international market for cotton, silk, jute, wool and other fibres; export and import of textiles by India – current status, promotional activities

**UNIT II****9**

International markets for carpets and home textiles – product types, market potential and statistics, India - current status and promotional activities, role of export promotional councils

**UNIT III****9**

International markets for woven piece goods, knitted garments, leather garments; statistics of international apparel market and trade; export incentives, role of AEPC, CII, FIEO, Textile Committee

**UNIT IV****9**

Marketing – strategies, global brand building; logistics & SCM; role of export finances & EXIM banking, ECGC, Indian council of arbitration, FEMA; impact of foreign trade on Indian economy

**UNIT V****9**

Exim policy - customs act, acts relating to export/import of textile and apparel; Indian customs formalities - export documentation for excisable goods, import documentation, clearance of import goods; concepts - 100% export oriented units, export processing zones, special economic zones; duty drawback procedure; import/export incentives; licenses; case study

**TOTAL: 45 PERIODS****OUTCOMES:**

Upon completion of this course, the student will be able to,

CO1: Explain the international market for fibre, yarn and woven fabric

CO2: Discuss the international market for carpets and home textiles

CO3: Explain the international market for woven, knitted and leather garments

CO4: Describe the marketing strategies and export finance

CO5: Discuss the Indian EXIM policies and procedure

**TEXTBOOKS**

1. Kapoor D.C., "Export Management", Vikas Publishing House Pvt. Ltd., 2009, ISBN: 8125909397 / ISBN: 978-8125909392
2. Govindan N.S., "Indirect Taxes Made Easy", C. Sitaraman & Co., 2014, ASIN: B00HYVS32K

**REFERENCES**

1. Charles W.I. Hill., and Arun Kumar Jain., "International Business", 10th Edition, Tata McGraw Hill, 2014, ISBN: 007811277X / ISBN: 978-0078112775.
2. John D. Daniels., and Lee H. Radebaugh., "International Business", 15th Edition, Pearson Education Asia, New Delhi, 2014, ISBN: 0133457230 / ISBN: 978-0133457230.
3. Aswathappa K., "International Business", 6th Edition, Tata McGraw Hill, 2015, ISBN: 933922258X / ISBN: 978-9339222581.
4. Michael R. Czinkota., Ilkka A. Ronkainen., and Michael H. Moffet, "International Business", 8th Edition, Wiley, 2010, ISBN: 0470530650 / ISBN: 978-0470530658
5. Aravind V. Phatak., Rabi S. Bhagat., and Roger J. Kashlak., "International Management", 2nd Edition, Tata McGraw Hill, 2008, ISBN: 0073210579 / ISBN : 978-0073210575

6. OdedShenkar., and YaongLuo., "International Business",3rd Edition, Routledge, 2014, ISBN : 0415817137 / ISBN : 978-0415817134
7. Datey V.S., "Indirect Taxes", 34th Edition, Taxmann Publications, 2015, ISBN: 9350715570 /ISBN: 9789350715574





**Course Articulation Matrix:**

Course Outcomes	Statement	Program Outcome														
		PO 1	PO 2	PO 3	PO 4	PO 5	PO 6	PO7	PO8	PO9	PO10	PO11	PO1 2	PSO1	PSO2	PSO3
CO1	Explain the international market for fibre, yarn and woven fabric	2	1	1	2	1	-	-	-	-	1	-	1	2	1	-
CO2	Discuss the international market for carpets and home textiles	2	1	1	2	1	-	-	-	-	1	-	1	2	1	-
CO3	Explain the international market for woven, knitted and leather garments	2	1	1	2	1	-	-	-	-	1	-	1	2	1	-
CO4	Describe the marketing strategies and export finance	2	1	1	2	1	-	-	-	-	1	-	1	2	1	-
CO5	Discuss the Indian EXIM policies and procedure	2	1	1	2	1	-	-	-	-	1	-	1	2	1	-
<b>Overall CO</b>		2	1	1	2	1	-	-	-	-	1	-	1	2	1	-

1, 2 and 3 are correlation levels with weightings as Slight (Low), Moderate (Medium) and Substantial (High) respectively

PROGRESS THROUGH KNOWLEDGE



## REFERENCES

1. Adanur S., "Wellington Sears Handbook of Industrial Textiles", Technomic Publishing Co. Inc., 1995, ISBN:1-56676-340-1.
2. Scott.R.A., "Textiles for Protection", Wood head Publishing Limited, Cambridge, UK,2005, ISBN1-85573-921-6.
3. Saville.B.P., "Physical Testing of Textiles", Woodhead Publishing Limited, Cambridge, UK, 1999, ISBN1-85573-367-6.
4. Long.A.C., "Design and Manufacture of Textile Composites", Wood head Publishing Ltd, Cambridge, UK, 2005, ISBN1-85573-744-2.
5. Fung.W, "Coated and Laminated Textiles", Woodhead Publishing Ltd., Cambridge, UK, 2002, ISBN1-85573-576-8.
6. Anand.S.C, Kennedy.J.F, Mirafab.M and Rajendran.S., "Medical Textiles and Biomaterials for Health Care", Wood head Publishing Ltd, Cambridge, UK, 2006, ISBN1-85573-683-7.
7. Fung.W and Hardcastle, "Textiles in Automotive Engineering", Wood head Publishing Ltd., Cambridge, UK, 2001, ISBN1-85573-493-1.
8. John.N.W.M, "GeoTextile", Blackie and Sons Ltd., London, UK., 1987, ISBN0-412-1351-
9. Sarsby R.W., "Geosynthetics in civil engineering", Wood head Publishing, Cambridge, U.K., 2006, ISBN:9781855736078.



**Course Articulation Matrix:**

Course Outcomes	Statement	Program Outcome														
		PO1	PO 2	PO 3	PO 4	PO 5	PO 6	PO 7	PO 8	PO 9	PO1 0	PO1 1	PO1 2	PSO 1	PSO 2	PSO3
CO1	Discuss the application of textiles and composites in automotive textiles	3	2	3	3	2	-	-	-	-	-	-	1	3	2	3
CO2	Explain the uses of textiles in medical and hygiene applications	3	2	3	3	2	-	-	-	-	-	-	1	3	2	3
CO3	Selection of textile material and design of protective clothing and sports wear	3	2	3	3	2	-	-	-	-	-	-	1	3	2	3
CO4	Identify the textile materials and property requirements for geo textiles application	3	2	3	3	2	-	-	-	-	-	-	1	3	2	3
CO5	Review the functional requirements and properties of textile for filtration and industrial application	3	2	3	3	2	-	-	-	-	-	-	1	3	2	3
<b>Overall CO</b>		3	2	3	3	2	-	-	-	-	-	-	1	3	2	3

1, 2 and 3 are correlation levels with weightings as Slight (Low), Moderate (Medium) and Substantial (High) respectively

PROGRESS THROUGH KNOWLEDGE

**OBJECTIVES:**

- To enable the students, understand the different types of biomaterials and biomedical application of different textile structures

**UNIT I MATERIALS AND MANUFACTURING METHOD 13**

Metals, ceramics, polymers used for bio medical applications – manufacture, features and limitations; super absorbent polymers, cell- biomaterial interaction

**UNIT II NON-IMPLANTABLE TEXTILES 9**

Non-implantable materials: wound dressing- requirements of wound dressing, types, properties and applications; bandages - types, evaluation and applications application of nanotechnology

**UNIT III IMPLANTABLE TEXTILES 9**

Implantable biomedical devices: vascular grafts, sutures - types, properties and applications; extra-corporeal devices; scaffolds for tissue engineering: development and characterization application of nanotechnology

**UNIT IV HEALTHCARE TEXTILE 9**

Healthcare and hygiene products: surgical gowns, masks, respirators, wipes, napkins, antibacterial, anti odour textiles application of nanotechnology

**UNIT V QUALITY EVALUTION 5**

Standards; safety, legal and ethical issues involved in conducting trials with medical textile materials; disposal of medical textile products

**TOTAL: 45 PERIODS****OUTCOMES:**

Upon completion of this course, the student will be able to,

CO1: Explain different types of materials used for biomedical applications

CO2: Elaborate functional requirements, types and evaluation of wound dressings and bandages

CO3: Discuss the functional requirements and characterization of vascular grafts, sutures and scaffolds for tissue engineering applications

CO4: Explain the textile material used for hygiene and health care applications

CO5: Describe the Standards for testing, safety and ethical issues related to medical textiles

**TEXTBOOKS**

- Allison Mathews., and Martin Hardingham., “Medical and Hygiene Textile Production - A Hand Book”, Intermediate Technology Publications, 1994, ISBN: 1853392111 | ISBN-13: 9781853392115
- Anand S.C., Kennedy J.F.,Miraftab M., and Rajendran S., “Medical Textiles and Biomaterials for Health Care”, Wood head Publishing Ltd., 2006, ISBN: 0849317800 | ISBN-13: 9780849317804

**REFERENCES**

- Joon B. Park., and Joseph D. Bronzino., “Biomaterials – Principles and Applications”, CRC Press, Boca Raton London, New York, Washington, D.C. 2002, ISBN: 0849314917 | ISBN-13: 9780849314919
- Anand S., “Medical Textiles”, Textile Institute, 1996, ISBN: 185573317X
- Horrocks A.R., and Anand S.C., “Technical Textiles”, Textile Institute, 1999,ISBN:185573317X
4. Adanur S., “Wellington Sears Handbook of Industrial Textiles”,Technomic Publishing Co. Inc.,LancasterPennsylvania, 1995, ISBN 1-56676-340-1
- Michael Szycher., and Steven James Lee., “Modern Wound Dressing: A Systematic Approach to Wound Healing”, Journal of Biomaterials Applications.

**Course Articulation Matrix:**

Course Outcomes	Statement	Program Outcome														
		PO 1	PO 2	PO 3	PO 4	PO 5	PO 6	PO 7	PO 8	PO 9	PO1 0	PO1 1	PO1 2	PSO 1	PSO 2	PSO3
CO1	Explain different types of materials used for biomedical applications	3	2	3	3	2	1	-	-	-	-	-	2	3	2	3
CO2	Elaborate functional requirements, types and evaluation of wound dressings and bandages	3	2	3	3	2	1	-	-	-	-	-	2	3	2	3
CO3	Discuss the functional requirements and characterization of vascular grafts, sutures and scaffolds for tissue engineering applications	3	2	3	3	2	1	-	-	-	-	-	2	3	2	3
CO4	Explain the textile material used for hygiene and health care applications	3	2	3	3	2	1	-	-	-	-	-	2	3	2	3
CO5	Describe the Standards for testing, safety and ethical issues related to medical textiles	3	2	3	3	2	1	-	-	-	-	-	2	3	2	3
<b>Overall CO</b>		3	2	3	3	2	1	-	-	-	-	-	2	3	2	3

1, 2 and 3 are correlation levels with weightings as Slight (Low), Moderate (Medium) and Substantial (High) respectively

PROGRESS THROUGH KNOWLEDGE

**COURSE OBJECTIVES**

To enable the students to learn about

- Various kinds of materials used as home textiles
- Recent developments in home furnishing, floor covering and other home textile products
- Finishes and Evaluation required for home textiles.

**UNIT I INTRODUCTION****5**

Concepts of Home textiles and its market scenario, consumer expectation from home textiles; fibers and fabrics used - Woven, nonwoven and knits; manufacturing concepts- damask, brocade, organdie, chiffon, oxford, tapestry

**UNIT II HOME FURNISHING****13**

Living room furnishings – types, fabric selection and design concepts; bed room furnishings- types, fabric selection and design concepts; advances in the production of different types of bed linen, bed sheets, blankets, blanket covers, comforts, comfort covers, bed spreads, mattress and mattress covers, pads, pillows; kitchen furnishing - fabric selection and finishing for dish cloth, hand towels, aprons, mittens and runners

**UNIT III FLOOR COVERING AND DRAPES****13**

Recent developments in manufacturing of floor coverings - hard floor coverings, resilient floor coverings; soft floor coverings – carpets and rugs, laying procedure, maintenance and care; cushion and pads; factors affecting the selection of floor covering; advances in home decoration -draperies – choice of fabrics ,curtains, finishing of draperies- tucks and pleats; types of drapery rods, hooks, tape rings and pins.

**UNIT IV FINISHES USED IN HOME TEXTILES****9**

Introduction, thermal draperies, protection against unpleasant odour, antimicrobial finish, moisture management finish, flame retardant finish, towel finishing;sensory perception technology; insect and mite repellent finish, antistatic finish; temperature regulated beddings

**UNIT V EVALUATION OF HOME TEXTILES****5**

Test methods - towels, rugs; flammability standards for curtains, test methods for pot holders and woven mittens; labelling and care instructions of home textiles

**TOTAL: 45 PERIODS****OUTCOMES:**

Upon completion of this course, the student shall be able to understand

- CO 1 - Different types of materials used as home textiles
- CO 2 - Selection of fabric and design for living room, bed room and kitchen furnishings
- CO 3 - Selection of floor coverings and draperies
- CO 4 - Finishes used for various home textile products
- CO 5 - Evaluation of home textile products

**TEXTBOOKS:**

1. AlexanderN.G., “Designing Interior Environment”, Mas Court Brace Covanorich, Newyork, 1972 67
2. DonserkeryK.G., “Interior Decoration in India”, D.B.Taraporeval Sons and Co. Pvt. Ltd., 1979, ISBN: 0906216338 | ISBN-13: 9780906216330

**REFERENCES:**

1. Wingate J. F., and Mohler I. B., “Textile Fabrics& Their Selection”, Prentice Hall Inc., New York, 1984,ISBN: 0139128654 | ISBN-13: 9780139128653

2. Subra Das, "Performance of home textiles", Woodhead Publishing India Pvt.Ltd., 2010, ISBN: 0857090070 | ISBN-13: 9780857090072
3. Rowe T., "Interior Textiles Design and Developments", Woodhead Publishing India Pvt.Ltd., 2009, ISBN: 1845693515 | ISBN-13: 9781845693510
4. Schindler W. D., and Hauser P. J., "Chemical finishing of textiles", Woodhead Publishing, England, 2004, ISBN: 1855739054 | ISBN-13: 9781855739055





**Course Articulation Matrix:**

Course Outcomes	Statement	Program Outcome														
		PO 1	PO 2	PO 3	PO 4	PO 5	PO 6	PO 7	PO 8	PO 9	PO 10	PO 11	PO 12	PSO 1	PSO 2	PSO 3
CO1	Different types of materials used as home textiles	1	-	2	-	-	2	2	-	-	2	2	-	1	1	3
CO2	Selection of fabric and design for living room, bed room and kitchen furnishings	1	-	2	-	-	2	2	-	-	2	2	-	1	1	3
CO3	Selection of floor coverings and draperies	1	1	2	-	-	2	2	-	-	2	2	-	1	1	3
CO4	Finishes used for various home textile products	1	1	2	-	-	2	2	-	-	2	2	-	1	1	3
CO5	Evaluation of home textile products	1	2	2	-	-	2	2	-	-	2	2	-	1	1	3
<b>Overall CO</b>		1	1	2	-	-	2	2	-	-	2	2	-	1	1	3

1, 2 and 3 are correlation levels with weightings as Slight (Low), Moderate (Medium) and Substantial (High) respectively

PROGRESS THROUGH KNOWLEDGE

**OBJECTIVES:**

- To enable the students, understand the concept and construction of smart fabrics, intelligent textiles and interactive garments

**UNIT I****13**

An overview on smart textiles, electrically active polymers materials- application of non-ionic polymer gel and elastomers for artificial muscles; heat storage and thermo regulated textiles and clothing, thermally sensitive materials, cross – linked polymers of fibre substrates as multifunctional and multi-use intelligent material; mechanical properties of fibre Bragg gratings, optical responses of FBG (Fibre Bragg grating) sensors under deformation; smart textile composites integrated with optic sensors

**UNIT II****9**

Adaptive and responsive textile structures, bio-processing for smart textiles and clothing, tailor made intelligent polymers for biomedical application

**UNIT III****9**

Smart fabrics – passive, active, very smart; classification of smart materials, concept of wearable computing, basic structure of fabric used for integrating different electronic sensors

**UNIT IV****14**

Smart interactive garments for combat training, hospital and patient care; smart garments in sports and fitness activities; smart garments for children; smart home textiles

**TOTAL: 45 PERIODS****OUTCOMES:**

Upon completion of this course, the student will be able to,

CO1: Discuss the requirement of polymers and their properties used in smart textiles

CO2: Explain the polymers and textiles for biomedical applications

CO3: Explain the smart materials, fabrics and different electronic sensors

CO4: Describe the application of smart textiles

**TEXTBOOKS**

1. Sanjay Gupta., “Smart Textiles their Production and Marketing Strategies”, NIFT, New Delhi, 2000.
2. William C. Smith., “Smart Textile Coating and Laminates”, Wood Head Publishing Series in Textiles, UK, 2010, ISBN 978-1-84569-379-4.

**REFERENCES**

1. Tao X. M., “Smart Fibers, Fabrics and Clothing Fundamentals and Application”, Wood Head Publishing Ltd., October 2001, ISBN 1 855735466.
2. Mc Cann J. and Bryson D., “Smart Clothes and Wearable Technology”, Wood Head Publishing Series in Textiles, UK, 2010, ISBN-10: 1845693574

**Course Articulation Matrix:**

Course Outcomes	Statement	Program Outcome														
		PO1	PO 2	PO3	PO 4	PO 5	PO6	PO7	PO 8	PO 9	PO1 0	PO1 1	PO1 2	PSO 1	PSO 2	PSO3
CO1	Discuss the requirement of polymers and their properties used in smart textiles	3	2	2	2	-	-	-	-	-	-	-	1	3	1	2
CO2	Explain the polymers and textiles for biomedical applications	3	2	2	2	-	-	-	-	-	-	-	1	3	1	2
CO3	Explain the smart materials, fabrics and different electronic sensors	3	2	2	2	-	-	-	-	-	-	-	1	3	1	2
CO4	Describe the application of smart textiles	3	2	2	2	-	-	-	-	-	-	-	1	3	1	2
<b>Overall CO</b>		3	2	2	2	-	-	-	-	-	-	-	1	3	1	2

1, 2 and 3 are correlation levels with weightings as Slight (Low), Moderate (Medium) and Substantial (High) respectively

PROGRESS THROUGH KNOWLEDGE

**OBJECTIVES:**

- To enable the students, understand the selection of fibre, yarn, fabric and design of garments for different protective applications

**UNIT I FIBRES, YARNS AND FABRICS FOR PROTECTIVE FABRICS 13**

Characteristic requirements of fibre, yarn and fabric for flame proof, heat resistant, ballistic resistance, electrical conduction, bacterial protection, radiation protection and radiation contamination protection

**UNIT II CHEMICAL FINISHES FOR PROTECTIVE FABRICS 5**

Mechanism, chemistry, materials and methods - Flame retardant, Liquid repellent, Antistatic, Antibacterial, UV protection and mite protection finishes

**UNIT III PROTECTIVE FABRICS IN DIFFERENT APPLICATIONS 9**

Protective fabrics used in the medical field and in hygiene; military combat clothing; protective fabrics against biological and chemical warfare; textiles for high visibility; antigavity suit

**UNIT IV PROTECTIVE GARMENT CONSTRUCTION 9**

Garment construction - method of construction of garments according to various protective end uses; use of accessories for protective garment; ergonomics of protective clothing

**UNIT V EVALUATION OF PROTECTIVE TEXTILES 9**

Standards and test method for protective fabric performance - flame retardant finishes, liquid repellent finishes, antistatic, liquid repellent, antibacterial, UV protection, mite protection; manikins-thermal manikins, segmented thermal manikins; evaporative resistance measurement-moisture permeability index, skin model; concept of dynamic manikins; permeation resistance test-index of penetration and index of repellency; liquid tight integrity and gas tight integrity

**TOTAL: 45 PERIODS****OUTCOMES:**

Upon completion of this course, the student will be able to,

- CO1: Explain the functional requirement of fibres, yarns and fabrics for different protective applications
- CO2: Explain the mechanism, materials and method of application of chemical finishes for protective textiles
- CO3: Explain the protective fabrics used for different applications
- CO4: Elaborate the construction of protective garments
- CO5: Explain the evaluation of protective textiles

**TEXTBOOKS**

- Adanur S., "Wellington Sears Handbook of Industrial Textiles", Technomic Publishing Co. Inc., 1995, ISBN : 1 – 56676 – 340 – 1.
- Pushpa Bajaj., and Sengupta A.K., "Protective Clothing", The Textile Institute, 1992, ISBN:1-870812– 44-1.

**REFERENCES**

- Chellamani K. P., and Chattopadhyay D., "Yarns and Technical Textiles", SITRA, 1999.
2. Scott R.A., "Textiles for Protection", Wood head Publishing Limited, Cambridge, UK, ISBN :1-85573-921-6, 2005.
3. Saville.B.P., "Physical Testing of Textiles", Wood head Publishing Limited, Cambridge, UK, ISBN :1-85573-367-6, 1999.
4. Fan Q., "Chemical Testing of Textiles", Wood head Publishing Limited, Cambridge, UK, ISBN :1-85573-917-8, 2005.

**Course Articulation Matrix:**

Course Outcomes	Statement	Program Outcome														
		PO1	PO 2	PO 3	PO 4	PO 5	PO 6	PO 7	PO 8	PO 9	PO1 0	PO1 1	PO1 2	PSO 1	PSO 2	PSO3
CO1	Explain the functional requirement of fibres, yarns and fabrics for different protective applications	3	2	2	2	-	-	-	-	-	-	-	1	3	1	2
CO2	Explain the mechanism, materials and method of application of chemical finishes for protective textiles	3	2	2	2	-	-	-	-	-	-	-	1	3	1	2
CO3	Explain the protective fabrics used for different applications	3	2	2	2	-	-	-	-	-	-	-	1	3	1	2
CO4	Elaborate the construction of protective garments	3	2	2	2	-	-	-	-	-	-	-	1	3	1	2
CO5	Explain the evaluation of protective textiles	3	2	2	2	-	-	-	-	-	-	-	1	3	1	2
<b>Overall CO</b>		3	2	2	2	-	-	-	-	-	-	-	1	3	1	2

1, 2 and 3 are correlation levels with weightings as Slight (Low), Moderate (Medium) and Substantial (High) respectively

PROGRESS THROUGH KNOWLEDGE

**OBJECTIVES:**

- To enable the students to understand need for coating of textiles, different methods of coating of textile fabrics

**UNIT I MATERIALS****9**

Rubber-natural and synthetic, polyvinyl chloride, polyurethanes, acrylic polymers; adhesive treatment, radiation- cured coatings; materials and trends; textile fibres-spinning, woven fabrics, knitted fabrics, nonwoven fabrics

**UNIT II PROPERTIES****9**

Rheological behavior of fluids; rheology of plastisol's; hydrodynamic analysis of coating; clothing comfort, impermeable coating, breathable fabrics

**UNIT III COATING METHODS****9**

Coating features, methods of coating- knife coating, roll coating, dip coating, transfer coating, rotary screen printing, calendaring, hot-melt coating; general characteristics- tensile strength, elongation, adhesion, tear resistance, weathering behavior, microbiological degradation, yellowing

**UNIT IV PRODUCTS****9**

Synthetic leather, architectural textiles, fluid containers, tarpaulins, automotive air bag fabrics, carpet backing; textile foam laminates for automotive interiors; flocking fabrics for chemical protection; thermochromic fabrics, temperature adaptable fabrics, camouflage nets metal and conducting polymer, coated fabrics

**UNIT V EVALUATION****9**

Test methods for coated fabrics; environmental norms for the chemicals used in coating industry.

**TOTAL: 45 PERIODS****OUTCOMES:**

Upon completion of this course, the student will be able to,

- CO1: Explain the polymers and fabrics used for coating  
 CO2: Discuss the property requirements of coated textiles  
 CO3: Classify methods of coating of textiles  
 CO4: Elaborate the applications of coated fabrics  
 CO5: Evaluate of coated fabrics

**TEXTBOOKS**

- Fung. W., "Coated and Laminated Textiles"., Wood head Publishing Limited., Cambridge., 2002., ISBN: 1 85573 576 8
- Ghosh. S. K., "Functional Coatings"., Wiley-VCH Verlag, GmbH & Co. KGaA, Weinheim, 2006, ISBN:3- 527-31296-X

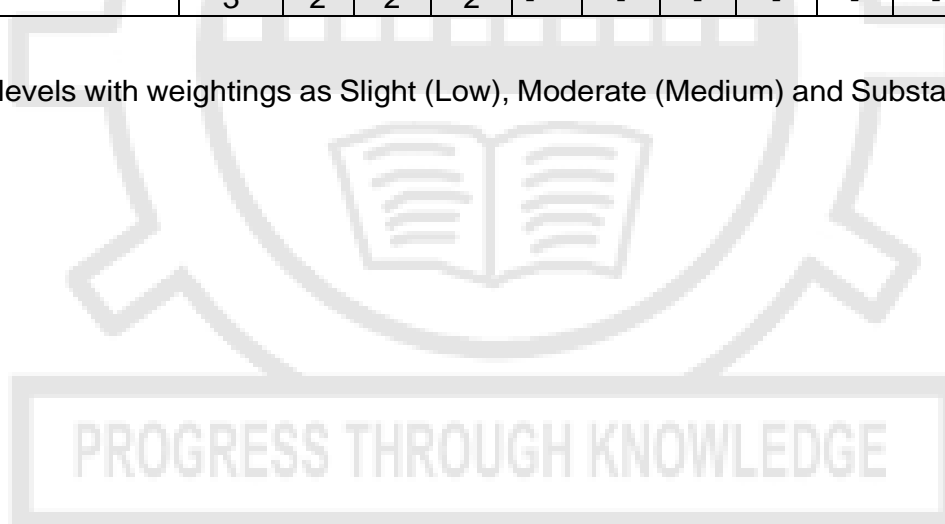
**REFERENCES**

- GuneuAkovali., Diveswar Banerjee., Sen A. K., and Dipak K. Setua., "Advances in polymer coated textiles", SmithersRapra, 2012
- Ashish Kumar Sen., "Coated Textiles: Principles and Application",
- Technomic Publication, U.S.A.,2007, ISBN: 1420053450 | ISBN-13: 9781420053456
- Mary Jo Waters., "Laboratory Methods for Evaluating Protective Clothing System Against Chemical Agents", Report no. CRDC-SP 84010, CRDC, Aberdeen Proving Ground, MD, U.S.A, 1984

**Course Articulation Matrix:**

Course Outcomes	Statement	Program Outcome														
		PO1	PO 2	PO 3	PO 4	PO 5	PO 6	PO 7	PO 8	PO 9	PO1 0	PO1 1	PO1 2	PSO 1	PSO 2	PSO3
CO1	Explain the polymers, fibre spinning and fabrics used for coating	3	2	2	2	-	-	-	-	-	-	-	1	3	1	3
CO2	Discuss the rheology of coated polymers	3	2	2	2	-	-	-	-	-	-	-	1	3	1	3
CO3	Classify coating methods of textiles	3	2	2	2	-	-	-	-	-	-	-	1	3	1	3
CO4	Elaborate the application of coated fabrics	3	2	2	2	-	-	-	-	-	-	-	1	3	1	3
CO5	Evaluation of coated fabrics	3	2	2	2	-	-	-	-	-	-	-	1	3	1	3
<b>Overall CO</b>		3	2	2	2	-	-	-	-	-	-	-	1	3	1	3

1, 2 and 3 are correlation levels with weightings as Slight (Low), Moderate (Medium) and Substantial (High) respectively



## Fundamentals of Textile Structures

CTT333

**CHARACTERIZATION OF TEXTILE POLYMERS**

**L T P C  
3 0 0 3**

### **OBJECTIVES:**

To enable the students to learn about

- Molecular structure of the fibres.
- Characterization of fibres for physical and chemical properties.

### **UNIT I MOLECULAR WEIGHT**

**9**

Polymer solution thermo dynamics; molecular weight and molecular dimensions by end group analysis, osmometry, light scattering, viscometry, gel permeation chromatography

### **UNIT II MOLECULAR STRUCTURE**

**9**

Infrared, NMR, UV-visible Raman and mass spectroscopy

### **UNIT III THERMAL PROPERTIES**

**9**

Thermal properties by differential scanning calorimetry, differential thermal analysis, thermo gravimetry, thermo-mechanical analyzer, dynamic mechanical and di-electric analysis

### **UNIT IV CHROMATOGRAPHIC TECHNIQUES**

**9**

Chromatographic techniques – adsorption chromatography – TLC, GC, LC – HPLC, GPC – hyphenated techniques

### **UNIT V OTHER METHODS**

**9**

Optical and electron microscopy; SEM, TEM, X-ray scattering from polymers, birefringence, crystallinity by density measurements

**TOTAL: 45 PERIODS**

### **OUTCOMES:**

Upon completion of this course, the student will be able to

CO1: Explain the molecular weight of the polymers and its measurement.

CO2: Explain the molecular structure of the polymers.

CO3: Explain the measurement and analysis of thermal properties of different polymers.

CO4: Describe the characterization of textile polymers using chromatographic techniques.

CO5: Explain the characterization of textile polymers for morphology and crystallinity.

### **TEXT BOOKS**

1. Sperling L.H., "Introduction to Physical Polymer Science", Wiley India Private Limited, 2005, ISBN: 047170606X | ISBN-13: 9780471706069
2. Campell D., and White J.R., "Polymer characterization, Physical Techniques", Chapman & Hall, 1989, ISBN: 0412271605 | ISBN-13: 9780412271601

### **REFERENCES**

1. Gupta V.B., and Kothari V.K., "Man Made Fibre Production", Chapman and Hall, 1985.
2. Bill Mayer., "Textbooks of Polymer Science", 3rd ed., Wiley India Private Limited, 2007, ISBN: 8126511109 | ISBN-13: 9788126511105
3. Stamm M., "Polymer Surfaces and Interfaces", Springer 1st Ed., 2010, ISBN: 3642093116 | ISBN-13: 9783642093111.



**Course Articulation Matrix:**

Course Outcomes	Statement	Program Outcome														
		PO1	PO 2	PO 3	PO 4	PO 5	PO 6	PO 7	PO 8	PO 9	PO1 0	PO1 1	PO1 2	PSO 1	PSO 2	PSO3
CO1	Explain the molecular weight of the polymers and its measurement.	3	-	-	2	1	-	-	-	-	-	-	1	3	1	1
CO2	Explain the molecular structure of the polymers.	3	-	-	2	1	-	-	-	-	-	-	1	3	1	1
CO3	Explain the measurement and analysis of thermal properties of different polymers.	3	-	-	2	1	-	-	-	-	-	-	1	3	1	1
CO4	Describe the characterization of textile polymers using chromatographic techniques.	3	-	-	2	1	-	-	-	-	-	-	1	3	1	1
CO5	Explain the characterization of textile polymers for morphology and crystallinity.	3	-	-	2	1	-	-	-	-	-	-	1	3	1	1
<b>Overall CO</b>		3	-	-	2	1	-	-	-	-	-	-	1	3	1	1

1, 2 and 3 are correlation levels with weightings as Slight (Low), Moderate (Medium) and Substantial (High) respectively

PROGRESS THROUGH KNOWLEDGE

**OBJECTIVES:**

To enable the students to learn about the

- Important characteristics of the fabric responsible for its comfort properties.
- Different phenomena which take place in the fabric related to the comfort properties of the fabric.

**UNIT I INTRODUCTION TO CLOTHING COMFORT 9**

Comfort – types and definition; human clothing system, comfort perception and preferences

**UNIT II PSYCHOLOGY AND NEURO PHYSIOLOGICAL COMFORT 9**

Psychological comfort; neuro-physiological comfort-basis of sensory perceptions; measurement techniques - mechanical stimuli and thermal stimuli

**UNIT III THERMO PHYSIOLOGICAL COMFORT 9**

Thermo physiological comfort – thermoregulatory mechanisms of the human body, role of clothing on thermal regulations

**UNIT IV MOISTURE TRANSMISSION 9**

Heat and moisture transfer – moisture exchange, wearer's temperature regulations, effect of physical properties of fibres, behaviour of different types of fabrics

**UNIT V FABRICS TACTILE AND MECHANICAL PROPERTIES 9**

Fabric tactile and mechanical properties - fabric prickliness, itchiness, stiffness, softness, smoothness, roughness, and scratchiness; predictability of clothing comfort performance

**TOTAL: 45 PERIODS**

**OUTCOMES:**

Upon completion of this course, the student will be able to

CO1: Explain the criteria for comfort of fabrics.

CO2: Discuss the psychological and physiological comfort with respect to clothing.

CO3: Describe the thermo physiological comfort of clothing.

CO4: Analyse the behaviour of different fabrics in relation to heat and moisture transfer.

CO5: Describe the properties of fabric with respect to comfort to the wearer.

**TEXTBOOKS**

1. Hassan M. Behery., "Effect of Mechanical and Physical Properties on Fabric Hand", Wood head Publishing Ltd.,2005, ISBN: 1855739186 | ISBN-13: 9781855739185
2. Li Y., "The Science of Clothing Comfort", Textile Progress 31:1-2, Taylor and Francis, UK, 2001, ISBN: 1870372247 | ISBN-13: 9781870372244

**REFERENCES**

1. Laing R.M., and Sleivert G.G., "Clothing, Textile and Human Performance" Textile Progress 32:2, The Textile Institute, 2002, ISBN: 1870372514 | ISBN-13: 9781870372510.
2. ApurbaDas.,andAlagirusamy R., "Science in clothing comfort", Wood head Publishing India Pvt. Ltd., India, 2010, ISBN: 1845697898 | ISBN-13: 9781845697891
3. Guowen Song., "Improving comfort in clothing", Wood head Publishing Ltd., UK, 2011, ISBN: 1845695399 | ISBN-13: 9781845695392
4. Ukponmwan J.O., "The Thermal-insulation Properties of Fabrics", Textile Progress 24:4, 1-54, Taylor and Francis, UK, 1993, ISBN: 1870812654 | ISBN-13: 9781870812658

**Course Articulation Matrix:**

Course Outcomes	Statement	Program Outcome														
		PO1	PO 2	PO 3	PO 4	PO 5	PO 6	PO 7	PO 8	PO 9	PO1 0	PO1 1	PO1 2	PSO 1	PSO 2	PSO3
CO1	Explain the criteria for comfort of fabrics.	3	2	2	2	1	-	-	-	-	-	-	2	3	2	3
CO2	Discuss the psychological and physiological comfort with respect to clothing.	3	2	2	2	1	-	-	-	-	-	-	2	3	2	3
CO3	Describe the thermo physiological comfort requirements of human and the role of clothing.	3	2	2	2	1	-	-	-	-	-	-	2	3	2	3
CO4	Analyse the behaviour of different fabric in relation to heat and moisture transfer.	3	2	2	2	1	-	-	-	-	-	-	2	3	2	3
CO5	Describe the low stress mechanical properties of fabric with respect to comfort to the wearer	3	2	2	2	1	-	-	-	-	-	-	2	3	2	3
<b>Overall CO</b>		3	2	2	2	1	-	-	-	-	-	-	2	3	2	3

1, 2 and 3 are correlation levels with weightings as Slight (Low), Moderate (Medium) and Substantial (High) respectively

PROGRESS THROUGH KNOWLEDGE

**OBJECTIVES:**

To enable the students to learn about

- Reinforcements, matrices used for the composites and techniques for making composites
- Manufacture and testing of composites and application of composites

**UNIT I INTRODUCTION 9**

Fibre reinforced polymers materials, properties; resins - thermoset and thermo plastics, additives release agents; composite material classification and its properties; reinforcement – matrix interface wettability

**UNIT II PREPREGS AND PREFORMS 9**

Introduction; manufacturing techniques, property requirements; textile preforms - weaving, knitting and braiding; geometrical aspects- fibre orientation, volume fraction, weight fraction and voids.

**UNIT III TECHNIQUES FOR MANUFACTURE OF COMPOSITES 13**

Introduction, manufacturing processes – open mould process, closed mould process and continuous process; metal matrix composites, ceramic matrix composites – types, importance and processing

**UNIT IV MECHANICAL PROPERTIES OF TEXTILE COMPOSITES 9**

Testing of reinforced plastics – tensile, flexural, impact, interlaminar shear and compression properties

**UNIT V APPLICATION OF POLYMER COMPOSITES 5**

Composites - application in aerospace, construction industry, and sports products; electrical, polymer composite for biomedical and vibration damping

**TOTAL: 45 PERIODS****OUTCOMES:**

Upon completion of this course the student will be able to

CO1: Discuss the basics of composites.

CO2: Explain about the preforms, pre-pegs and their geometrical aspects.

CO3: Describe the different methods of composite making.

CO4: Explain the evaluation of characteristics of composites.

CO5: Select different types of composites for different applications.

**TEXTBOOKS**

1. Leonard Hollaway, "Handbook of Polymer Composites for Engineering", Wood head Publishing limited, 2007.
2. Long A C, "Design and Manufacture of Textile Composites", Wood head Publishing limited, 2005

**REFERENCES**

1. White J R, and De S K, "Short Fiber-Polymer Composites", Wood head Publishing limited, 1996.
2. George Lubin, "Handbook of Fiberglass and Advanced Plastics Composites", Van No strand Reinhold Company, New York, 1969.

**Course Articulation Matrix:**

Course Outcomes	Statement	Program Outcome														
		PO1	PO 2	PO 3	PO 4	PO 5	PO 6	PO 7	PO 8	PO 9	PO1 0	PO1 1	PO1 2	PSO 1	PSO 2	PSO3
CO1	Discuss the basics of composites.	3	2	3	1	1	-	1	-	-	-	-	2	3	2	2
CO2	Explain about the preforms, pre-pegs and their geometrical aspects.	3	2	3	1	1	-	1	-	-	-	-	2	3	2	2
CO3	Describe the different methods of composite making.	3	2	3	1	1	-	1	-	-	-	-	2	3	2	2
CO4	Explain the evaluation of characteristics of composites.	3	2	3	1	1	-	1	-	-	-	-	2	3	2	2
CO5	Select different types of composites for different applications.	3	2	3	1	1	-	1	-	-	-	-	2	3	2	2
<b>Overall CO</b>		3	2	3	1	1	-	1	-	-	-	-	2	3	2	2

1, 2 and 3 are correlation levels with weightings as Slight (Low), Moderate (Medium) and Substantial (High) respectively

PROGRESS THROUGH KNOWLEDGE

**OBJECTIVES:**

To enable the students to learn about

- Various high performance fibres which are used as technical textiles
- Production of high performance fibres

**UNIT I LINEAR POLYMER FIBRES****9**

Aramid fibres - polymer preparation, spinning, structure and properties and applications; polyethylene fibres—manufacture, fibre characteristics, properties, yarn and fabric processing and applications

**UNIT II CARBON FIBRE****9**

Manufacture of PAN-based, pitch-based carbon fibres - physical properties and applications

**UNIT III GLASS AND CERAMIC FIBRES****9**

Glass fibres - fibre manufacture, properties; glass-fibre composites and other applications; manufacture of ceramic fibres, siliconcarbide-based fibres, other non-oxide fibres, alumina-based fibres, other polycrystalline oxide fibres, single-crystal oxide fibres

**UNIT IV CHEMICAL AND THERMAL RESISTANCE FIBRES****12**

Chlorinated fibres, fluorinated fibres, polyetherketones, polyphenylenesulphide, polyetherimide - properties and applications; thermo plastic and thermoset polymers, aromatic polyamides and polyaramids, semi carbonfibres, polybenzimidazole

**UNIT V SPECIALITY FIBRES****6**

Specialty fibres - hollow and profile fibres; blended and bi-component fibres; super absorbent fibres

**TOTAL: 45 PERIODS****OUTCOMES:**

Upon completion of this course, the student will be able to,

CO1: Explain the polymer preparation, properties and application

CO2: Elaborate the manufacturing, properties and application of Carbon fibres

CO3: Discuss the manufacturing, properties and application of glass and ceramic fibres

CO4: Explain the chemical and thermal resistance fibres

CO5: Discuss the application of hollow fibres, bi – component and super absorbent fibres

**TEXTBOOKS**

1. Kothari V.K., “Textile Fibres :Development and Innovations”, Progress in Textiles,Vol.2,IAFL Publications,2000
2. John W. S. Hearle., “High Performance Fibres”, Wood head Publishing Ltd., Cambridge, England, 2001, ISBN: 084931304X | ISBN-13:9780849313042

**REFERENCES**

1. Peebles L.H., “Carbon Fibres”, CRC Press, London,1995 Hongu T., and Phillips G.O., “New Fibres”, 2nd Edition, Wood head Publishing Ltd., England, 1997, ISBN: 185573334X / ISBN:978-1855733343

**Course Articulation Matrix:**

Course Outcomes	Statement	Program Outcome														
		PO1	PO 2	PO 3	PO 4	PO 5	PO 6	PO 7	PO 8	PO 9	PO1 0	PO1 1	PO1 2	PSO 1	PSO 2	PSO3
CO1	Explain the polymer preparation, properties and application	3	2	2	2	1	-	-	-	-	-	-	1	3	2	3
CO2	Elaborate the manufacturing, properties and application of Carbon fibres	3	2	2	2	1	-	-	-	-	-	-	1	3	2	3
CO3	Discuss the manufacturing, properties and application of glass and ceramic fibres	3	2	2	2	1	-	-	-	-	-	-	1	3	2	3
CO4	Explain the chemical and thermal resistance fibres	3	2	2	2	1	-	-	-	-	-	-	1	3	2	3
CO5	Discuss the application of hollow fibres, bi – component and super absorbent fibres	3	2	2	2	1	-	-	-	-	-	-	1	3	2	3
<b>Overall CO</b>		3	2	2	2	1	-	-	-	-	-	-	1	3	2	3

1, 2 and 3 are correlation levels with weightings as Slight (Low), Moderate (Medium) and Substantial (High) respectively

PROGRESS THROUGH KNOWLEDGE

**OBJECTIVES:**

To enable the students to

- learn about the functional and technical textiles testing.

**UNIT I TESTING OF MEDICAL TEXTILES 9**

Testing of characteristics - bandages, sutures, wound dressings, masks, respirators, coveralls; standards

**UNIT II TESTING OF FIRE AND COLD PROTECTIVE TEXTILES 9**

Testing of Transmission characteristics Moisture transmission (Vapour form and Liquid form) Thermal transmission, testing of extreme heat, fire and cold protective clothings; standards

**UNIT III TESTING OF GEO AND AUTO MOTIVE TEXTILES 9**

Testing of geotextiles materials- , testing of agro textilematerials, testing of automotive textile materials; standards

**UNIT IV TESTING OF COMPOSITES AND SPORTS WEARS 9**

Testing of fibre reinforced composites, testing of electromagnetic shielding textiles, testing of active sports wears, testing of packaging materials; standards

**UNIT V TESTING OF BALLISTIC AND UV PROTECTIVE TEXTILES 9**

Testing of ballistic protective textiles, testing of UV protective textiles, testing of chemical protective textiles; standards

**TOTAL: 45 PERIODS****OUTCOMES:**

Upon completion of the course the student will be able to explain testing of

CO1: medical textile materials

CO2: thermal transmission, extreme heat and cold protective textiles.

CO3: geotextiles, automove textiles and agro textiles.

CO4: reinforced composites, electromagnetic shielding textiles, sports and packing materials.

CO5: ballistic, UV, chemical protective textiles

**TEXT BOOKS:**

1. Horrocks, A. Richard, and Subhash C. Anand, eds. "Handbook of technical textiles", Elsevier, 2000.
2. Adanur, Sabit. Wellington Sears., "Handbook of industrial textiles", Routledge, 2017.
3. K. Slater, "Comfort Properties of Textiles", Textile Progress, Vol. 9, No. 4, 1977.

**REFERENCES:**

1. B. P. Saville, "Physical Testing of Textiles," 1999, Woodhead Publishing Ltd., U. K.
2. J. E. Booth, "Principles of Textile Testing" 1961, Heywood Books, London
3. Das, Apurba, and R. Alagirusamy, "Science in clothing comfort, "Woodhead Publishing India Pvt Limited, 2010.
4. K. Slater, "The Thermal Behaviour of Textiles", Textile Progress, Vol. 8, No. 3, 1976.
5. McKenna, Henry A., John WS Hearle, and Nick O'Hear, "Handbook of fibre rope technology," Vol. 34. Woodhead publishing, 2004.



**Course Articulation Matrix:**

Course Outcomes	Statement	Program Outcome														
		PO1	PO 2	PO 3	PO 4	PO 5	PO 6	PO 7	PO 8	PO 9	PO1 0	PO1 1	PO1 2	PSO 1	PSO 2	PSO3
CO1	medical textile materials	3	2	2	3	2	-	1	-	-	-	-	1	3	1	2
CO2	Thermal transmission, extreme heat and cold protective textiles.	3	2	2	3	2	-	1	-	-	-	-	1	3	1	2
CO3	geotextiles, automove textiles and agro textiles.	3	2	2	3	2	-	1	-	-	-	-	1	3	1	2
CO4	reinforced composites, electromagnetic shielding textiles, sports and packing materials.	3	2	2	3	2	-	1	-	-	-	-	1	3	1	2
CO5	ballistic, UV, chemical protective textiles	3	2	2	3	2	-	1	-	-	-	-	1	3	1	2
<b>Overall CO</b>		3	2	2	3	2	-	1	-	-	-	-	1	3	1	2

1, 2 and 3 are correlation levels with weightings as Slight (Low), Moderate (Medium) and Substantial (High) respectively

PROGRESS THROUGH KNOWLEDGE

**OBJECTIVES**

To enable the students to learn the advances in the field of textile printing and finishing

**UNIT I SUBLIMATION TRANSFER PRINTING****9**

Mechanism of sublimation transfer printing; selection of the paper; Printing methods; dyes and inks; Transfer prints on both man-made fibres and natural fibres; Machineries

**UNIT II INKJET PRINTING****9**

Comparison with conventional printing techniques; Ink jet printing: Principles of Ink jet printing technology: CIJ and DOD; pretreatment of substrates; inks used for printing; dye- fibre interaction; post treatment of substrate; importance of digital colour management in inkjet printing

**UNIT III FUNCTIONAL FINISHES I****9**

Wetting and wicking; surface energy — concept, measurement and relevance to repellency; water repellent, detergency and soil release concepts, soil release agents, mechanism of soil retention and soil release; application of water repellent, soil release finishes and its assessment.

**UNIT IV FUNCTIONAL FINISHES II****9**

Flame retardant mechanisms, flame retarding chemicals for textile materials and testing of flame retardant finishes; UV radiation: Factors affecting UV protection, UV protection finishes, Measurement of UV protection. Antistatic finishes-Mechanism, Agents applied and its assessment.

**UNIT V FUNCTIONAL FINISHES III****9**

Antimicrobial finishes- classification, chemistry and application of antimicrobial finishes, evaluation of antimicrobial finishes; Anti-odour and fragrance finishes, Mosquito repellent finish: application and assessment technique.

**TOTAL: 45 PERIODS****OUTCOMES**

Upon completion of this course the student shall be able to understand

CO1: Sublimation transfer printing

CO2: Inkjet printing technology and its application

CO3: Water repellent and soil repellent finish

CO4: UV Protection, flame retardant and antistatic finishes

CO5: Antimicrobial, anti-odour and mosquito repellent finish

**TEXT BOOKS**

1. Miles L W C, "Textile Printing", Society of Dyers and Colourists, Hobbs the Printers, Hampshire, UK, 2003.
2. Shenai V A, "Technology of Printing", Sevak Publishers, Mumbai, 1990.
3. Shore J, "Colorants & Auxiliaries", Vol. I & II, Society of Dyers and Colourists, UK, 1990.

**REFERENCES**

1. Tyler D, "Textile Digital Printing Technologies", Textile Institute Publication UK, Vol.37 No.4, 2005
2. Ujiie, "Digital Printing of Textiles", CRC, Wood Head Publishing Ltd, UK, 2006.
3. Schindler W D and Hauser P J, "Chemical Finishing of Textiles", The Textile Institute, Woodhead Publishing Ltd., Cambridge, 2004.
4. Charles T, "Chemistry & Technology of Fabric Preparation & Finishing", North Carolina State University, USA, 1992.
5. Perkins W S, "Textile Colouration and Finishing", Carolina Academic Press, UK, 1996.
6. Holme L, "New developments in chemical finishing of textiles", Journal of Textile Institute, UK, 2008.
7. Heywood D., "Textile Finishing", Woodhead Publishing Ltd., 2003

**Course Articulation Matrix:**

Course Outcomes	Statement	Program Outcome														
		PO1	PO2	PO3	PO4	PO5	PO6	PO7	PO8	PO9	PO10	PO11	PO12	PSO1	PSO2	PSO3
CO1	Sublimation transfer printing	2	1	1	2	1	2	3	2	1	1	-	1	2	2	3
CO2	Inkjet printing technology and its application	3	1	1	3	1	2	3	2	1	1	-	3	2	2	3
CO3	Water repellent and soil repellent finish	2	1	1	2	1	2	2	2	1	1	-	1	2	2	3
CO4	UV Protection, flame retardant and antistatic finishes	2	1	1	3	1	3	2	2	1	1	-	1	2	2	3
CO5	Antimicrobial, antiodour and mosquito repellent finish	2	1	1	3	1	3	2	2	1	1	-	2	2	2	3
<b>Overall CO</b>		2.2	1	1	2.6	1	2.4	2.4	2	1	1	-	1.6	2	2	3

1, 2 and 3 are correlation levels with weightings as Slight (Low), Moderate (Medium) and Substantial (High) respectively

PROGRESS THROUGH KNOWLEDGE

**COURSE OBJECTIVES:**

- Sketch the Evolution of Management.
- Extract the functions and principles of management.
- Learn the application of the principles in an organization.
- Study the various HR related activities.
- Analyze the position of self and company goals towards business.

**UNIT I INTRODUCTION TO MANAGEMENT AND ORGANIZATIONS 9**

Definition of Management – Science or Art – Manager Vs Entrepreneur- types of managers- managerial roles and skills – Evolution of Management –Scientific, human relations, system and contingency approaches– Types of Business organization- Sole proprietorship, partnership, company-public and private sector enterprises- Organization culture and Environment – Current trends and issues in Management.

**UNIT II PLANNING 9**

Nature and purpose of planning – Planning process – Types of planning – Objectives – Setting objectives – Policies – Planning premises – Strategic Management – Planning Tools and Techniques – Decision making steps and process.

**UNIT III ORGANISING 9**

Nature and purpose – Formal and informal organization – Organization chart – Organization structure – Types – Line and staff authority – Departmentalization – delegation of authority – Centralization and decentralization – Job Design - Human Resource Management – HR Planning, Recruitment, selection, Training and Development, Performance Management, Career planning and management.

**UNIT IV DIRECTING 9**

Foundations of individual and group behaviour– Motivation – Motivation theories – Motivational techniques – Job satisfaction – Job enrichment – Leadership – types and theories of leadership – Communication – Process of communication – Barrier in communication – Effective communication – Communication and IT.

**UNIT V CONTROLLING 9**

System and process of controlling – Budgetary and non - Budgetary control techniques – Use of computers and IT in Management control – Productivity problems and management – Control and performance – Direct and preventive control – Reporting.

**TOTAL: 45 PERIODS****COURSE OUTCOMES:**

CO1: Upon completion of the course, students will be able to have clear understanding of managerial functions like planning, organizing, staffing, leading & controlling.

CO2: Have same basic knowledge on international aspect of management.

CO3: Ability to understand management concept of organizing.

CO4: Ability to understand management concept of directing.

CO5: Ability to understand management concept of controlling.

**TEXT BOOKS:**

1. Harold Koontz and Heinz Weihrich “Essentials of management” Tata McGraw Hill, 1998.
2. Stephen P. Robbins and Mary Coulter, “ Management”, Prentice Hall (India) Pvt. Ltd., 10<sup>th</sup> Edition, 2009.

**REFERENCES:**

1. Robert Kreitner and Mamata Mohapatra, " Management", Biztantra, 2008.
2. Stephen A. Robbins and David A. Decenzo and Mary Coulter, "Fundamentals of Management" Pearson Education, 7th Edition, 2011.
3. Tripathy PC and Reddy PN, "Principles of Management", Tata Mcgraw Hill, 1999.

CO's	PO's												PSO's		
	1	2	3	4	5	6	7	8	9	10	11	12	1	2	3
1	3		-	-	-	1	-	-	-	-	-	-	2	1	1
2	-	1	1	-	-	-	-	-	-	-	-	-	2	1	-
3	1		-	2	-	-	1	-	2	-	1	1	-	-	2
4	-	1	1	1	2	-	-	1	2	-	-	-	1	1	1
5	1		-	-	1	1	-	-	-	3	-	1	1	-	1
AVg.	1.66	1	1	1.5	1.5	1	1	1	2	3	1	1	1.5	1	1.25

**GE3752**

**TOTAL QUALITY MANAGEMENT**

**L T P C**  
**3 0 0 3**

**COURSE OBJECTIVES:**

- Teach the need for quality, its evolution, basic concepts, contribution of quality gurus, TQM framework, Barriers and Benefits of TQM.
- Explain the TQM Principles for application.
- Define the basics of Six Sigma and apply Traditional tools, New tools, Benchmarking and FMEA.
- Describe Taguchi's Quality Loss Function, Performance Measures and apply Techniques like QFD, TPM, COQ and BPR.
- Illustrate and apply QMS and EMS in any organization.

**UNIT I**

**INTRODUCTION**

**9**

Introduction - Need for quality - Evolution of quality - Definition of quality - Dimensions of product and service quality –Definition of TQM-- Basic concepts of TQM - Gurus of TQM (Brief introduction) -- TQM Framework- Barriers to TQM –Benefits of TQM.

**UNIT II**

**TQM PRINCIPLES**

**9**

Leadership - Deming Philosophy, Quality Council, Quality statements and Strategic planning- Customer Satisfaction –Customer Perception of Quality, Feedback, Customer complaints, Service Quality, Kano Model and Customer retention – Employee involvement – Motivation, Empowerment, Team and Teamwork, Recognition & Reward and Performance Appraisal- Continuous process improvement –Juran Trilogy, PDSA cycle, 5S and Kaizen - Supplier partnership – Partnering, Supplier selection, Supplier Rating and Relationship development.

**UNIT III**

**TQM TOOLS & TECHNIQUES I**

**9**

The seven traditional tools of quality - New management tools - Six-sigma Process Capability- Bench marking - Reasons to benchmark, Benchmarking process, What to Bench Mark, Understanding Current Performance, Planning, Studying Others, Learning from the data, Using the findings, Pitfalls and Criticisms of Benchmarking - FMEA - Intent , Documentation, Stages: Design FMEA and Process FMEA.

**UNIT IV**

**TQM TOOLS & TECHNIQUES II**

**9**

Quality circles – Quality Function Deployment (QFD) - Taguchi quality loss function – TPM – Concepts, improvement needs – Performance measures- Cost of Quality - BPR.

**UNIT V QUALITY MANAGEMENT SYSTEM****9**

Introduction-Benefits of ISO Registration-ISO 9000 Series of Standards-Sector-Specific Standards - AS 9100, TS16949 and TL 9000-- ISO 9001 Requirements-Implementation-Documentation-Internal Audits-Registration-ENVIRONMENTAL MANAGEMENT SYSTEM: Introduction—ISO 14000 Series Standards—Concepts of ISO 14001—Requirements of ISO 14001-Benefits of EMS.

**TOTAL: 45 PERIODS****COURSE OUTCOMES:**

- CO1** : Ability to apply TQM concepts in a selected enterprise.  
**CO2**: Ability to apply TQM principles in a selected enterprise.  
**CO3**: Ability to understand Six Sigma and apply Traditional tools, New tools, Benchmarking and FMEA.  
**CO4**: Ability to understand Taguchi's Quality Loss Function, Performance Measures and apply QFD, TPM, COQ and BPR.  
**CO5**: Ability to apply QMS and EMS in any organization.

**TEXT BOOK:**

1. Dale H. Besterfield, Carol B. Michna, Glen H. Besterfield, Mary B. Sacre, Hemant Urdhwaresh and Rashmi Urdhwaresh, "Total Quality Management", Pearson Education Asia, Revised Third Edition, Indian Reprint, Sixth Impression, 2013.

**REFERENCES:**

1. Joel E. Ross, "Total Quality Management – Text and Cases", Routledge, 2017.
2. Kiran D.R, "Total Quality Management: Key concepts and case studies, Butterworth – Heinemann Ltd, 2016.
3. Oakland, J.S. "TQM – Text with Cases", Butterworth – Heinemann Ltd., Oxford, Third Edition, 2003.
4. Suganthi, L and Anand Samuel, "Total Quality Management", Prentice Hall (India) Pvt. Ltd., 2006.

**CO's- PO's & PSO's MAPPING**

CO's	PO's												PSO's		
	1	2	3	4	5	6	7	8	9	10	11	12	1	2	3
1		3										3	2		3
2						3						3		2	
3					3				3					2	3
4		2			3	2	3	2				3	3	2	
5			3			3	3	2							
<b>AVg.</b>		2.5	3		3	2.6	3	2	3			3	2.5	2	3

**GE3753 ENGINEERING ECONOMICS AND FINANCIAL ACCOUNTING****L T P C  
3 0 0 3****COURSE OBJECTIVES:**

- Understanding the concept of Engineering Economics.
- Implement various micro economics concept in real life.
- Gaining knowledge in the field of macro economics to enable the students to have better understanding of various components of macro economics.
- Understanding the different procedures of pricing.
- Learn the various cost related concepts in micro economics.

**UNIT I DEMAND & SUPPLY ANALYSIS 9**  
 Managerial Economics - Relationship with other disciplines - Firms: Types, objectives and goals - Managerial decisions - Decision analysis. Demand - Types of demand - Determinants of demand - Demand function – Demand elasticity - Demand forecasting - Supply - Determinants of supply - Supply function - Supply elasticity.

**UNIT II PRODUCTION AND COST ANALYSIS 9**  
 Production function - Returns to scale - Production optimization - Least cost input - Isoquants - Managerial uses of production function. Cost Concepts - Cost function - Determinants of cost - Short run and Long run cost curves - Cost Output Decision - Estimation of Cost.

**UNIT III PRICING 9**  
 Determinants of Price - Pricing under different objectives and different market structures - Price discrimination - Pricing methods in practice.

**UNIT IV FINANCIAL ACCOUNTING (ELEMENTARY TREATMENT) 9**  
 Balance sheet and related concepts - Profit & Loss Statement and related concepts - Financial Ratio Analysis - Cash flow analysis - Funds flow analysis - Comparative financial statements - Analysis & Interpretation of financial statements.

**UNIT V CAPITAL BUDGETING (ELEMENTARY TREATMENT) 9**  
 Investments - Risks and return evaluation of investment decision - Average rate of return - Payback Period - Net Present Value - Internal rate of return.

**TOTAL: 45 PERIODS**

**COURSE OUTCOMES: Students able to**

- CO1:** Upon successful completion of this course, students will acquire the skills to apply the basics of economics and cost analysis to engineering and take economically sound decisions
- CO2:** Evaluate the economic theories, cost concepts and pricing policies
- CO3:** Understand the market structures and integration concepts
- CO4:** Understand the measures of national income, the functions of banks and concepts of globalization
- CO5:** Apply the concepts of financial management for project appraisal

**TEXT BOOKS:**

1. Panneer Selvam, R, "Engineering Economics", Prentice Hall of India Ltd, New Delhi, 2001.
2. Managerial Economics: Analysis, Problems and Cases - P. L. Mehta, Edition, 13. Publisher, Sultan Chand, 2007.

**REFERENCES:**

1. Chan S.Park, "Contemporary Engineering Economics", Prentice Hall of India, 2011.
2. Donald.G. Newman, Jerome.P.Lavelle, "Engineering Economics and analysis" Engg. Press, Texas, 2010.
3. Degarmo, E.P., Sullivan, W.G and Canada, J.R, "Engineering Economy", Macmillan, New York, 2011.
4. Zahid A khan: Engineering Economy, "Engineering Economy", Dorling Kindersley, 2012
5. Dr. S. N. Maheswari and Dr. S.K. Maheshwari: Financial Accounting, Vikas, 2009

**MAPPING OF COS AND POS:**

CO's	PO's												PSO's		
	1	2	3	4	5	6	7	8	9	10	11	12	1	2	3
1		3								2			1	3	

2		3											2	2	
3		2													
4	2	3	3		2								2	3	
5	3	3	3		2								2	2	
<b>AVg.</b>	2.5	2.4	3		2					2			1.8	2.6	2

GE3754

**HUMAN RESOURCE MANAGEMENT**

**L T P C**  
**3 0 0 3**

**OBJECTIVE:**

- To provide knowledge about management issues related to staffing,
- To provide knowledge about management issues related to training,
- To provide knowledge about management issues related to performance
- To provide knowledge about management issues related to compensation
- To provide knowledge about management issues related to human factors consideration and compliance with human resource requirements.

**UNIT I INTRODUCTION TO HUMAN RESOURCE MANAGEMENT 9**

The importance of human resources – Objective of Human Resource Management - Human resource policies - Role of human resource manager.

**UNIT II HUMAN RESOURCE PLANNING 9**

Importance of Human Resource Planning – Internal and External sources of Human Resources - Recruitment - Selection – Socialization.

**UNIT III TRAINING AND EXECUTIVE DEVELOPMENT 9**

Types of training and Executive development methods – purpose – benefits.

**UNIT IV EMPLOYEE COMPENSATION 9**

Compensation plan – Reward – Motivation – Career Development - Mentor – Protege relationships.

**UNIT V PERFORMANCE EVALUATION AND CONTROL 9**

Performance evaluation – Feedback - The control process – Importance – Methods – grievances – Causes – Redressal methods.

**TOTAL: 45 PERIODS**

**COURSE OUTCOMES:**

- CO1:** Students would have gained knowledge on the various aspects of HRM
- CO2:** Students will gain knowledge needed for success as a human resources professional.
- CO3:** Students will develop the skills needed for a successful HR manager.
- CO4:** Students would be prepared to implement the concepts learned in the workplace.
- CO5:** Students would be aware of the emerging concepts in the field of HRM

**TEXT BOOKS:**

1. Decenzo and Robbins, "Human Resource Management", 8th Edition, Wiley, 2007.
2. John Bernardin. H., "Human Resource Management – An Experimental Approach", 5th Edition, Tata McGraw Hill, 2013, New Delhi.

**REFERENCES:**

1. Luis R., Gomez-Mejia, DavidB. Balkin and Robert L. Cardy, "Managing Human Resources", 7th Edition, PHI, 2012.
1. Dessler, "Human Resource Management", Pearson Education Limited, 2007.



## CO's- PO's & PSO's MAPPING

CO's	PO's												PSO's		
	1	2	3	4	5	6	7	8	9	10	11	12	1	2	3
1	2	2	1	2	2	2	1	1	2	1	1	1	1	1	1
2	3	3	2	3	2	2	2	2	3	1	2	1	1	2	1
3	3	3	3	3	3	3	2	2	3	1	2	1	1	2	1
4	3	3	2	3	3	2	2	2	2	1	1	1	1	1	1
5	3	3	1	2	2	2	2	2	2	1	1	1	1	1	1
<b>AVg.</b>	2.8	2.8	1.8	2.6	2.6	2.2	1.8	1.8	2.4	1	1.4	1	1	1.4	1

GE3755

## KNOWLEDGE MANAGEMENT

L T P C  
3 0 0 3

### COURSE OBJECTIVES:

The student should be made to:

Learn the Evolution of Knowledge management.

- Be familiar with tools.
- Be exposed to Applications.
- Be familiar with some case studies.

### UNIT I INTRODUCTION

9

Introduction: An Introduction to Knowledge Management - The foundations of knowledge management- including cultural issues- technology applications organizational concepts and processes- management aspects- and decision support systems. The Evolution of Knowledge management: From Information Management to Knowledge Management - Key Challenges Facing the Evolution of Knowledge Management - Ethics for Knowledge Management.

### UNIT II CREATING THE CULTURE OF LEARNING AND KNOWLEDGE SHARING

9

Organization and Knowledge Management - Building the Learning Organization. Knowledge Markets: Cooperation among Distributed Technical Specialists – Tacit Knowledge and Quality Assurance.

### UNIT III KNOWLEDGE MANAGEMENT-THE TOOLS

9

Telecommunications and Networks in Knowledge Management - Internet Search Engines and Knowledge Management - Information Technology in Support of Knowledge Management - Knowledge Management and Vocabulary Control - Information Mapping in Information Retrieval - Information Coding in the Internet Environment - Repackaging Information.

### UNIT IV KNOWLEDGE MANAGEMENT APPLICATION

9

Components of a Knowledge Strategy - Case Studies (From Library to Knowledge Center, Knowledge Management in the Health Sciences, Knowledge Management in Developing Countries).

### UNIT V FUTURE TRENDS AND CASE STUDIES

9

Advanced topics and case studies in knowledge management - Development of a knowledge management map/plan that is integrated with an organization's strategic and business plan - A case study on Corporate Memories for supporting various aspects in the process life -cycles of an organization.

**TOTAL: 45 PERIODS**

### COURSE OUTCOMES:

Upon completion of the course, the student should be able to:

- CO1:** Understand the process of acquire knowledge from experts  
**CO2:** Understand the learning organization.  
**CO3:** Use the knowledge management tools.  
**CO4:** Develop knowledge management Applications.  
**CO5:** Design and develop enterprise applications.

**CO's- PO's & PSO's MAPPING**

CO's	PO's												PSO's			
	1	2	3	4	5	6	7	8	9	10	11	12	1	2	3	
1					1											
2					2								1			
3					2									2		
4				1	1				1					1		
5				1	1				1					1		
<b>Avg.</b>				1	1.4				1				1	1.33		

**TEXT BOOK:**

- Srikantaiah, T.K., Koenig, M., "Knowledge Management for the Information Professional" Information Today, Inc., 2000.

**REFERENCE:**

- Nonaka, I., Takeuchi, H., "The Knowledge-Creating Company: How Japanese Companies Create the Dynamics of Innovation", Oxford University Press, 1995.

**GE3792**

**INDUSTRIAL MANAGEMENT**

**L T P C**  
**3 0 0 3**

**COURSE OBJECTIVES**

- To study the basic concepts of management; approaches to management; contributors to management studies; various forms of business organization and trade unions function in professional organizations.
- To study the planning; organizing and staffing functions of management in professional organization.
- To study the leading; controlling and decision making functions of management in professional organization.
- To learn the organizational theory in professional organization.
- To learn the principles of productivity and modern concepts in management in professional organization.

**UNIT – I INTRODUCTION TO MANAGEMENT**

**9**

Management: Introduction; Definition and Functions – Approaches to the study of Management – Mintzberg's Ten Managerial Roles – Principles of Taylor; Fayol; Weber; Parker – Forms of Organization: Sole Proprietorship; Partnership; Company (Private and Public); Cooperative – Public Sector Vs Private Sector Organization – Business Environment: Economic; Social; Political; Legal – Trade Union: Definition; Functions; Merits & Demerits.

**UNIT – II FUNCTIONS OF MANAGEMENT - I**

**9**

Planning: Characteristics; Nature; Importance; Steps; Limitation; Planning Premises; Strategic Planning; Vision & Mission statement in Planning– Organizing: Organizing Theory; Principles; Types; Departmentalization; Centralization and Decentralization; Authority & Responsibility –

Staffing: Systems Approach; Recruiting and Selection Process; Human Resource Development (HRD) Concept and Design.

**UNIT – III FUNCTIONS OF MANAGEMENT - II 9**

Directing (Leading): Leadership Traits; Style; Morale; Managerial Grids (Blake-Mouton, Reddin) – Communication: Purpose; Model; Barriers – Controlling: Process; Types; Levels; Guidelines; Audit (External, Internal, Merits); Preventive Control – Decision Making: Elements; Characteristics; Nature; Process; Classifications.

**UNIT – IV ORGANIZATION THEORY 9**

Organizational Conflict: Positive Aspects; Individual; Role; Interpersonal; Intra Group; Inter Group; Conflict Management – Maslow's hierarchy of needs theory; Herzberg's motivation-hygiene theory; McClelland's three needs motivation theory; Vroom's valence-expectancy theory – Change Management: Concept of Change; Lewin's Process of Change Model; Sources of Resistance; Overcoming Resistance; Guidelines to managing Conflict.

**UNIT – V PRODUCTIVITY AND MODERN TOPICS 9**

Productivity: Concept; Measurements; Affecting Factors; Methods to Improve – Modern Topics (concept, feature/characteristics, procedure, merits and demerits): Business Process Reengineering (BPR); Benchmarking; SWOT/SWOC Analysis; Total Productive Maintenance; Enterprise Resource Planning (ERP); Management of Information Systems (MIS).

**TOTAL: 45 PERIODS**

**COURSE OUTCOMES:**

At the end of the course the students would be able to

- CO1 Explain basic concepts of management; approaches to management; contributors to management studies; various forms of business organization and trade unions function in professional organizations.
- CO2 Discuss the planning; organizing and staffing functions of management in professional organization.
- CO3 Apply the leading; controlling and decision making functions of management in professional organization.
- CO4 Discuss the organizational theory in professional organization.
- CO5 Apply principles of productivity and modern concepts in management in professional organization.

**TEXTBOOKS:**

- 1 M. Govindarajan and S. Natarajan, "Principles of Management", Prentice Hall of India, New Delhi, 2009.
- 2 Koontz. H. and Weihrich. H., "Essentials of Management: An International Perspective", 8<sup>th</sup> Edition, Tata McGrawhill, New Delhi, 2010.

**REFERENCES:**

- 1 Joseph J, Massie, "Essentials of Management", 4<sup>th</sup> Edition, Pearson Education, 1987.
- 2 Saxena, P. K., "Principles of Management: A Modern Approach", Global India Publications, 2009.
- 3 S.Chandran, "Organizational Behaviours", Vikas Publishing House Pvt. Ltd., 1994.
- 4 Richard L. Daft, "Organization Theory and Design", South Western College Publishing, 11<sup>th</sup> Edition, 2012.
- 5 S. TrevisCerto, "Modern Management Concepts and Skills", Pearson Education, 2018.

**MAPPING OF COS AND POS:**

CO	PO												PSO		
	1	2	3	4	5	6	7	8	9	10	11	12	1	2	3
1	1	1	1	1	1	3	2	3	2	3	1	3	1	1	1
2	1	1	1	1	1	3	2	3	2	3	1	3	1	1	1
3	1	1	1	1	1	3	2	3	2	3	1	3	1	1	1
4	1	1	1	1	1	3	2	3	2	3	1	3	1	1	1
5	1	1	1	1	1	3	2	3	2	3	1	3	1	1	1

**MANDATORY COURSES I****MX3081****INTRODUCTION TO WOMEN AND GENDER STUDIES****L T P C****3 0 0 0****COURSE OUTLINE****UNIT I CONCEPTS**

Sex vs. Gender, masculinity, femininity, socialization, patriarchy, public/ private, essentialism, binaryism, power, hegemony, hierarchy, stereotype, gender roles, gender relation, deconstruction, resistance, sexual division of labour.

**UNIT II FEMINIST THEORY**

Liberal, Marxist, Socialist, Radical, Psychoanalytic, postmodernist, ecofeminist.

**UNIT III WOMEN'S MOVEMENTS: GLOBAL, NATIONAL AND LOCAL**

Rise of Feminism in Europe and America.

Women's Movement in India.

**UNIT IV GENDER AND LANGUAGE**

Linguistic Forms and Gender.

Gender and narratives.

**UNIT V GENDER AND REPRESENTATION**

Advertising and popular visual media.

Gender and Representation in Alternative Media.

Gender and social media.

**TOTAL : 45 PERIODS**

**OBJECTIVE:**

- To make the students aware about the finer sensibilities of human existence through an art form. The students will learn to appreciate different forms of literature as suitable modes of expressing human experience.

**1. COURSE CONTENTS**

## Introduction to Elements of Literature

**1. Relevance of literature**

- a) Enhances Reading, thinking, discussing and writing skills.
- b) Develops finer sensibility for better human relationship.
- c) Increases understanding of the problem of humanity without bias.
- d) Providing space to reconcile and get a cathartic effect.

**2. Elements of fiction**

- a) Fiction, fact and literary truth.
- b) Fictional modes and patterns.
- c) Plot character and perspective.

**3. Elements of poetry**

- a) Emotions and imaginations.
- b) Figurative language.
- c) (Simile, metaphor, conceit, symbol, pun and irony).
- d) Personification and animation.
- e) Rhetoric and trend.

**4. Elements of drama**

- a) Drama as representational art.
- b) Content mode and elements.
- c) Theatrical performance.
- d) Drama as narration, mediation and persuasion.
- e) Features of tragedy, comedy and satire.

### 3. READINGS:

1. An Introduction to the Study of English Literature, W.H. Hudson, Atlantic, 2007.
2. An Introduction to Literary Studies, Mario Klarer, Routledge, 2013.
3. The Experience of Poetry, Graham Mode, Open college of Arts with Open Univ Press, 1991.
4. The Elements of Fiction: A Survey, Ulf Wolf (ed), Wolfstuff, 2114.
5. The Elements of Drama, J.L. Styan, Literary Licensing, 2011.

3.1 Textbook:

3.2 \*Reference Books:: To be decided by the teacher and student, on the basis of individual student so as to enable him or her to write the term paper.

### 4. OTHER SESSION:

4.1 \*Tutorials:

4.2 \*Laboratory:

4.3 \*Project: The students will write a term paper to show their understanding of a particular piece of literature

### 5. \*ASSESSMENT:

5.1 HA:

5.2 Quizzes-HA:

5.3 Periodical Examination: one

5.4 Project/Lab: one (under the guidance of the teachers the students will take a volume of poetry, fiction or drama and write a term paper to show their understanding of it in a given context; sociological, psychological, historical, autobiographical etc.

5.5 Final Exam:

**TOTAL : 45 PERIODS**

### OUTCOME OF THE COURSE:

- Students will be able to understand the relevance of literature in human life and appreciate its aspects in developing finer sensibilities.

**MX3083**

**FILM APPRECIATION**

**L T P C  
3 0 0 0**

In this course on film appreciation, the students will be introduced broadly to the development of film as an art and entertainment form. It will also discuss the language of cinema as it evolved over a century. The students will be taught as to how to read a film and appreciate the various nuances of a film as a text. The students will be guided to study film joyfully.

**Theme - A: The Component of Films**

- A-1: The material and equipment
- A-2: The story, screenplay and script
- A-3: The actors, crew members, and the director
- A-4: The process of film making... structure of a film

**Theme - B: Evolution of Film Language**

- B-1: Film language, form, movement etc.
- B-2: Early cinema... **silent film** (Particularly French)
- B-3: The emergence of feature films: **Birth of a Nation**
- B-4: Talkies

**Theme - C: Film Theories and Criticism/Appreciation**

- C-1: Realist theory; Auteursists
- C-2: Psychoanalytic, Ideological, Feminists
- C-3: How to read films?
- C-4: Film Criticism / Appreciation

**Theme – D: Development of Films**

- D-1: Representative Soviet films
- D-2: Representative Japanese films
- D-3: Representative Italian films
- D-4: Representative Hollywood film and the studio system

**Theme - E: Indian Films**

- E-1: The early era
- E-2: The important films made by the directors
- E-3: The regional films
- E-4: The documentaries in India

**READING:**

A Reader containing important articles on films will be prepared and given to the students. The students must read them and present in the class and have discussion on these.

**MX3084**

**DISASTER RISK REDUCTION AND MANAGEMENT**

**L T P C  
3 0 0 0**

**COURSE OBJECTIVE**

- To impart knowledge on concepts related to disaster, disaster risk reduction, disaster management
- To acquaint with the skills for planning and organizing disaster response

**UNIT I**

**HAZRADS, VULNERABILITY AND DISASTER RISKS**

**9**

Definition: Disaster, Hazard, Vulnerability, Resilience, Risks – Types of Disasters: Natural, Human induced, Climate change induced –Earthquake, Landslide, Flood, Drought, Fire etc – Technological disasters- Structural collapse, Industrial accidents, oil spills -Causes, Impacts including social, Economic, political, environmental, health, psychosocial, etc.- Disaster vulnerability profile of India and Tamil Nadu - Global trends in disasters: urban disasters, pandemics, Complex emergencies, - -, Inter relations between Disasters and Sustainable development Goals

**UNIT II**

**DISASTER RISK REDUCTION (DRR)**

**9**

Sendai Framework for Disaster Risk Reduction, Disaster cycle - Phases, Culture of safety, prevention, mitigation and preparedness community Based DRR, Structural- nonstructural measures, Roles and responsibilities of- community, Panchayati Raj Institutions / Urban Local Bodies (PRIs/ULBs), States, Centre, and other stakeholders- Early Warning System – Advisories

from Appropriate Agencies.- Relevance of indigenous Knowledge, appropriate technology and Local resources.

### **UNIT III      DISASTER MANAGEMENT      9**

Components of Disaster Management – Preparedness of rescue and relief, mitigation, rehabilitation and reconstruction- Disaster Risk Management and post disaster management – Compensation and Insurance- Disaster Management Act (2005) and Policy - Other related policies, plans, programmes and legislation - Institutional Processes and Framework at State and Central Level- (NDMA –SDMA-DDMA-NRDF- Civic Volunteers)

### **UNIT IV      TOOLS AND TECHNOLOGY FOR DISASTER MANAGEMENT      9**

Early warning systems -Components of Disaster Relief: Water, Food, Sanitation, Shelter, Health, Waste Management, Institutional arrangements (Mitigation, Response and Preparedness, – Role of GIS and Information Technology Components in Preparedness, Risk Assessment, Response and Recovery Phases of Disaster – Disaster Damage Assessment. - Elements of Climate Resilient Development –Standard operation Procedure for disaster response – Financial planning for disaster Management

### **UNIT V      DISASTER MANAGEMENT: CASE STUDIES      9**

Discussion on selected case studies to analyse the potential impacts and actions in the context of disasters-Landslide Hazard Zonation: Earthquake Vulnerability Assessment of Buildings and Infrastructure: Case Studies, Drought Assessment: Case Studies, Coastal Flooding: Storm Surge Assessment, Floods: Fluvial and Pluvial Flooding: Case Studies; Forest Fire: Case Studies, Man Made disasters: Case Studies, Space Based Inputs for Disaster Mitigation and Management and field works related to disaster management.- Field work-Mock drill -

**TOTAL : 45 PERIODS**

#### **TEXT BOOKS:**

- 1 Taimpo (2016), Disaster Management and Preparedness, CRC Publications
- 2 Singh R (2017), Disaster Management Guidelines for earthquakes, Landslides, Avalanches and tsunami, Horizon Press Publications
- 3 Singhal J.P. "Disaster Management", Laxmi Publications, 2010. ISBN-10: 9380386427 ISBN-13: 978-9380386423
- 4 Tushar Bhattacharya, "Disaster Science and Management", McGraw Hill India Education Pvt. Ltd., 2012. **ISBN-10:** 1259007367, **ISBN-13:** 978-1259007361]

#### **REFERENCES**

1. Govt. of India: Disaster Management Act, Government of India, New Delhi, 2005.
2. Government of India, National Disaster Management Policy, 2009.
3. Shaw R (2016), Community based Disaster risk reduction, Oxford University Press

#### **COURSE OUTCOME:**

- CO1:** To impart knowledge on the concepts of Disaster, Vulnerability and Disaster Risk reduction (DRR)
- CO2:** To enhance understanding on Hazards, Vulnerability and Disaster Risk Assessment prevention and risk reduction
- CO3:** To develop disaster response skills by adopting relevant tools and technology
- CO4:** Enhance awareness of institutional processes for Disaster response in the country and
- CO5:** Develop rudimentary ability to respond to their surroundings with potential Disaster response in areas where they live, with due sensitivity



### CO's – PO's & PSO's MAPPING

CO's	PO's												PSO's		
	1	2	3	4	5	6	7	8	9	10	11	12	1	2	3
1	3	3	2	3	-	-	2	2	-	-	2	-	2	-	1
2	3	3	3	3	-	-	2	1	-	-	2	-	2	-	1
3	3	3	3	3	-	-	2	2	-	-	-	-	2	-	1
4	3	3	2	3	-	-	2	1	-	-	2	-	2	-	1
5	3	3	2	3	-	-	2	2	-	-	2	-	3	-	1
<b>AVG</b>	3	3	3	3	-	-	2	2	-	-	2	-	2	-	1

### MANDATORY COURSES II

**MX3085**

**WELL-BEING WITH TRADITIONAL PRACTICES-YOGA, AYURVEDA AND SIDDHA**

**L T P C**  
**3 0 0 0**

#### **COURSE OBJECTIVES:**

- To enjoy life happily with fun filled new style activities that help to maintain health also
- To adapt a few lifestyle changes that will prevent many health disorders
- To be cool and handbill every emotion very smoothly in every walk of life
- To learn to eat cost effective but healthy foods that are rich in essential nutrients
- To develop immunity naturally that will improve resistance against many health disorders

#### **UNIT I HEALTH AND ITS IMPORTANCE**

**2+4**

**Health: Definition - Importance of maintaining health** - More importance on prevention than treatment

Ten types of health one has to maintain - Physical health - Mental health - Social health - Financial health - Emotional health - Spiritual health - Intellectual health - Relationship health - Environmental health - Occupational/Professional health.

**Present health status** - The life expectancy-present status - mortality rate - dreadful diseases - Non-communicable diseases (NCDs) the leading cause of death - 60% - heart disease – cancer – diabetes - chronic pulmonary diseases - risk factors – tobacco – alcohol - unhealthy diet - lack of physical activities.

**Types of diseases and disorders** - Lifestyle disorders – Obesity – Diabetes - Cardiovascular diseases – Cancer – Strokes – COPD - Arthritis - Mental health issues.

**Causes of the above diseases / disorders - Importance of prevention of illness** - Takes care of health - Improves quality of life - Reduces absenteeism - Increase satisfaction - Saves time

**Simple lifestyle modifications to maintain health** - Healthy Eating habits (Balanced diet according to age) Physical Activities (Stretching exercise, aerobics, resisting exercise) - Maintaining BMI-Importance and actions to be taken

#### **UNIT II DIET**

**4+6**

**Role of diet in maintaining health** - energy one needs to keep active throughout the day - nutrients one needs for growth and repair - helps one to stay strong and healthy - helps to prevent diet-related illness, such as some cancers - keeps active and - helps one to maintain a healthy weight - helps to reduce risk of developing lifestyle disorders like diabetes – arthritis –

hypertension – PCOD – infertility – ADHD – sleeplessness -helps to reduce the risk of heart diseases - keeps the teeth and bones strong.

**Balanced Diet and its 7 Components** - Carbohydrates – Proteins – Fats – Vitamins – Minerals - Fibre and Water.

**Food additives and their merits & demerits** - Effects of food additives - Types of food additives - Food additives and processed foods - Food additives and their reactions

**Definition of BMI and maintaining it with diet**

Importance - Consequences of not maintaining BMI - different steps to maintain optimal BM

**Common cooking mistakes**

Different cooking methods, merits and demerits of each method

**UNIT III      ROLE OF AYURVEDA & SIDDHA SYSTEMS IN MAINTAINING HEALTH      4+4**

**AYUSH systems and their role in maintaining health** - preventive aspect of AYUSH - AYUSH as a soft therapy.

**Secrets of traditional healthy living** - Traditional Diet and Nutrition - Regimen of Personal and Social Hygiene - Daily routine (Dinacharya) - Seasonal regimens (Ritucharya) - basic sanitation and healthy living environment - Sadvritta (good conduct) - for conducive social life.

**Principles of Siddha & Ayurveda systems** - Macrocosm and Microcosm theory - Pancheekarana Theory / (Five Element Theory) 96 fundamental Principles - Uyir Thathukkal (Tri-Dosha Theory) - Udal Thathukkal

**Prevention of illness with our traditional system of medicine**

Primary Prevention - To decrease the number of new cases of a disorder or illness - Health promotion/education, and - Specific protective measures - Secondary Prevention - To lower the rate of established cases of a disorder or illness in the population (prevalence) - Tertiary Prevention - To decrease the amount of disability associated with an existing disorder.

**UNIT IV      MENTAL WELLNESS      3+4**

**Emotional health** - Definition and types - Three key elements: the subjective experience - the physiological response - the behavioral response - Importance of maintaining emotional health - Role of emotions in daily life -Short term and long term effects of emotional disturbances - Leading a healthy life with emotions - Practices for emotional health - Recognize how thoughts influence emotions - Cultivate positive thoughts - Practice self-compassion - Expressing a full range of emotions.

**Stress management** - Stress definition - Stress in daily life - How stress affects one's life - Identifying the cause of stress - Symptoms of stress - Managing stress (habits, tools, training, professional help) - Complications of stress mismanagement.

**Sleep** - Sleep and its importance for mental wellness - Sleep and digestion.

**Immunity** - Types and importance - Ways to develop immunity

**UNIT V      YOGA      2+12**

**Definition and importance of yoga** - Types of yoga - How to Choose the Right Kind for individuals according to their age - The Eight Limbs of Yoga - Simple yogasanas for cure and prevention of health disorders - What yoga can bring to our life.

**TOTAL : 45 PERIODS**

## TEXT BOOKS:

1. Nutrition and Dietetics - Ashley Martin, Published by White Word Publications, New York, NY 10001, USA
2. Yoga for Beginners\_ 35 Simple Yoga Poses to Calm Your Mind and Strengthen Your Body,  
by Cory Martin, Copyright © 2015 by Althea Press, Berkeley, California

## REFERENCES:

1. WHAT WE KNOW ABOUT EMOTIONAL INTELLIGENCE How It Affects Learning, Work, Relationships, and Our Mental Health, by Moshe Zeidner, Gerald Matthews, and Richard D. Roberts A Bradford Book, The MIT Press, Cambridge, Massachusetts, London, England
2. The Mindful Self-Compassion Workbook, Kristin Neff, Ph.D Christopher Germer, Ph.D, Published by The Guilford Press A Division of Guilford Publications, Inc.370 Seventh Avenue, Suite 1200, New York, NY 10001
1. <https://www.ncbi.nlm.nih.gov/pmc/articles/PMC4799645/>
2. **Simple lifestyle modifications to maintain health**  
<https://www.niddk.nih.gov/health-information/diet-nutrition/changing-habits-better-health#:~:text=Make%20your%20new%20healthy%20habit,t%20have%20time%20to%20c>ook.
3. **Read more:** <https://www.legit.ng/1163909-classes-food-examples-functions.html>
4. <https://www.yaclass.in/p/science-state-board/class-9/nutrition-and-health-5926>
5. **Benefits of healthy eating** <https://www.cdc.gov/nutrition/resources-publications/benefits-of-healthy-eating.html>
6. **Food additives** <https://www.betterhealth.vic.gov.au/health/conditionsandtreatments/food-additives>
7. **BMI** <https://www.hsph.harvard.edu/nutritionsource/healthy-weight/>  
<https://www.who.int/europe/news-room/fact-sheets/item/a-healthy-lifestyle---who-recommendations>
8. **Yoga** <https://www.healthifyme.com/blog/types-of-yoga/>  
<https://yogamedicine.com/guide-types-yoga-styles/>  
**Ayurveda** : <https://vikaspedia.in/health/ayush/ayurveda-1/concept-of-healthy-living-in-ayurveda>
9. **Siddha** : [http://www.tkd.l.res.in/tkd/l/langdefault/Siddha/Sid\\_Siddha\\_Concepts.asp](http://www.tkd.l.res.in/tkd/l/langdefault/Siddha/Sid_Siddha_Concepts.asp)
10. **CAM** : <https://www.hindawi.com/journals/ecam/2013/376327/>
11. **Preventive** herbs : <https://www.ncbi.nlm.nih.gov/pmc/articles/PMC3847409/>

## COURSE OUTCOMES:

After completing the course, the students will be able to:

- Learn the importance of different components of health
- Gain confidence to lead a healthy life
- Learn new techniques to prevent lifestyle health disorders
- Understand the importance of diet and workouts in maintaining health

**MX3086**

**HISTORY OF SCIENCE AND TECHNOLOGY IN INDIA**

**L T P C**  
**3 0 0 0**

**UNIT-I CONCEPTS AND PERSPECTIVES**

Meaning of History

Objectivity, Determinism, Relativism, Causation, Generalization in History; Moral judgment in history

Extent of subjectivity, contrast with physical sciences, interpretation and speculation, causation verses evidence, concept of historical inevitability, Historical Positivism.

Science and Technology-Meaning, Scope and Importance, Interaction of science, technology & society, Sources of history on science and technology in India.

**UNIT-II HISTORIOGRAPHY OF SCIENCE AND TECHNOLOGY IN INDIA**

Introduction to the works of D.D. Kosambi, Dharmpal, Debiprasad Chattopadhyay, Rehman, S. Irfan Habib, Deepak Kumar, Dhruv Raina, and others.

**UNIT-III SCIENCE AND TECHNOLOGY IN ANCIENT INDIA**

Technology in pre-historic period

Beginning of agriculture and its impact on technology

Science and Technology during Vedic and Later Vedic times

Science and technology from 1<sup>st</sup> century AD to C-1200.

**UNIT-IV SCIENCE AND TECHNOLOGY IN MEDIEVAL INDIA**

Legacy of technology in Medieval India, Interactions with Arabs

Development in medical knowledge, interaction between Unani and Ayurveda and alchemy

Astronomy and Mathematics: interaction with Arabic Sciences

Science and Technology on the eve of British conquest

**UNIT-V SCIENCE AND TECHNOLOGY IN COLONIAL INDIA**

Science and the Empire

Indian response to Western Science

Growth of techno-scientific institutions

**UNIT-VI SCIENCE AND TECHNOLOGY IN A POST-INDEPENDENT INDIA**

Science, Technology and Development discourse

Shaping of the Science and Technology Policy

Developments in the field of Science and Technology

Science and technology in globalizing India

Social implications of new technologies like the Information Technology and Biotechnology

**TOTAL : 45 PERIODS**

PROGRESS THROUGH KNOWLEDGE

**MX3087**

**POLITICAL AND ECONOMIC THOUGHT FOR A HUMANE SOCIETY**

**L T P C**  
**3 0 0 0**

Pre-Requisite: None. (Desirable: Universal Human Values 1, Universal Human Values 2)

**OBJECTIVES:**

- This course will begin with a short overview of human needs and desires and how different political-economic systems try to fulfill them. In the process, we will end with a critique of different systems and their implementations in the past, with possible future directions.

**COURSE TOPICS:**

Considerations for humane society, holistic thought, human being's desires, harmony in self, harmony in relationships, society, and nature, societal systems. **(9 lectures, 1 hour each)**

(Refs: A Nagaraj, M K Gandhi, JC Kumarappa)

Capitalism – Free markets, demand-supply, perfect competition, laissez-faire, monopolies, imperialism. Liberal democracy. **(5 lectures)**

(Refs: Adam Smith, J S Mill)

Fascism and totalitarianism. World war I and II. Cold war. **(2 lectures)**

Communism – Mode of production, theory of labour, surplus value, class struggle, dialectical materialism, historical materialism, Russian and Chinese models.

(Refs: Marx, Lenin, Mao, M N Roy) **(5 lectures)**

Welfare state. Relation with human desires. Empowered human beings, satisfaction. **(3 lectures)**

Gandhian thought. Swaraj, Decentralized economy & polity, Community. Control over one's lives. Relationship with nature. **(6 lectures)**

(Refs: M K Gandhi, Schumacher, Kumarappa)

Essential elements of Indian civilization. **(3 lectures)**

(Refs: Pt Sundarlal, R C Mazumdar, Dharampal)

Technology as driver of society, Role of education in shaping of society. Future directions. **(4 lectures)** (Refs: Nandkishore Acharya, David Dixon, Lewis Mumford)

**Conclusion (2 lectures)**

**Total lectures: 39**

**Preferred Textbooks:** See Reference Books

**Reference Books:** Authors mentioned along with topics above. Detailed reading list will be provided.

**GRADING:**

Mid sems	30
End sem	20
Home Assign	10
Term paper	40

**TOTAL : 45 PERIODS**

**OUTCOME:**

- The students will get an understanding of how societies are shaped by philosophy, political and economic system, how they relate to fulfilling human goals & desires with some case studies of how different attempts have been made in the past and how they have fared.

**OBJECTIVE:**

The objective of the course is to provide an understanding of the state, how it works through its main organs, primacy of politics and political process, the concept of sovereignty and its changing contours in a globalized world. In the light of this, an attempt will be made to acquaint the students with the main development and legacies of national movement and constitutional development in India, reasons for adopting a Parliamentary-federal system, the broad philosophy of the Constitution of India and the changing nature of Indian Political System. Challenges/ problems and issues concerning national integration and nation-building will also be discussed in the contemporary context with the aim of developing a future vision for a better India.

**TOPICS:**

Understanding the need and role of State and politics.

Development of Nation-State, sovereignty, sovereignty in a globalized world.

Organs of State – Executive, Legislature, Judiciary. Separation of powers, forms of government-unitary-federal, Presidential-Parliamentary, The idea of India.

1857 and the national awakening.

1885 Indian National Congress and development of national movement – its legacies. Constitution making and the Constitution of India.

Goals, objective and philosophy.

Why a federal system?

National integration and nation-building.

Challenges of nation-building – State against democracy (Kothari)

New social movements.

The changing nature of Indian Political System, the future scenario. What can we do?

**TOTAL : 45 PERIODS**

**OUTCOME OF THE COURSE:**

It is expected that this course will make students aware of the theoretical aspect of the state, its organs, its operationalization aspect, the background and philosophy behind the founding of the present political system, broad streams and challenges of national integration and nation-building in India. It will equip the students with the real understanding of our political system/ process in correct perspective and make them sit up and think for devising ways for better participation in the system with a view to making the governance and delivery system better for the common man who is often left unheard and unattended in our democratic setup besides generating a lot of dissatisfaction and difficulties for the system.

**SUGGESTED READING:**

- i. Sunil Khilnani, The Idea of India. Penguin India Ltd., New Delhi.
- ii. Madhav Khosla, The Indian Constitution, Oxford University Press. New Delhi, 2012.
- iii. Brij Kishore Sharma, Introduction to the Indian Constitution, PHI, New Delhi, latest edition.
- iv. Sumantra Bose, Transforming India: Challenges to the World's Largest Democracy, Picador India, 2013.
- v. Atul Kohli, Democracy and Discontent: India's Growing Crisis of Governability, Cambridge University Press, Cambridge, U. K., 1991.

- vi. M. P. Singh and Rekha Saxena, Indian Politics: Contemporary Issues and Concerns, PHI, New Delhi, 2008, latest edition.
- vii. Rajni Kothari, Rethinking Democracy, Orient Longman, New Delhi, 2005.

**MX3089**

**INDUSTRIAL SAFETY**

**L T P C**  
**3 0 0 0**

**OBJECTIVES**

- To Understand the Introduction and basic Terminologies safety.
- To enable the students to learn about the Important Statutory Regulations and standards.
- To enable students to Conduct and participate the various Safety activities in the Industry.
- To have knowledge about Workplace Exposures and Hazards.
- To assess the various Hazards and consequences through various Risk Assessment Techniques.

**UNIT I SAFETY TERMINOLOGIES**

Hazard-Types of Hazard- Risk-Hierarchy of Hazards Control Measures-Lead indicators- lag Indicators-Flammability- Toxicity Time-weighted Average (TWA) - Threshold LimitValue (TLV) - Short Term Exposure Limit (STEL)- Immediately dangerous to life or health (IDLH)- acute and chronic Effects- Routes of Chemical Entry-Personnel Protective Equipment- Health and Safety Policy-Material Safety Data Sheet MSDS

**UNIT II STANDARDS AND REGULATIONS**

Indian Factories Act-1948- Health- Safety- Hazardous materials and Welfare- ISO 45001:2018 occupational health and safety (OH&S) - Occupational Safety and Health Audit IS14489:1998- Hazard Identification and Risk Analysis- code of practice IS 15656:2006

**UNIT III SAFETY ACTIVITIES**

Toolbox Talk- Role of safety Committee- Responsibilities of Safety Officers and Safety Representatives- Safety Training and Safety Incentives- Mock Drills- On-site Emergency Action Plan- Off-site Emergency Action Plan- Safety poster and Display- Human Error Assessment

**UNIT IV WORKPLACE HEALTH AND SAFETY**

Noise hazard- Particulate matter- musculoskeletal disorder improper sitting poster and lifting Ergonomics RULE & REBA- Unsafe act & Unsafe Condition- Electrical Hazards- Crane Safety-Toxic gas Release

**UNIT V HAZARD IDENTIFICATION TECHNIQUES**

Job Safety Analysis-Preliminary Hazard Analysis-Failure mode and Effects Analysis- Hazard and Operability- Fault Tree Analysis- Event Tree Analysis Qualitative and Quantitative Risk Assessment- Checklist Analysis- Root cause analysis- What-If Analysis- and Hazard Identification and Risk Assessment

Course outcomes on completion of this course the student will be able:

- Understand the basic concept of safety.
- Obtain knowledge of Statutory Regulations and standards.
- Know about the safety Activities of the Working Place.
- Analyze on the impact of Occupational Exposures and their Remedies
- Obtain knowledge of Risk Assessment Techniques.

**TEXTBOOKS**

1. R.K. Jain and Prof. Sunil S. Rao Industrial Safety, Health and Environment Management Systems KHANNA PUBLISHER

- L. M. Deshmukh Industrial Safety Management: Hazard Identification and Risk Control McGraw-Hill Education

## REFERENCES

- Frank Lees (2012) 'Lees' Loss Prevention in Process Industries. Butterworth-Heinemann publications, UK, 4th Edition.
- John Ridley & John Channing (2008) Safety at Work: Routledge, 7th Edition.
- Dan Petersen (2003) Techniques of Safety Management: A System Approach.
- Alan Waring.(1996). Safety management system: Chapman & Hall, England
- Society of Safety Engineers, USA

## ONLINE RESOURCES

ISO 45001:2018 occupational health and safety (OH&S) International Organization for Standardization <https://www.iso.org/standard/63787.html>

Indian Standard code of practice on occupational safety and health audit <https://law.resource.org/pub/in/bis/S02/is.14489.1998.pdf>

Indian Standard code of practice on Hazard Identification and Risk Analysis IS 15656:2006 <https://law.resource.org/pub/in/bis/S02/is.15656.2006.pdf>

Course Outcomes	Statement	Program Outcome														
		PO 1	PO 2	PO 3	PO 4	PO 5	PO 6	PO 7	PO 8	PO 9	PO 10	PO 11	PO 12	PS O1	PS O2	PS O3
CO1	Understand the basic concept of safety.	3	3	3	1	1	3	2	2	3	3	1	3	3	3	3
CO2	Obtain knowledge of Statutory Regulations and standards.	2	3	2	2	1	3	2	3	3	2	1	3	3	3	3
CO3	Know about the safety Activities of the Working Place.	2	2	2	2	1	2	2	2	3	2	1	2	3	3	3
CO4	Analyze on the impact of Occupational Exposures and their Remedies	3	3	3	2	2	3	2	2	3	2	1	3	3	3	3
CO5	Obtain knowledge of Risk Assessment Techniques.	3	2	3	2	2	3	2	2	3	2	2	3	3	3	3
<b>Industrial safety</b>		3	3	3	2	1	3	2	2	3	2	1	3	3	3	3

## OPEN ELECTIVE I AND II

**OCS351 ARTIFICIAL INTELLIGENCE AND MACHINE LEARNING FUNDAMENTALS L T P C**  
**2 0 2 3**

### OBJECTIVES:

The main objectives of this course are to:



1. Understand the importance, principles, and search methods of AI
2. Provide knowledge on predicate logic and Prolog.
3. Introduce machine learning fundamentals
4. Study of supervised learning algorithms.
5. Study about unsupervised learning algorithms.

**UNIT I INTELLIGENT AGENT AND UNINFORMED SEARCH 6**

**Introduction** - Foundations of AI - History of AI - The state of the art - Risks and Benefits of AI - **Intelligent Agents** - Nature of Environment - Structure of Agent - Problem Solving Agents - Formulating Problems - **Uninformed Search** - Breadth First Search - Dijkstra's algorithm or uniform-cost search - Depth First Search - Depth Limited Search

**UNIT II PROBLEM SOLVING WITH SEARCH TECHNIQUES 6**

**Informed Search** - Greedy Best First - A\* algorithm - Adversarial Game and Search - **Game theory** - Optimal decisions in game - Min Max Search algorithm - Alpha-beta pruning - **Constraint Satisfaction Problems (CSP)** - Examples - Map Coloring - Job Scheduling - Backtracking Search for CSP

**UNIT III LEARNING 6**

Machine Learning: Definitions – Classification - Regression - approaches of machine learning models - Types of learning - Probability - Basics - Linear Algebra – Hypothesis space and inductive bias, Evaluation. Training and test sets, cross validation, Concept of over fitting, under fitting, Bias and Variance - **Regression**: Linear Regression - Logistic Regression

**UNIT IV SUPERVISED LEARNING 6**

**Neural Network**: Introduction, Perceptron Networks – Adaline - Back propagation networks - **Decision Tree**: Entropy – Information gain - Gini Impurity - classification algorithm - Rule based Classification - **Naïve Bayesian classification** - **Support Vector Machines (SVM)**

**UNIT V UNSUPERVISED LEARNING 6**

**Unsupervised Learning** – Principle Component Analysis - **Neural Network**: Fixed Weight Competitive Nets - Kohonen Self-Organizing Feature Maps – **Clustering**: Definition - Types of Clustering – Hierarchical clustering algorithms – k-means algorithm

**TOTAL : 30 PERIODS**

**PRACTICAL EXERCISES: 30 PERIODS**

**Programs for Problem solving with Search**

1. Implement breadth first search
2. Implement depth first search
3. Analysis of breadth first and depth first search in terms of time and space
4. Implement and compare Greedy and A\* algorithms.

**Supervised learning**

5. Implement the non-parametric locally weighted regression algorithm in order to fit data points. Select appropriate data set for your experiment and draw graphs
6. Write a program to demonstrate the working of the decision tree based algorithm.
7. Build an artificial neural network by implementing the back propagation algorithm and test the same using appropriate data sets.
8. Write a program to implement the naïve Bayesian classifier.

**Unsupervised learning**

9. Implementing neural network using self-organizing maps
10. Implementing k-Means algorithm to cluster a set of data.
11. Implementing hierarchical clustering algorithm.

Note:

- Installation of gnu-prolog, Study of Prolog (gnu-prolog).

- The programs can be implemented in using C++/JAVA/ Python or appropriate tools can be used by designing good user interface
- Data sets can be taken from standard repositories (<https://archive.ics.uci.edu/ml/datasets.html>) or constructed by the students.

**OUTCOMES:**

- CO1: Understand the foundations of AI and the structure of Intelligent Agents  
 CO2: Use appropriate search algorithms for any AI problem  
 CO3: Study of learning methods  
 CO4: Solving problem using Supervised learning  
 CO5: Solving problem using Unsupervised learning

**TOTAL PERIODS: 60**

**TEXT BOOK**

1. S. Russell and P. Norvig, “Artificial Intelligence: A Modern Approach”, Prentice Hall, Fourth Edition, 2021
2. S.N.Sivanandam and S.N.Deepa, Principles of soft computing-Wiley India.3 rd ed,

**REFERENCES**

1. Machine Learning. Tom Mitchell. First Edition, McGraw- Hill, 1997.
2. I. Bratko, “Prolog: Programming for Artificial Intelligence”, Fourth edition, Addison-Wesley Educational Publishers Inc., 2011.
3. C. Muller & Sarah Alpaydin, Ethem. Introduction to machine learning. MIT press, 2020.

**OCS352**

**IOT CONCEPTS AND APPLICATIONS**

**L T P C  
2 0 2 3**

**OBJECTIVES:**

- To apprise students with basic knowledge of IoT that paves a platform to understand physical and logical design of IOT
- To teach a student how to analyse requirements of various communication models and protocols for cost-effective design of IoT applications on different IoT platforms.
- To introduce the technologies behind Internet of Things(IoT).
- To explain the students how to code for an IoT application using Arduino/Raspberry Pi open platform.
- To apply the concept of Internet of Things in real world scenario.

**UNIT I INTRODUCTION TO INTERNET OF THINGS 5**

Evolution of Internet of Things – Enabling Technologies – IoT Architectures: oneM2M, IoT World Forum (IoTWF) and Alternative IoT Models – Simplified IoT Architecture and Core IoT Functional Stack – Fog, Edge and Cloud in IoT

**UNIT II COMPONENTS IN INTERNET OF THINGS 5**

Functional Blocks of an IoT Ecosystem – Sensors, Actuators, and Smart Objects – Control Units - Communication modules (Bluetooth, Zigbee,Wifi, GPS, GSM Modules)

**UNIT III PROTOCOLS AND TECHNOLOGIES BEHIND IOT 6**

IOT Protocols - IPv6, 6LoWPAN, MQTT, CoAP - RFID, Wireless Sensor Networks, BigData Analytics, Cloud Computing, Embedded Systems.

**UNIT IV OPEN PLATFORMS AND PROGRAMMING 7**

IOT deployment for Raspberry Pi /Arduino platform-Architecture –Programming – Interfacing – Accessing GPIO Pins – Sending and Receiving Signals Using GPIO Pins – Connecting to the Cloud.

**UNIT V IOT APPLICATIONS 7**

Business models for the internet of things, Smart city, Smart mobility and transport, Industrial IoT, Smart health, Environment monitoring and surveillance – Home Automation – Smart Agriculture  
**30 PERIODS**

**PRACTICAL EXERCISES: 30 PERIODS**

1. Introduction to Arduino platform and programming
2. Interfacing Arduino to Zigbee module
3. Interfacing Arduino to GSM module
4. Interfacing Arduino to Bluetooth Module
5. Introduction to Raspberry PI platform and python programming
6. Interfacing sensors to Raspberry PI
7. Communicate between Arduino and Raspberry PI using any wireless medium
8. Setup a cloud platform to log the data
9. Log Data using Raspberry PI and upload to the cloud platform
10. Design an IOT based system

**OUTCOMES:**

**CO 1:** Explain the concept of IoT.

**CO 2:** Understand the communication models and various protocols for IoT.

**CO 3:** Design portable IoT using Arduino/Raspberry Pi /open platform

**CO 4:** Apply data analytics and use cloud offerings related to IoT.

**CO 5:** Analyze applications of IoT in real time scenario.

**TOTAL PERIODS:60**

**TEXTBOOKS**

1. Robert Barton, Patrick Grossetete, David Hanes, Jerome Henry, Gonzalo Salgueiro, "IoT Fundamentals: Networking Technologies, Protocols, and Use Cases for the Internet of Things", CISCO Press, 2017
2. Samuel Greengard, The Internet of Things, The MIT Press, 2015

**REFERENCES**

1. Perry Lea, "Internet of things for architects", Packt, 2018
2. Olivier Hersent, David Boswarthick, Omar Elloumi , "The Internet of Things – Key applications and Protocols", Wiley, 2012
3. IOT (Internet of Things) Programming: A Simple and Fast Way of Learning, IOT Kindle Edition.
4. Dieter Uckelmann, Mark Harrison, Michahelles, Florian (Eds), "Architecting the Internet of Things", Springer, 2011.
5. ArshdeepBahga, Vijay Madiseti, "Internet of Things – A hands-on approach", Universities Press, 2015
6. <https://www.arduino.cc/>  
[https://www.ibm.com/smarterplanet/us/en/?ca=v\\_smarterplanet](https://www.ibm.com/smarterplanet/us/en/?ca=v_smarterplanet)

**COURSE OBJECTIVES:**

- Familiarize students with the data science process.
- Understand the data manipulation functions in Numpy and Pandas.
- Explore different types of machine learning approaches.
- Understand and practice visualization techniques using tools.
- Learn to handle large volumes of data with case studies.

**UNIT I INTRODUCTION****6**

Data Science: Benefits and uses – facets of data - Data Science Process: Overview – Defining research goals – Retrieving data – data preparation - Exploratory Data analysis – build the model – presenting findings and building applications - Data Mining - Data Warehousing – Basic statistical descriptions of Data

**UNIT II DATA MANIPULATION****9**

Python Shell - Jupyter Notebook - IPython Magic Commands - NumPy Arrays-Universal Functions – Aggregations – Computation on Arrays – Fancy Indexing – Sorting arrays – Structured data – Data manipulation with Pandas – Data Indexing and Selection – Handling missing data – Hierarchical indexing – Combining datasets – Aggregation and Grouping – String operations – Working with time series – High performance

**UNIT III MACHINE LEARNING****5**

The modeling process - Types of machine learning - Supervised learning - Unsupervised learning - Semi-supervised learning- Classification, regression - Clustering – Outliers and Outlier Analysis

**UNIT IV DATA VISUALIZATION****5**

Importing Matplotlib – Simple line plots – Simple scatter plots – visualizing errors – density and contour plots – Histograms – legends – colors – subplots – text and annotation – customization – three dimensional plotting - Geographic Data with Basemap - Visualization with Seaborn

**UNIT V HANDLING LARGE DATA****5**

Problems - techniques for handling large volumes of data - programming tips for dealing with large data sets- Case studies: Predicting malicious URLs, Building a recommender system - Tools and techniques needed - Research question - Data preparation - Model building – Presentation and automation.

**30 PERIODS****PRACTICAL EXERCISES:****30 PERIODS****LAB EXERCISES**

1. Download, install and explore the features of Python for data analytics.
2. Working with Numpy arrays
3. Working with Pandas data frames
4. Basic plots using Matplotlib
5. Statistical and Probability measures
  - a) Frequency distributions
  - b) Mean, Mode, Standard Deviation
  - c) Variability
  - d) Normal curves
  - e) Correlation and scatter plots
  - f) Correlation coefficient
  - g) Regression

6. Use the standard benchmark data set for performing the following:
  - a) Univariate Analysis: Frequency, Mean, Median, Mode, Variance, Standard Deviation, Skewness and Kurtosis.
  - b) Bivariate Analysis: Linear and logistic regression modelling.
7. Apply supervised learning algorithms and unsupervised learning algorithms on any data set.
8. Apply and explore various plotting functions on any data set.

**Note: Example data sets like: UCI, Iris, Pima Indians Diabetes etc.**

**COURSE OUTCOMES:**

**At the end of this course, the students will be able to:**

- CO1:** Gain knowledge on data science process.
- CO2:** Perform data manipulation functions using Numpy and Pandas.
- CO3:** Understand different types of machine learning approaches.
- CO4:** Perform data visualization using tools.
- CO5:** Handle large volumes of data in practical scenarios.

**TOTAL PERIODS:60**

**TEXT BOOKS**

1. David Cielen, Arno D. B. Meysman, and Mohamed Ali, "Introducing Data Science", Manning Publications, 2016.
2. Jake VanderPlas, "Python Data Science Handbook", O'Reilly, 2016.

**REFERENCES**

1. Robert S. Witte and John S. Witte, "Statistics", Eleventh Edition, Wiley Publications, 2017.
2. Allen B. Downey, "Think Stats: Exploratory Data Analysis in Python", Green Tea Press, 2014.

**CCS333**

**AUGMENTED REALITY/VIRTUAL REALITY**

**L T P C**  
**2 0 2 3**

**OBJECTIVES:**

- To impart the fundamental aspects and principles of AR/VR technologies.
- To know the internals of the hardware and software components involved in the development of AR/VR enabled applications.
- To learn about the graphical processing units and their architectures.
- To gain knowledge about AR/VR application development.
- To know the technologies involved in the development of AR/VR based applications.

**UNIT I INTRODUCTION**

**7**

Introduction to Virtual Reality and Augmented Reality – Definition – Introduction to Trajectories and Hybrid Space-Three I's of Virtual Reality – Virtual Reality Vs 3D Computer Graphics – Benefits of Virtual Reality – Components of VR System – Introduction to AR-AR Technologies-Input Devices – 3D Position Trackers – Types of Trackers – Navigation and Manipulation Interfaces – Gesture Interfaces – Types of Gesture Input Devices – Output Devices – Graphics Display – Human Visual System – Personal Graphics Displays – Large Volume Displays – Sound Displays – Human Auditory System.

**UNIT II VR MODELING**

**6**

Modeling – Geometric Modeling – Virtual Object Shape – Object Visual Appearance – Kinematics Modeling – Transformation Matrices – Object Position – Transformation Invariants –Object Hierarchies – Viewing the 3D World – Physical Modeling – Collision Detection – Surface

Deformation – Force Computation – Force Smoothing and Mapping – Behavior Modeling – Model Management.

**UNIT III VR PROGRAMMING 6**

VR Programming – Toolkits and Scene Graphs – World ToolKit – Java 3D – Comparison of World ToolKit and Java 3D

**UNIT IV APPLICATIONS 6**

Human Factors in VR – Methodology and Terminology – VR Health and Safety Issues – VR and Society-Medical Applications of VR – Education, Arts and Entertainment – Military VR Applications – Emerging Applications of VR – VR Applications in Manufacturing – Applications of VR in Robotics – Information Visualization – VR in Business – VR in Entertainment – VR in Education.

**UNIT V AUGMENTED REALITY 5**

Introduction to Augmented Reality-Computer vision for AR-Interaction-Modelling and Annotation-Navigation-Wearable devices

**30 PERIODS**

**PRACTICAL EXERCISES:**

**30 PERIODS**

1. Study of tools like Unity, Maya, 3DS MAX, AR toolkit, Vuforia and Blender.
2. Use the primitive objects and apply various projection types by handling camera.
3. Download objects from asset store and apply various lighting and shading effects.
4. Model three dimensional objects using various modelling techniques and apply textures over them.
5. Create three dimensional realistic scenes and develop simple virtual reality enabled mobile applications which have limited interactivity.
6. Add audio and text special effects to the developed application.
7. Develop VR enabled applications using motion trackers and sensors incorporating full haptic interactivity.
8. Develop AR enabled applications with interactivity like E learning environment, Virtual walkthroughs and visualization of historic places.
9. Develop AR enabled simple applications like human anatomy visualization, DNA/RNA structure visualization and surgery simulation.
10. Develop simple MR enabled gaming applications.

**TOTAL PERIODS:60**

**OUTCOMES:**

**On completion of the course, the students will be able to:**

**CO1:** Understand the basic concepts of AR and VR

**CO2:** Understand the tools and technologies related to AR/VR

**CO3:** Know the working principle of AR/VR related Sensor devices

**CO4:** Design of various models using modeling techniques

**CO5:** Develop AR/VR applications in different domains

**TEXTBOOKS:**

1. Charles Palmer, John Williamson, “Virtual Reality Blueprints: Create compelling VR experiences for mobile”, Packt Publisher, 2018
2. Dieter Schmalstieg, Tobias Hollerer, “Augmented Reality: Principles & Practice”, Addison Wesley, 2016
3. John Vince, “Introduction to Virtual Reality”, Springer-Verlag, 2004.
4. William R. Sherman, Alan B. Craig: Understanding Virtual Reality – Interface, Application, Design”, Morgan Kaufmann, 2003

## CO's – PO's & PSO's MAPPING

5.

CO's	PO's												PSO's			
	1	2	3	4	5	6	7	8	9	10	11	12	1	2	3	
1	3	2	2	-	3	-	-	-	2	2	1	2	2	1	2	
2	3	2	2	1	3	-	-	-	3	2	2	3	3	1	2	
3	3	3	2	2	3	-	-	-	3	2	1	2	3	2	2	
4	3	3	3	2	3	-	-	-	3	2	2	3	3	2	2	
5	3	3	3	3	3	-	-	-	3	3	3	3	3	3	3	
<b>AVg.</b>	<b>3.00</b>	<b>2.60</b>	<b>2.40</b>	<b>2.00</b>	<b>3.00</b>	-	-	-	<b>2.80</b>	<b>2.20</b>	<b>1.80</b>	<b>2.60</b>	<b>2.80</b>	<b>1.80</b>	<b>2.20</b>	

### OPEN ELCTIVE III

OHS351

ENGLISH FOR COMPETITIVE EXAMINATIONS

L T P C

3 0 0 3

#### Course Description:

Students aspiring to take up competitive exams of which the English language is a vital component will find this course useful. Designed for students in the higher semesters, the course will help students to familiarise themselves with those aspects of English that are tested in these examinations.

#### Objectives:

- To train the students in the language components essential to face competitive examinations both at the national (UPSC, Banking, Railway, Defence) and the international level (GRE, TOEFL, IELTS).
- To enhance an awareness of the specific patterns in language testing and the respective skills to tackle verbal reasoning and verbal ability tests.
- To inculcate effective practices in language-learning in order to improve accuracy in usage of grammar and coherence in writing.
- To improve students' confidence to express their ideas and opinions in formal contexts
- To create awareness of accuracy and precision in communication

#### UNIT I

9

Orientation on different formats of competitive exams - Vocabulary – Verbal ability – Verbal reasoning - Exploring the world of words – Essential words – Meaning and their usage – Synonyms-antonyms – Word substitution – Word analogy – Idioms and phrases – Commonly confused words – Spellings – Word expansion – New words in use.

#### UNIT II

9

Grammar – Sentence improvement – Sentence completion – Rearranging phrases into sentences – Error identification – Tenses – Prepositions – Adjectives – Adverbs – Subject-verb agreement – Voice – Reported speech – Articles – Clauses – Speech patterns.

#### UNIT III

9

Reading - Specific information and detail – Identifying main and supporting ideas – Speed reading techniques – Improving global reading skills – Linking ideas – Summarising – Understanding argument – Identifying opinion/attitude and making inferences - Critical reading.

#### UNIT IV

9

Writing – Pre-writing techniques – Mindmap - Describing pictures and facts - Paragraph structure – organising points – Rhetoric writing – Improving an answer – Drafting, writing and developing an argument – Focus on cohesion – Using cohesive devices – Analytic writing – Structure and types

of essay – Mind maps – Structure of drafts, letters, memos, emails – Statements of Purpose – Structure, Content and Style.

## UNIT V

9

Listening and Speaking – Contextual listening – Listening to instructions – Listening for specific information – Identifying detail, main ideas – Following signpost words – Stress, rhythm and intonation - Speaking to respond and elicit ideas – Guided speaking – Opening phrases – Interactive communication – Dysfluency -Sentence stress – Speaking on a topic – Giving opinions – Giving an oral presentation – Telling a story or a personal anecdote – Talking about oneself - Utterance – Speech acts- Brainstorming ideas – Group discussion.

**TOTAL: 45 PERIODS**

### Learning Outcomes:

At the end of the course, learners will be able

- expand their vocabulary and gain practical techniques to read and comprehend a wide range of texts with the emphasis required
- identify errors with precision and write with clarity and coherence
- understand the importance of task fulfilment and the usage of task-appropriate vocabulary
- communicate effectively in group discussions, presentations and interviews
- write topic based essays with precision and accuracy

### CO-PO & PSO MAPPING

CO	PO												PSO		
	1	2	3	4	5	6	7	8	9	10	11	12	1	2	3
1	1	3	3	1	3	3	3	3	1	3	1	3	-	-	-
2	2	3	3	2	3	3	3	3	1	3	3	3	-	-	-
3	3	3	3	3	3	3	3	3	3	3	3	3	-	-	-
4	2	2	2	2	2	2	2	2	3	3	3	3	-	-	-
5	2	2	2	2	2	2	2	2	2	3	2	3	-	-	-
AVg.	2	2.6	2.6	2	2.6	2.6	2.6	2.6	2	3	2.4	3	-	-	-

- 1-low, 2-medium, 3-high, ‘-‘- no correlation

**Note:** The average value of this course to be used for program articulation matrix.

### Teaching Methods:

Instructional methods will involve discussions, taking mock tests on various question papers – Objective, multiple-choice and descriptive. Peer evaluation, self-check on improvement and peer feedback - Practice sessions on speaking assessments, interview and discussion – Using multimedia.

### Evaluative Pattern:

Internal Tests – 50%

End Semester Exam - 50%

### TEXTBOOKS:

1. R.P.Bhatnagar - *General English for Competitive Examinations*. Macmillan India Limited, 2009.

### REFERENCEBOOKS:

1. Educational Testing Service - *The Official Guide to the GRE Revised General Test*, Tata McGraw Hill, 2010.
2. *The Official Guide to the TOEFL Test*, Tata McGraw Hill, 2010.
3. R Rajagopalan- *General English for Competitive Examinations*, McGraw Hill Education (India) Private Limited, 2008.



## Websites

<http://www.examenglish.com/>, <http://www.ets.org/>, <http://www.bankxams.com/>  
<http://civilservicesmentor.com/>, <http://www.educationobserver.com>  
<http://www.cambridgeenglish.org/in/>

**OCE353**

**LEAN CONCEPTS, TOOLS AND PRACTICES**

**L T P C**

**3 0 0 3**

### OBJECTIVE:

- To impart knowledge about the basics of lean principles, tools and techniques, and implementation in the construction industry.

### UNIT I INTRODUCTION

**9**

Introduction and overview of the construction project management - Review of Project Management & Productivity Measurement Systems - Productivity in Construction - Daily Progress Report-The state of the industry with respect to its management practices -construction project phases - The problems with current construction management techniques.

### UNIT II LEAN MANAGEMENT

**9**

Introduction to lean management - Toyota's management principle-Evolution of lean in construction industry - Production theories in construction -Lean construction value - Value in construction - Target value design - Lean project delivery system- Forms of waste in construction industry - Waste Elimination.

### UNIT III CORE CONCEPTS IN LEAN

**9**

Concepts in lean thinking – Principles of lean construction – Variability and its impact – Traditional construction and lean construction – Traditional project delivery - Lean construction and workflow reliability – Work structuring – Production control.

### UNIT IV LEAN TOOLS AND TECHNIQUES

**9**

Value Stream Mapping – Work sampling – Last planner system – Flow and pull based production – Last Planner System – Look ahead schedule – constraint analysis – weekly planning meeting-Daily Huddles – Root cause analysis – Continuous improvement – Just in time.

### UNIT V LEAN IMPLEMENTATION IN CONSTRUCTION INDUSTRY

**9**

Lean construction implementation- Enabling lean through information technology - Lean in design - Design Structure - BIM (Building Information Modelling) - IPD (Integrated Project Delivery) – Sustainability through lean construction approach.

**TOTAL : 45 PERIODS**

### OUTCOME:

On completion of this course, the student is expected to be able to

**CO1** Explains the contemporary management techniques and the issues in present scenario.

**CO2** Apply the basics of lean management principles and their evolution from manufacturing industry to construction industry.

**CO3** Develops a better understanding of core concepts of lean construction tools and techniques and their importance in achieving better productivity.

**CO4** Apply lean techniques to achieve sustainability in construction projects.

**CO5** Apply lean construction techniques in design and modeling.

### REFERENCES:

1. Corfe, C. and Clip, B., Implementing lean in construction: Lean and the sustainability agenda, CIRIA, 2013.

2. Shang Gao and Sui Pheng Low, Lean Construction Management: The Toyota Way, Springer, 2014.
3. Dave, B., Koskela, L., Kiviniemi, A., Owen, R., and Tzortzopoulos, P., Implementing lean in construction: Lean construction and BIM, CIRIA, 2013.
4. Ballard, G., Tommelein, I., Koskela, L. and Howell, G., Lean construction tools and techniques, 2002.
5. Salem, O., Solomon, J., Genaidy, A. and Luegring, M., Site implementation and Assessment of Lean Construction Techniques, Lean Construction Journal, 2005

**OMG352**

**NGOS AND SUSTAINABLE DEVELOPMENT**

**L T P C**  
**3 0 0 3**

**COURSE OBJECTIVES**

- to understand the importance of sustainable development
- to acquire a reasonable knowledge on the legal frameworks pertaining to pollution control and environmental management
- to comprehend the role of NGOs in attaining sustainable development

**UNIT I ENVIRONMENTAL CONCERNS**

**9**

Introduction to sustainable development goals, Global responsibility of environmental concern, Importance of environmental preservation, Environmental threats, Pollution and its types, Effects of Pollution, Pollution control, Treatment of wastes

**UNIT II ROLE OF NGOS**

**9**

Role of NGO's in national development, NGO's and participatory management, Challenges and limitations of NGO's, Community Development programmes, Role of NGO's in Community Development programmes, Participation of NGO's in environment management, Corporate Social responsibility, NGO's and corporate social responsibility

**UNIT III SUSTAINABLE DEVELOPMENT**

**9**

Issues and Challenges of Sustainable Development, Bioenergy, Sustainable Livelihoods and Rural Poor in Sustainable Development, Protecting ecosystem services for sustainable development, Non-renewable sources of energy and its effect, Renewable sources of energy for sustainability, Nuclear resources and Legal Regulation of Hazardous Substances, Sustainable Development: Programme and Policies, Sustainability assessment and Indicators

**UNIT IV NGO'S FOR SUSTAINABILITY**

**9**

Civil Society Initiatives in Environment Management, Civil Society Initiatives for Sustainable Development, Global Initiatives in Protecting Global Environment, World Summit on Sustainable Development (Johannesburg Summit 2002), Ecological economics, Environmental sustainability, Social inclusion, Health for all, education for all, Food security and Water security, NGOs and Sustainable Development strategies

**UNIT V LEGAL FRAMEWORKS**

**9**

Need for a Legal framework and its enforcement, Legal measures to control pollution, Environmental Legislations in India, Mechanism to implement Environmental Laws in India, Legal Protection of Forests Act 1927, Legal Protection of Wild Life, Role of NGO's in implementing environmental laws, Challenges in the implementation of environmental legislation

**TOTAL 45 : PERIODS**

## OUTCOMES

Upon completion of this course, the student will :

CO1 Have a thorough grounding on the issues and challenges being faced in attaining sustainable development

CO2 have a knowledge on the role of NGOs towards sustainable development

CO 3 present strategies for NGOs in attaining sustainable development

CO 4 recognize the importance of providing energy, food security and health equity to all members of the society without damaging the environment

CO 5 understand the environmental legislations

## REFERENCE BOOKS

1. Kulsange, S and Kamble, R. (2019). Environmental NGO's: Sustainability Stewardship, Lap Lambert Academic Publishing, India, ISBN-13: 978-6200442444.
2. Dodds, F. (2007). NGO diplomacy: The influence of nongovernmental organizations in international environmental negotiations. Mit Press, Cambridge, ISBN-13: 978-0262524766.
3. Ghosh, S. (Ed.). (2019). Indian environmental law: Key concepts and principles. Orient BlackSwan, India, ISBN-13: 978-9352875795.
4. Alan Fowler and Chiku Malunga (2010) NGO Management: The Earthscan Companion, Routledge, ISBN-13 : 978-1849711197.

## OMG353

## DEMOCRACY AND GOOD GOVERNANCE

L T P C  
3 0 0 3

### UNIT-I

(9)

Structure and Process of Governance: Indian Model of Democracy, Parliament, Party Politics and Electoral Behaviour, Federalism, the Supreme Court and Judicial Activism, Units of Local Governance

### UNIT-II

(9)

Regulatory Institutions – SEBI, TRAI, Competition Commission of India,

### UNIT-III

(9)

Lobbying Institutions: Chambers of Commerce and Industries, Trade Unions, Farmers Associations, etc.

### UNIT- IV

(9)

Contemporary Political Economy of Development in India: Policy Debates over Models of Development in India, Recent trends of Liberalisation of Indian Economy in different sectors, E-governance

### UNIT-V

(9)

Dynamics of Civil Society: New Social Movements, Role of NGO's, Understanding the political significance of Media and Popular Culture.

**TOTAL 45 : PERIODS**

## REFERENCES:

1. Atul Kohli (ed.): The Success of India's Democracy, Cambridge University Press, 2001.
2. Corbridge, Stuart and John Harris: Reinventing India: Liberalisation, Hindu Nationalism and Popular Democracy, Oxford University Press, 2000.
3. J.Dreze and A.Sen, India: Economic Development and Social Opportunity, Clarendon, 1995.
4. Saima Saeed: Screening the Public Sphere: Media and Democracy in India, 2013
5. Himat Singh: Green Revolution Reconsidered: The Rural World of Punjab, OUP, 2001.
6. Jagdish Bhagwati: India in Transition: Freeing The Economy, 1993.
7. Smitu Kothari: Social Movements and the Redefinition of Democracy, Boulder, Westview, 1993.

**COURSE OBJECTIVES**

- 1 To know the Indian and global energy scenario
- 2 To learn the various solar energy technologies and its applications.
- 3 To educate the various wind energy technologies.
- 4 To explore the various bio-energy technologies.
- 5 To study the ocean and geothermal technologies.

**UNIT – I ENERGY SCENARIO****9**

Indian energy scenario in various sectors – domestic, industrial, commercial, agriculture, transportation and others – Present conventional energy status – Present renewable energy status-Potential of various renewable energy sources-Global energy status-Per capita energy consumption - Future energy plans

**UNIT – II SOLAR ENERGY****9**

Solar radiation – Measurements of solar radiation and sunshine – Solar spectrum - Solar thermal collectors – Flat plate and concentrating collectors – Solar thermal applications – Solar thermal energy storage – Fundamentals of solar photo voltaic conversion – Solar cells – Solar PV Systems – Solar PV applications.

**UNIT – III WIND ENERGY****9**

Wind data and energy estimation – Betz limit - Site selection for windfarms – characteristics - Wind resource assessment - Horizontal axis wind turbine – components - Vertical axis wind turbine – Wind turbine generators and its performance – Hybrid systems – Environmental issues - Applications.

**UNIT – IV BIO-ENERGY****9**

Bio resources – Biomass direct combustion – thermochemical conversion - biochemical conversion-mechanical conversion - Biomass gasifier - Types of biomass gasifiers - Cogeneration -- Carbonisation – Pyrolysis - Biogas plants – Digesters –Biodiesel production – Ethanol production - Applications.

**UNIT – V OCEAN AND GEOTHERMAL ENERGY****9**

Small hydro - Tidal energy – Wave energy – Open and closed OTEC Cycles – Limitations – Geothermal energy – Geothermal energy sources - Types of geothermal power plants – Applications - Environmental impact.

**TOTAL: 45 PERIODS****OUTCOMES:**

At the end of the course the students would be able to

- Discuss the Indian and global energy scenario.
- Describe the various solar energy technologies and its applications.
- Explain the various wind energy technologies.
- Explore the various bio-energy technologies.
- Discuss the ocean and geothermal technologies.

**TEXT BOOKS:**

1. Fundamentals and Applications of Renewable Energy | Indian Edition, by Mehmet Kanoglu, Yunus A. Cengel, John M. Cimbala, cGraw Hill; First edition (10 December 2020), ISBN-10 : 9390385636
2. Renewable Energy Sources and Emerging Technologies, by Kothari, Prentice Hall India Learning Private Limited; 2nd edition (1 January 2011), ISBN-10 : 8120344707

**REFERENCES:**

1. Godfrey Boyle, "Renewable Energy, Power for a Sustainable Future", Oxford University Press, U.K., 2012.
2. Rai.G.D., "Non-Conventional Energy Sources", Khanna Publishers, New Delhi, 2014.
3. Sukhatme.S.P., "Solar Energy: Principles of Thermal Collection and Storage", Tata McGraw Hill Publishing Company Ltd., New Delhi, 2009.
4. Tiwari G.N., "Solar Energy – Fundamentals Design, Modelling and applications", Alpha Science Intl Ltd, 2015.
5. Twidell, J.W. & Weir A., "Renewable Energy Resources", EFNSpon Ltd., UK, 2015.

CO	PO												PSO		
	1	2	3	4	5	6	7	8	9	10	11	12	1	2	3
1	1	1	1	1	1	2	3	2	2	1	1	3	2	1	2
2	3	2	2	1	1	1	3	1	1	1	2	3	2	1	2
3	3	2	3	1	2	1	3	1	1	1	1	3	1	1	2
4	2	2	2	1	2	1	3	1	1	1	2	3	2	2	2
5	2	1	2	1	2	1	3	1	1	1	1	3	2	1	2

Low (1) ; Medium (2) ; High (3)

**OME354****APPLIED DESIGN THINKING****L T P C  
3 0 0 3****OBJECTIVES:**

The course aims to

- Introduce tools & techniques of design thinking for innovative product development
- Illustrate customer-centric product innovation using on simple use cases
- Demonstrate development of Minimum usable Prototypes
- Outline principles of solution concepts & their evaluation
- Describe system thinking principles as applied to complex systems

**UNIT I DESIGN THINKING PRINCIPLES****9**

Exploring Human-centered Design - Understanding the Innovation process, discovering areas of opportunity, Interviewing & empathy-building techniques, Mitigate validation risk with FIR [Forge Innovation rubric] - Case studies

**UNIT II ENDUSER-CENTRIC INNOVATION****9**

Importance of customer-centric innovation - Problem Validation and Customer Discovery - Understanding problem significance and problem incidence - Customer Validation. Target user, User persona & user stories. Activity: Customer development process - Customer interviews and field visit

**UNIT III APPLIED DESIGN THINKING TOOLS****9**

Concept of Minimum Usable Prototype [MUP] - MUP challenge brief - Designing & Crafting the value proposition - Designing and Testing Value Proposition; Design a compelling value proposition; Process, tools and techniques of Value Proposition Design

**UNIT IV CONCEPT GENERATION****9**

Solution Exploration, Concepts Generation and MUP design- Conceptualize the solution concept; explore, iterate and learn; build the right prototype; Assess capability, usability and feasibility. Systematic concept generation; evaluation of technology alternatives and the solution

concepts

## UNIT V SYSTEM THINKING

9

System Thinking, Understanding Systems, Examples and Understandings, Complex Systems

**TOTAL: 45 PERIODS**

### COURSE OUTCOMES

**At the end of the course, learners will be able to:**

- Define & test various hypotheses to mitigate the inherent risks in product innovations.
- Design the solution concept based on the proposed value by exploring alternate solutions to achieve value-price fit.
- Develop skills in empathizing, critical thinking, analyzing, storytelling & pitching
- Apply system thinking in a real-world scenario

### TEXT BOOKS

1. Steve Blank, (2013), The four steps to epiphany: Successful strategies for products that win, Wiley.
2. Alexander Osterwalder, Yves Pigneur, Gregory Bernarda, Alan Smith, Trish Papadacos, (2014), Value
3. Proposition Design: How to Create Products and Services Customers Want, Wiley
4. Donella H. Meadows, (2015), "Thinking in Systems -A Primer", Sustainability Institute.
5. Tim Brown,(2012) "Change by Design: How Design Thinking Transforms Organizations and Inspires Innovation", Harper Business.

### REFERENCES

1. <https://www.ideou.com/pages/design-thinking#process>
2. [https://blog.forgeforward.in/valuation-risk-versus-validation-risk-in-product-innovations-49f253ca86\\_24](https://blog.forgeforward.in/valuation-risk-versus-validation-risk-in-product-innovations-49f253ca86_24)
3. <https://blog.forgeforward.in/product-innovation-rubric-adf5ebdfd356>
4. <https://blog.forgeforward.in/evaluating-product-innovations-e8178e58b86e>
5. <https://blog.forgeforward.in/user-guide-for-product-innovation-rubric-857181b253dd>
6. <https://blog.forgeforward.in/star-tup-failure-is-like-true-lie-7812cdf9b85>

**MF3003**

**REVERSE ENGINEERING**

**LT P C  
3 0 0 3**

### COURSE OBJECTIVES:

- The main learning objective of this course is to prepare students for:
- Applying the fundamental concepts and principles of reverse engineering in product design and development.
- Applying the concept and principles material characteristics, part durability and life limitation in reverse engineering of product design and development.
- Applying the concept and principles of material identification and process verification in reverse engineering of product design and development.
- Analysing the various legal aspect and applications of reverse engineering in product design and development.
- Understand about 3D scanning hardware & software operations and procedure to generate 3D model

## UNIT I INTRODUCTION & GEOMETRIC FORM

**9 Hours**

Definition – Uses – The Generic Process – Phases – Computer Aided Reverse Engineering - Surface and Solid Model Reconstruction – Dimensional Measurement – Prototyping.

**UNIT II MATERIAL CHARACTERISTICS AND PROCESS IDENTIFICATION 9 Hours**

.Alloy Structure Equivalency – Phase Formation and Identification – Mechanical Strength – Hardness –Part Failure Analysis – Fatigue – Creep and Stress Rupture – Environmentally Induced Failure Material Specification - Composition Determination - Microstructure Analysis - Manufacturing Process Verification.

**UNIT III DATA PROCESSING 9 Hours**

Statistical Analysis – Data Analysis – Reliability and the Theory of Interference – Weibull Analysis – Data Conformity and Acceptance – Data Report – Performance Criteria – Methodology of Performance Evaluation – System Compatibility.

**UNIT IV 3D SCANNING AND MODELLING 9 Hours**

Introduction, working principle and operations of 3D scanners: Laser, White Light, Blue Light - Applications- Software for scanning and modelling: Types- Applications- Preparation techniques for Scanning objects- Scanning and Measuring strategies - Calibration of 3D Scanner- Step by step procedure: 3D scanning - Geometric modelling – 3D inspection- Case studies.

**UNIT V INDUSTRIAL APPLICATIONS 9 Hours**

Reverse Engineering in the Automotive Industry; Aerospace Industry; Medical Device Industry. Case studies and Solving Industrial projects in Reverse Engineering.Legality: Patent – Copyrights –Trade Secret – Third-Party Materials.

**TOTAL : 45 PERIODS**

**COURSE OUTCOMES:**

Upon completion of this course, the students will be able to:

- Apply the fundamental concepts and principles of reverse engineering in product design and development.
- Apply the concept and principles material characteristics, part durability and life limitation in reverse engineering of product design and development.
- Apply the concept and principles of material identification and process verification in reverse engineering of product design and development.
- Apply the concept and principles of data processing, part performance and system compatibility in reverse engineering of product design and development.
- Analyze the various legal aspect
- Applications of reverse engineering in product design and development.

**TEXT BOOKS:**

1. Robert W. Messler, Reverse Engineering: Mechanisms, Structures, Systems & Materials, 1st Edition, McGraw-Hill Education, 2014
2. Wego Wang, Reverse Engineering Technology of Reinvention, CRC Press, 2011

**REFERENCES:**

1. Scott J. Lawrence , Principles of Reverse Engineering, Kindle Edition, 2022
2. Kevin Otto and Kristin Wood, Product Design: Techniques in Reverse Engineering and New Product Development, Prentice Hall, 2001
3. Kathryn, A. Ingle, “Reverse Engineering”, McGraw-Hill, 1994.
4. Linda Wills, “Reverse Engineering”, Kluwer Academic Publishers, 1996
5. Vinesh Raj and Kiran Fernandes, “Reverse Engineering: An Industrial Perspective”, Springer-Verlag London Limited 2008.

**COURSE OBJECTIVES:**

- To be acquainted with sustainability in manufacturing and its evaluation.
- To provide knowledge in environment and social sustainability.
- To provide the student with the knowledge of strategy to achieve sustainability.
- To familiarize with trends in sustainable operations.
- To create awareness in current sustainable practices in manufacturing industry.

**UNIT – I ECONOMIC SUSTAINABILITY 9**

Industrial Revolution-Economic sustainability: globalization and international issues Sustainability status - Emerging issues- Innovative products- Reconfiguration manufacturing enterprises - Competitive manufacturing strategies - Performance evaluation- Management for sustainability - Assessments of economic sustainability

**UNIT – II SOCIAL AND ENVIRONMENTAL SUSTAINABILITY 9**

Social sustainability – Introduction-Work management -Human rights - Societal commitment - Customers -Business practices -Modelling and assessing social sustainability. Environmental issues pertaining to the manufacturing sector: Pollution - Use of resources -Pressure to reduce costs - Environmental management: Processes that minimize negative environmental impacts - environmental legislation and energy costs - need to reduce the carbon footprint of manufacturing Operations-Modelling and assessing environmental sustainability

**UNIT – III SUSTAINABILITY PRACTICES 9**

Sustainability awareness - Measuring Industry Awareness-Drivers and barriers -Availability of sustainability indicators -Analysis of sustainability practicing -Modeling and assessment of sustainable practicing -Sustainability awareness -Sustainability drivers and barriers - Availability of sustainability indicators- Designing questionnaires- Optimizing Sustainability Indexes-Elements – Cost and time model.

**UNIT – IV MANUFACTURING STRATEGY FOR SUSTAINABILITY 9**

Concepts of competitive strategy and manufacturing strategies and development of a strategic improvement programme - Manufacturing strategy in business success strategy formation and formulation - Structured strategy formulation - Sustainable manufacturing system design options - Approaches to strategy formulation - Realization of new strategies/system designs.

**UNIT – V TRENDS IN SUSTAINABLE OPERATIONS 9**

Principles of sustainable operations - Life cycle assessment manufacturing and service activities - influence of product design on operations - Process analysis – Capacity management - Quality management -Inventory management - Just-In-Time systems - Resource efficient design - Consumerism and sustainable well-being.

**TOTAL: 45 PERIODS****COURSE OUTCOMES**

Upon successful completion of the course, students should be able to:

- CO1: Discuss the importance of economic sustainability.  
 CO2: Describe the importance of sustainable practices.  
 CO3: Identify drivers and barriers for the given conditions.  
 CO4: Formulate strategy in sustainable manufacturing.  
 CO5: Plan for sustainable operation of industry with environmental, cost consciousness.



**TEXT BOOKS:**

1. Ibrahim Garbie, "Sustainability in Manufacturing Enterprises Concepts, Analyses and Assessments for Industry 4.0", Springer International Publishing., United States, 2016, ISBN-13: 978-3319293042.
2. Davim J.P., "Sustainable Manufacturing", John Wiley & Sons., United States, 2010, ISBN: 978-1-848-21212-1.

**REFERENCES:**

1. Jovane F, Eµmper, W.E. and Williams, D.J., "The ManuFuture Road: Towards Competitive and Sustainable High-Adding-Value Manufacturing", Springer, 2009, United States, ISBN 978-3-540-77011-4.
2. Kutz M., "Environmentally Conscious Mechanical Design", John Wiley & Sons., United States, 2007, ISBN: 978-0-471-72636-4.
3. Seliger G., "Sustainable Manufacturing: Shaping Global Value Creation", Springer, United States, 2012, ISBN 978-3-642-27289-9.

Mapping of COs with POs and PSOs															
COs/Pos & PSOs	POs												PSOs		
	1	2	3	4	5	6	7	8	9	10	11	12	1	2	3
CO1	3	-	2	-	-	-	2	2	-	1	1	2	2	2	1
CO2	3	-	-	-	-	-	2	-	-	1	1	2	1	2	2
CO3	3	-	-	-	-	-	2	3	-	1	1	2	1	2	2
CO4	3	-	3	-	-	-	2	-	-	1	1	2	2	2	1
CO5	3	-	3	-	-	-	2	2	-	1	1	2	2	2	1
CO/PO & PSO Average	3	-	3	-	-	-	2	2	-	1	1	2	2	2	1
1 – Slight, 2 – Moderate, 3 – Substantial															

**AU3791****ELECTRIC AND HYBRID VEHICLES****L T P C****3 0 0 3****COURSE OBJECTIVES:**

The objective of this course is to prepare the students to know about the general aspects of Electric and Hybrid Vehicles (EHV), including architectures, modelling, sizing, and sub system design and hybrid vehicle control.

**UNIT I DESIGN CONSIDERATIONS FOR ELECTRIC VEHICLES****9**

Need for Electric vehicle- Comparative study of diesel, petrol, hybrid and electric Vehicles. Advantages and Limitations of hybrid and electric Vehicles. - Design requirement for electric vehicles- Range, maximum velocity, acceleration, power requirement, mass of the vehicle. Various Resistance- Transmission efficiency- Electric vehicle chassis and Body Design, Electric Vehicle Recharging and Refuelling Systems.

**UNIT II ENERGY SOURCES****9**

Battery Parameters- - Different types of batteries – Lead Acid- Nickel Metal Hydride - Lithium ion- Sodium based- Metal Air. Battery Modelling - Equivalent circuits, Battery charging- Quick Charging devices. Fuel Cell- Fuel cell Characteristics- Fuel cell types-Half reactions of fuel cell. Ultra capacitors. Battery Management System.

**UNIT III MOTORS AND DRIVES****9**

Types of Motors- DC motors- AC motors, PMSM motors, BLDC motors, Switched reluctance motors working principle, construction and characteristics.

**UNIT IV POWER CONVERTERS AND CONTROLLERS****9**

Solid state Switching elements and characteristics – BJT, MOSFET, IGBT, SCR and TRIAC - Power Converters – rectifiers, inverters and converters - Motor Drives - DC, AC motor, PMSM motors, BLDC motors, Switched reluctance motors – four quadrant operations –operating modes

**UNIT V HYBRID AND ELECTRIC VEHICLES****9**

Main components and working principles of a hybrid and electric vehicles, Different configurations of hybrid and electric vehicles. Power Split devices for Hybrid Vehicles - Operation modes - Control Strategies for Hybrid Vehicle - Economy of hybrid Vehicles - Case study on specification of electric and hybrid vehicles.

**TOTAL: 45 PERIODS****COURSE OUTCOMES:**

At the end of this course, the student will be able to

1. Understand the operation and architecture of electric and hybrid vehicles
2. Identify various energy source options like battery and fuel cell
3. Select suitable electric motor for applications in hybrid and electric vehicles.
4. Explain the role of power electronics in hybrid and electric vehicles
5. Analyze the energy and design requirement for hybrid and electric vehicles.

**TEXT BOOKS:**

1. Iqbal Husain, “ Electric and Hybrid Vehicles-Design Fundamentals”, CRC Press,2003
2. Mehrdad Ehsani, “ Modern Electric, Hybrid Electric and Fuel Cell Vehicles”, CRC Press,2005.

**REFERENCES:**

1. James Larminie and John Lowry, “Electric Vehicle Technology Explained “ John Wiley & Sons,2003
2. Lino Guzzella, “ Vehicle Propulsion System” Springer Publications,2005
3. Ron HodKinson, “Light Weight Electric/ Hybrid Vehicle Design”, Butterworth Heinemann Publication,2005.

CO	PO												PSO		
	1	2	3	4	5	6	7	8	9	10	11	12	1	2	3
1	1	1	2	1		3	2					2		1	3
2	1	1	2	1		3	2					2		1	3
3	1	1	2	1		3	2					2		1	3
4	1	1	2	1		3	2					2		1	3
5	1	1	2	1		3	2					2		1	3
Avg.	1	1	2	1		3	2					2		1	3

**OAS352****SPACE ENGINEERING****L T P C  
3 0 0 3****OBJECTIVES:**

- Use the standard atmosphere tables and equations.
- Find lift and drag coefficient data from NACA plots.

- Apply the concept of static stability to flight vehicles.
- Describe the concepts of stress, strain, Young's modulus, Poisson's ratio, yield strength.
- Demonstrate a basic knowledge of dynamics relevant to orbital mechanics.

**UNIT I            STANDARD ATMOSPHERE**

**6**

History of aviation – standard atmosphere - pressure, temperature and density altitude.

**UNIT II            AERODYNAMICS**

**10**

Aerodynamic forces – Lift generation Viscosity and its implications - Shear stress in a velocity profile - Lagrangian and Eulerian flow field - Concept of a streamline – Aircraft terminology and geometry - Aircraft types - Lift and drag coefficients using NACA data.

**UNIT III          PERFORMANCE AND PROPULSION**

**9**

Viscous and pressure drag - flow separation - aerodynamic drag - thrust calculations -thrust/power available and thrust/power required.

**UNIT IV          AIRCRAFT STABILITY AND STRUCTURAL THEORY**

**10**

Degrees of freedom of aircraft motions - stable, unstable and neutral stability - concept of static stability - Hooke's Law- brittle and ductile materials - moment of inertia - section modulus.

**UNIT V            SPACE APPLICATIONS**

**10**

History of space research - spacecraft trajectories and basic orbital manoeuvres - six orbital elements - Kepler's laws of orbits - Newtons law of gravitation.

**TOTAL: 45 PERIODS**

**OUTCOMES:**

- Illustrate the history of aviation & developments over the years
- Ability to identify the types & classifications of components and control systems
- Explain the basic concepts of flight & Physical properties of Atmosphere
- Identify the types of fuselage and constructions.
- Distinguish the types of Engines and explain the principles of Rocket

**TEXT BOOKS:**

1. John D. Anderson, Introduction to Flight, 8 th Ed., McGraw-Hill Education, New York,2015.
2. E Rathakrishnan, "Introduction to Aerospace Engineering: Basic Principles of Flight", John Wiley, NJ, 2021.
3. Stephen. A. Brandt, "Introduction to Aeronautics: A design perspective " American Institute of Aeronautics & Astronautics,1997.

**REFERENCE:**

1. Kermode, A.C., "Mechanics of Flight", Himalayan Book, 1997.

**OIM351**

**INDUSTRIAL MANAGEMENT**

**L T P C**

**3 0 0 3**

**COURSE OBJECTIVES:**

- To introduce fundamental concepts of industrial management
- To understand the approaches to the study of Management
- To learn about Decision Making, Organizing and leadership
- To analyze the Managerial Role and functions
- To know about the Supply Chain Management'

**UNIT I INTRODUCTION 9**  
Technology Management - Definition - Functions - Evolution of Modern Management - Scientific Management Development of Management Thought. Approaches to the study of Management, Forms of Organization -Individual Ownership - Partnership - Joint Stock Companies - Co-operative Enterprises - Public Sector Undertakings, Corporate Frame Work- Share Holders - Board of Directors - Committees - Chief Executive Line and Functional Managers,-Financial-Legal-Trade Union

**UNIT II FUNCTIONS OF MANAGEMENT 9**  
Planning - Nature and Purpose - Objectives - Strategies – Policies and Planning Premises - Decision Making - Organizing - Nature and Process - Premises - Departmentalization - Line and staff - Decentralization -Organizational culture, Staffing - selection and training .Placement - Performance appraisal - Career Strategy – Organizational Development. Leading - Managing human factor - Leadership .Communication, Controlling - Process of Controlling - Controlling techniques, productivity and operations management - Preventive control, Industrial Safety.

**UNIT III ORGANIZATIONAL BEHAVIOUR 9**  
Definition - Organization - Managerial Role and functions -Organizational approaches, Individual behaviour - causes - Environmental Effect - Behaviour and Performance, Perception - Organizational Implications. Personality - Contributing factors - Dimension – Need Theories - Process Theories - Job Satisfaction, Learning and Behaviour-Learning Curves, Work Design and approaches.

**UNIT IV GROUPDYNAMICS 9**  
Group Behaviour - Groups - Contributing factors - Group Norms, Communication - Process - Barriers to communication - Effective communication, leadership - formal and informal characteristics – Managerial Grid - Leadership styles - Group Decision Making - Leadership Role in Group Decision, Group Conflicts - Types -Causes - Conflict Resolution -Inter group relations and conflict, Organization centralization and decentralization - Formal and informal - Organizational Structures Organizational Change and Development -Change Process – Resistance to Change - Culture and Ethics.

**UNIT V MODERN CONCEPTS 9**  
Management by Objectives (MBO) - Management by Exception (MBE),Strategic Management - Planning for Future direction - SWOT Analysis -Evolving development strategies, information technology in management Decisions support system-Management Games Business Process Re-engineering(BPR) –Enterprises Resource Planning (ERP) - Supply Chain Management (SCM) - Activity Based Management (AM) - Global Perspective - Principles and Steps Advantages and disadvantage

**TOTAL: 45 PERIODS**

**COURSE OUTCOMES:**

- CO1: Understand the basic concepts of industrial management
- CO2: Identify the group conflicts and its causes.
- CO3: Perform swot analysis
- CO4 : Analyze the learning curves
- CO5 : Understand the placement and performance appraisal

**REFERENCES:**

Maynard H.B, "Industrial Engineering Hand book", McGraw-Hill, sixth 2008

CO's	PO's												PSO's		
	1	2	3	4	5	6	7	8	9	10	11	12	1	2	3
1	2	1											2	1	
2		3	2	3											2
3	2	3	2	3									1	2	3
4	2	2	3	3										3	3
5	2	2											2		
AVg.	2	2.2	2.3	3									1.8	2	2.6

OIE354

**QUALITY ENGINEERING**

**L T P C**  
**3 0 0 3**

**COURSE OBJECTIVES**

- Developing a clear knowledge in the basics of various quality concepts.
- Facilitating the students in understanding the application of control charts and its techniques.
- Developing the special control procedures for service and process oriented industries.
- Analyzing and understanding the process capability study.
- Developing the acceptance sampling procedures for incoming raw material.

**UNIT I INTRODUCTION**

**9**

Quality Dimensions–Quality definitions–Inspection–Quality control–Quality Assurance–Quality planning–Quality costs–Economics of quality– Quality loss function

**UNIT II CONTROL CHARTS**

**9**

Chance and assignable causes of process variation, statistical basis of the control chart, control charts for variables-  $\bar{X}$ , R and S charts, attribute control charts - p, np, c and u- Construction and application.

**UNIT III SPECIAL CONTROL PROCEDURES**

**9**

Warning and modified control limits, control chart for individual measurements, multi-vari chart,  $\bar{X}$  chart with a linear trend, chart for moving averages and ranges, cumulative-sum and exponentially weighted moving average control charts.

**UNIT IV STATISTICAL PROCESS CONTROL**

**9**

Process stability, process capability analysis using a Histogram or probability plots and control chart. Gauge capability studies, setting specification limits.

**UNIT V ACCEPTANCE SAMPLING**

**9**

The acceptance sampling fundamental, OC curve, sampling plans for attributes, simple, double, multiple and sequential, sampling plans for variables, MIL-STD-105D and MIL-STD-414E & IS 2500 standards.

**TOTAL: 45 PERIODS**

**COURSE OUTCOMES:**

Students will be able to:

**CO1:** Control the quality of processes using control charts for variables in manufacturing industries.

**CO2:** Control the occurrence of defective product and the defects in manufacturing companies.

**CO3:** Control the occurrence of defects in services.

**CO4:** Analyzing and understanding the process capability study.

**CO5:** Developing the acceptance sampling procedures for incoming raw material.

CO's	PO's												PSO's		
	1	2	3	4	5	6	7	8	9	10	11	12	1	2	3
1	2	3	3		3			1	2			2	1		
2		3	3		3	3			3			3		2	
3	3	3	3		3				3			3	1		
4	3		2		3						1		1		
5		2			3				3			3			1
<b>AVg.</b>	2.6	2.7	2.7		3	3		1	2.7		1	2.7	1	2	1

OSF351

### FIRE SAFETY ENGINEERING

L T P C  
3 0 0 3

#### COURSE OBJECTIVES

- 1: To enable the students to acquire knowledge of Fire and Safety Studies
- 2: To learn about the effect of fire on materials used for construction, the method of test for non-combustibility & fire resistance
- 3: To learn about fire area, fire stopped areas and different types of fire-resistant doors
- 4: To learn about the method of fire protection of structural members and their repair due to fire damage.
- 5: To develop safety professionals for both technical and management through systematic and quality-based study programmes

#### UNIT I                    INHERENT SAFETY CONCEPTS                    9

Compartment fire-factors controlling fire severity, ventilation controlled and fuel controlled fires; Spread of fire in rooms, within building and between buildings. Effect of temperature on the properties of structural materials- concrete, steel, masonry and wood; Behavior of non-structural materials on fire- plastics, glass, textile fibres and other house hold materials.

#### UNIT II                    PLANT LOCATIONS                    9

Compartment temperature-time response at pre-flashover and post flashover periods; Equivalence of fire severity of compartment fire and furnace fire; Fire resistance test on structural elements-standard heating condition, Indian standard test method, performance criteria.

#### UNIT III                    WORKING CONDITIONS                    9

Fire separation between building- principle of calculation of safe distance. Design principles of fire resistant walls and ceilings; Fire resistant screens- solid screens and water curtains; Local barriers; Fire stopped areas-in roof, in fire areas and in connecting structures; Fire doors- Low combustible, Non-combustible and Spark-proof doors; method of suspension of fire doors; Air-tight sealing of doors;

#### UNIT IV                    FIRE SEVERITY AND REPAIR TECHNIQUES                    9

Fabricated fire proof boards-calcium silicate, Gypsum, Vermiculite, and Perlite boards; Fire protection of structural elements - Wooden, Steel and RCC.. Reparability of fire damaged structures- Assessment of damage to concrete, steel, masonry and timber structures, Repair techniques- repair methods to reinforced concrete Columns, beams and slabs, Repair to steel structural members, Repair to masonry structures.

#### UNIT V                    WORKING AT HEIGHTS                    9

Safe Access - Requirement for Safe Work Platforms- Stairways - Gangways and Ramps-Fall Prevention & Fall Protection - Safety Belts - Safety nets - Fall Arrestors- Working on Fragile Roofs - Work Permit Systems-Accident Case Studies.

**COURSE OUTCOMES**

On completion of the course the student will be able to

**CO1:**Understand the effect of fire on materials used for construction

**CO2:**Understand the method of test for non-combustibility and fire resistance; and will be able to select different structural elements and their dimensions for a particular fire resistance rating of a building.

**CO3:**To understand the design concept of fire walls, fire screens, local barriers and fire doors and able to select them appropriately to prevent fire spread.

**CO4:**To decide the method of fire protection to RCC, steel, and wooden structural elements and their repair methods if damaged due to fire.

**CO5:**Describe the safety techniques and improve the analytical and intelligence to take the right decision at right time.

**TEXT BOOKS**

1. Roytman, M. Y,"Principles of fire safety standards for building construction". Amerind Publishing Co. Pvt. Ltd., New Delhi,1975
2. John A. Purkiss,"Fire safety engineering design of structures" (2nd edn.), Butterworth Heinemann, Oxford, UK,2009.

**REFERENCES:**

3. Smith, E.E. and Harmathy, T.Z. (Editors),"Design of buildings for fire safety". ASTM Special Publication 685, American Society for Testing and Materials, Boston, U.S.A,1979.
4. Butcher, E. G. and Parnell, A. C, "Designing of fire safety". JohnWiley and Sons Ltd., New York, U.S.A.1983.
5. Jain, V.K,"Fire safety in buildings" (2nd edn.). New Age International(P) Ltd., New Delhi,2010.
4. Hazop&Hazan,"Identifying and Assessing Process Industry Hazards", Fourth Edition ,1999
6. Frank R. Spellman, Nancy E. Whiting,"The Handbook of Safety Engineering: Principles and Applications", 2009

**CO's- PO's & PSO's MAPPING**

CO's	PO's												PSO's			
	1	2	3	4	5	6	7	8	9	10	11	12	1	2	3	
1	2	-	1	-	-	1	-	-	-	-	-	-	-	-	-	-
2	-	-	3	-	-	-	-	-	-	-	-	-	-	-	-	-
3	1	-	2	-	-	-	3	-	-	1	-	-	-	-	-	-
4	-	-	-	-	-	1	1	-	-	-	-	-	-	-	-	-
5	2	-	1	-	-	1	1	1	-	1	-	1	-	-	-	-
<b>Avg.</b>	1.3	-	1.75	-	-	1	1.3	1		1	-	1	-	-	-	-

OML351

**INTRODUCTION TO NON-DESTRUCTIVE TESTING**

**L T P C**  
**3 0 0 3**

**COURSE OBJECTIVES:**

The main learning objective of this course is to prepare the students for:

- Understanding the basic importance of NDT in quality assurance.
- Imbibing the basic principles of various NDT techniques, its applications, limitations, codes and standards.
- Equipping themselves to locate a flaw in various materials, products.
- Applying apply the testing methods for inspecting materials in accordance with industry specifications and standards.
- Acquiring the knowledge on the selection of the suitable NDT technique for a given application

**UNIT I INTRODUCTION TO NDT & VISUAL TESTING 9**

Concepts of Non-destructive testing-relative merits and limitations-NDT Versus mechanical testing, Fundamentals of Visual Testing – vision, lighting, material attributes, environmental factors, visual perception, direct and indirect methods – mirrors, magnifiers, boroscopes and fibrosopes – light sources and special lighting.

**UNIT II LIQUID PENETRANT & MAGNETIC PARTICLE TESTING 9**

Liquid Penetrant Inspection: principle, applications, advantages and limitations, dyes, developers and cleaners, Methods & Interpretation.

Magnetic Particle Inspection: Principles, applications, magnetization methods, magnetic particles, Testing Procedure, demagnetization, advantages and limitations, – Interpretation and evaluation of test indications.

**UNIT III EDDY CURRENT TESTING & THERMOGRAPHY 9**

Eddy Current Testing: Generation of eddy currents– properties– eddy current sensing elements, probes, Instrumentation, Types of arrangement, applications, advantages, limitations – Factors affecting sensing elements and coil impedance, calibration, Interpretation/Evaluation.

Thermography- Principle, Contact & Non-Contact inspection methods, Active & Passive methods, Liquid Crystal – Concept, example, advantages & limitations. Electromagnetic spectrum, infrared thermography- approaches, IR detectors, Instrumentation and methods, applications.

**UNIT IV ULTRASONIC TESTING & AET 9**

Ultrasonic Testing: Types of ultrasonic waves, characteristics, attenuation, couplants, probes, EMAT. Inspection methods-pulse echo, transmission and phased array techniques, types of scanning and displays, angle beam inspection of welds, time of flight diffraction (TOFD) technique, Thickness determination by ultrasonic method, Study of A, B and C scan presentations, calibration.

Acoustic Emission Technique – Introduction, Types of AE signal, AE wave propagation, Source location, Kaiser effect, AE transducers, Principle, AE parameters, AE instrumentation, Advantages & Limitations, Interpretation of Results, Applications.

**UNIT V RADIOGRAPHY TESTING 9**

Sources-X-rays and Gamma rays and their characteristics-absorption, scattering. Filters and screens, Imaging modalities-film radiography and digital radiography (Computed, Direct, Real Time, CT scan). Problems in shadow formation, exposure factors, inverse square law, exposure charts, Penetrameters, safety in radiography.

**TOTAL: 45 PERIODS**

**COURSE OUTCOMES:**

After completion of this course, the students will be able to

1. Realize the importance of NDT in various engineering fields.
2. Have a basic knowledge of surface NDE techniques which enables to carry out various inspection in accordance with the established procedures.
3. Calibrate the instrument and inspect for in-service damage in the components by means of Eddy current testing as well as Thermography testing.
4. Differentiate various techniques of UT and AET and select appropriate NDT methods for better evaluation.
5. Interpret the results of Radiography testing and also have the ability to analyse the influence of various parameters on the testing.

**TEXT BOOKS:**

1. Baldev Raj, T. Jayakumar and M. Thavasimuthu, Practical Non Destructive Testing, Alpha Science International Limited, 3rd edition, 2002.



- J. Prasad and C. G. K. Nair, Non-Destructive Test and Evaluation of Materials, Tata McGraw-Hill Education, 2nd edition, 2011.
- Ravi Prakash, "Non-Destructive Testing Techniques", 1st revised edition, New Age International Publishers, 2010.

#### REFERENCES:

- ASM Metals Handbook, V-17, "Nondestructive Evaluation and Quality Control", American Society of Metals, USA, 2001.
- Barry Hull and Vernon John, "Nondestructive Testing", Macmillan, 1989.
- Chuck Hellier, "Handbook of Nondestructive Evaluation", Mc Graw Hill, 2012.
- Louis Cartz, "Nondestructive Testing", ASM International, USA, 1995.

	PO1	PO2	PO3	PO4	PO5	PO6	PO7	PO8	PO9	PO10	PO11	PO12	PSO 1	PSO 2	PSO 3
C01	2	2	2	3			2	2				2	1	2	
C02	3	1	2	2			2	2				2	2	2	1
C03	3	2	1	2			2	2				2	2	2	
CO4	3	1	2	2			2	2				2	2	2	2
CO5	3	2	2	2			2	2				2	2	2	1
Avg	2.8	1.6	1.8	2.2			2	2				2	1.8	2	1.3

**OMR351**

**MECHATRONICS**

**L T P C**  
**3 0 0 3**

#### COURSE OBJECTIVES:

The main learning objective of this course is to prepare the students for:

- Selecting sensors to develop mechatronics systems.
- Explaining the architecture and timing diagram of microprocessor, and also interpret and develop programs.
- Designing appropriate interfacing circuits to connect I/O devices with microprocessor.
- Applying PLC as a controller in mechatronics system.
- Designing and develop the apt mechatronics system for an application.

#### **UNIT – I INTRODUCTION AND SENSORS 9**

Introduction to Mechatronics – Systems – Need for Mechatronics – Emerging areas of Mechatronics – Classification of Mechatronics. Sensors and Transducers: Static and Dynamic Characteristics of Sensor, Potentiometers – LVDT – Capacitance Sensors – Strain Gauges – Eddy Current Sensor – Hall Effect Sensor – Temperature Sensors – Light Sensors.

#### **UNIT – II 8085 MICROPROCESSOR 9**

Introduction – Pin Configuration - Architecture of 8085 – Addressing Modes – Instruction set, Timing diagram of 8085.

#### **UNIT – III PROGRAMMABLE PERIPHERAL INTERFACE 9**

Introduction – Architecture of 8255, Keyboard Interfacing, LED display – Interfacing, ADC and DAC Interface, Temperature Control – Stepper Motor Control – Traffic Control Interface.

**UNIT – IV PROGRAMMABLE LOGIC CONTROLLER 9**

Introduction – Architecture – Input / Output Processing – Programming with Timers, Counters and Internal relays – Data Handling – Selection of PLC.

**UNIT – V ACTUATORS AND MECHATRONICS SYSTEM DESIGN 9**

Types of Stepper and Servo motors – Construction – Working Principle – Characteristics, Stages of Mechatronics Design Process – Comparison of Traditional and Mechatronics Design Concepts with Examples – Case studies of Mechatronics Systems – Pick and Place Robot – Engine Management system – Automatic Car Park Barrier.

**TOTAL: 45 PERIODS****COURSE OUTCOMES**

Upon successful completion of the course, students should be able to:

CO1: Select sensors to develop mechatronics systems.

CO2: Explain the architecture and timing diagram of microprocessor, and also interpret and develop programs.

CO3: Design appropriate interfacing circuits to connect I/O devices with microprocessor.

CO 4: Apply PLC as a controller in mechatronics system.

CO 5: Design and develop the apt mechatronics system for an application.

Mapping of COs with POs and PSOs															
COs/POs & PSOs	POs												PSOs		
	1	2	3	4	5	6	7	8	9	10	11	12	1	2	3
CO1	3	2	1	3		2						2	3	2	3
CO2	3	2	1	3		2						2	3	2	3
CO3	3	2	1	3		2						2	3	2	3
CO4	3	2	1	3		2						2	3	2	3
CO5	3	2	1	3		2						2	3	2	3
CO/PO & PSO Average	3	2	1	3		2						2	3	2	3

1 – Slight, 2 – Moderate, 3 – Substantial

**TEXT BOOKS**

1. Bolton W., "Mechatronics", Pearson Education, 6th Edition, 2015.
2. Ramesh S Gaonkar, "Microprocessor Architecture, Programming, and Applications with the 8085", Penram International Publishing Private Limited, 6th Edition, 2013.

**REFERENCES**

1. Bradley D.A., Dawson D., Buru N.C. and Loader A.J., "Mechatronics", Chapman and Hall, 1993.
2. Davis G. Alciatore and Michael B. Hstand, "Introduction to Mechatronics and Measurement systems", McGraw Hill Education, 2011.
3. Devadas Shetty and Richard A. Kolk, "Mechatronics Systems Design", Cengage Learning, 2010.
4. Nitaigour Premchand Mahalik, "Mechatronics Principles, Concepts and Applications", McGraw Hill Education, 2015.
5. Smali. A and Mrad. F, "Mechatronics Integrated Technologies for Intelligent Machines", Oxford University Press, 2007.



- CO2: Apply the basic engineering knowledge and laws for the design of robotics.  
 CO3: Explain the basic concepts like various configurations, classification and parts of end effectors compare various end effectors and grippers and tools and sensors used in robots.  
 CO4: Explain the concept of kinematics, degeneracy, dexterity and trajectory planning.  
 CO5: Demonstrate the image processing and image analysis techniques by machine vision system.

Mapping of COs with POs and PSOs															
COs/POs& PSOs	POs												PSOs		
	1	2	3	4	5	6	7	8	9	10	11	12	1	2	3
CO1	3	2	1	1								1			3
CO2	3	2	1	1								1			3
CO3	3	2	1	1								1			3
CO4	3	2	1	1								1			3
CO5	3	2	1	1								1			3
CO/PO & PSO Average															
1 – Slight, 2 – Moderate, 3 – Substantial															

**TEXT BOOKS:**

1. Ganesh.S.Hedge, "A textbook of Industrial Robotics", Lakshmi Publications, 2006.
2. Mikell.P.Groover , "Industrial Robotics – Technology, Programming and applications" McGraw Hill 2<sup>ND</sup> edition 2012.

**REFERENCES:**

1. Fu K.S. Gonalz R.C. and ice C.S.G."Robotics Control, Sensing, Vision and Intelligence", McGraw Hill book co. 2007.
2. YoramKoren, "Robotics for Engineers", McGraw Hill Book, Co., 2002.
3. Janakiraman P.A., "Robotics and Image Processing", Tata McGraw Hill 2005.
4. John. J.Craig, "Introduction to Robotics: Mechanics and Control" 2nd Edition, 2002.
5. Jazar, "Theory of Applied Robotics: Kinematics, Dynamics and Control", Springer India reprint, 2010.

OAE352

**FUNDAMENTALS OF AERONAUTICAL ENGINEERING**

**L T P C  
3 0 0 3**

**OBJECTIVES:**

- To acquire the knowledge on the Historical evaluation of Airplanes
- To learn the different component systems and functions
- To know the concepts of basic properties and principles behind the flight
- To learn the basics of different structures & construction
- To learn the various types of power plants used in aircrafts

**UNIT I HISTORY OF FLIGHT**

**8**

Balloon flight-ornithopter-Early Airplanes by Wright Brothers, biplanes and monoplanes, Developments in aerodynamics, materials, structures and propulsion over the years.

**UNIT II AIRCRAFT CONFIGURATIONS AND ITS CONTROLS 10**  
Different types of flight vehicles, classifications-Components of an airplane and their functions- Conventional control, powered control- Basic instruments for flying-Typical systems for control actuation.

**UNIT III BASICS OF AERODYNAMICS 9**  
Physical Properties and structures of the Atmosphere, Temperature, pressure and altitude relationships, Newton's Law of Motions applied to Aeronautics-Evolution of lift, drag and moment. Aerofoils, Mach number, Maneuvers.

**UNIT IV BASICS OF AIRCRAFT STRUCTURES 9**  
General types of construction, Monocoque, semi-monocoque and geodesic constructions, typical wing and fuselage structure. Metallic and non-metallic materials. Use of Aluminium alloy, titanium, stainless steel and composite materials. Stresses and strains-Hooke's law- stress-strain diagrams-elastic constants-Factor of Safety.

**UNIT V BASICS OF PROPULSION 9**  
Basic ideas about piston, turboprop and jet engines – use of propeller and jets for thrust production- Comparative merits, Principle of operation of rocket, types of rocket and typical applications, Exploration into space.

**TOTAL : 45 PERIODS**

**OUTCOMES:**

- Illustrate the history of aircraft & developments over the years
- Ability to identify the types & classifications of components and control systems
- Explain the basic concepts of flight & Physical properties of Atmosphere
- Identify the types of fuselage and constructions.
- Distinguish the types of Engines and explain the principles of Rocket

**TEXT BOOKS**

1. Anderson, J.D., Introduction to Flight, McGraw-Hill; 8th edition , 2015
2. . E Rathakrishnan, "Introduction to Aerospace Engineering: Basic Principles of Flight", John Wiley, NJ, 2021
3. Stephen.A. Brandt, Introduction to aeronautics: A design perspective, 2nd edition, AIAA Education Series, 2004.

**REFERENCE**

1. SADHU SINGH, "INTERNAL COMBUSTION ENGINES AND GAS TURBINE"-, SS Kataria & sons, 2015
2. KERMODE , "FLIGHT WITHOUT FORMULAE", -, Pitman; 4th Revised edition 1989

**OGI351**

**REMOTE SENSING CONCEPTS**

**L T P C  
3 0 0 3**

**OBJECTIVES:**

- To introduce the concepts of remote sensing processes and its components.
- To expose the various remote sensing platforms and sensors and to introduce the elements of data interpretation

**UNIT I REMOTE SENSING AND ELECTROMAGNETIC RADIATION 9**  
Definition – components of RS – History of Remote Sensing – Merits and demerits of data collation between conventional and remote sensing methods - Electromagnetic Spectrum –

Radiation principles - Wave theory, Planck's law, Wien's Displacement Law, Stefan's Boltzmann law, Kirchoff's law – Radiation sources: active & passive - Radiation Quantities

**UNIT II            EMR INTERACTION WITH ATMOSPHERE AND EARTH MATERIAL            9**

Standard atmospheric profile – main atmospheric regions and its characteristics – interaction of radiation with atmosphere – Scattering, absorption and refraction – Atmospheric windows - Energy balance equation – Specular and diffuse reflectors – Spectral reflectance & emittance – Spectroradiometer – Spectral Signature concepts – Typical spectral reflectance curves for vegetation, soil and water – solid surface scattering in microwave region.

**UNIT III            ORBITS AND PLATFORMS            9**

Motions of planets and satellites – Newton's law of gravitation - Gravitational field and potential - Escape velocity - Kepler's law of planetary motion - Orbit elements and types – Orbital perturbations and maneuvers – Types of remote sensing platforms - Ground based, Airborne platforms and Space borne platforms – Classification of satellites – Sun synchronous and Geosynchronous satellites – Lagrange Orbit.

**UNIT IV            SENSING TECHNIQUES            9**

Classification of remote sensors – Resolution concept : spatial, spectral, radiometric and temporal resolutions - Scanners - Along and across track scanners – Optical-infrared sensors – Thermal sensors – microwave sensors – Calibration of sensors - High Resolution Sensors - LIDAR , UAV – Orbital and sensor characteristics of live Indian earth observation satellites

**UNIT V            DATA PRODUCTS AND INTERPRETATION            9**

Photographic and digital products – Types, levels and open source satellite data products – selection and procurement of data– Visual interpretation: basic elements and interpretation keys - Digital interpretation – Concepts of Image rectification, Image enhancement and Image classification

**TOTAL:45 PERIODS**

**COURSE OUTCOMES:**

•On completion of the course, the student is expected to

- CO 1** Understand the concepts and laws related to remote sensing
- CO 2** Understand the interaction of electromagnetic radiation with atmosphere and earth material
- CO 3** Acquire knowledge about satellite orbits and different types of satellites
- CO 4** Understand the different types of remote sensors
- CO 5** Gain knowledge about the concepts of interpretation of satellite imagery

**TEXTBOOKS:**

1. Thomas M.Lillesand, Ralph W. Kiefer and Jonathan W. Chipman, Remote Sensing and Image interpretation, John Wiley and Sons, Inc, New York,2015.
2. George Joseph and C Jeganathan, Fundamentals of Remote Sensing,Third Edition Universities Press (India) Private limited, Hyderabad, 2018

**REFERENCES:**

1. Janza, F.Z., Blue H.M. and Johnson,J.E. Manual of Remote Sensing. Vol.1, American Society of Photogrametry, Virginia, USA, 2002.
2. Verbyla, David, Satellite Remote Sensing of Natural Resources. CRC Press, 1995
3. Paul Curran P.J. Principles of Remote Sensing. Longman, RLBS, 1988.
4. Introduction to Physics and Techniques of Remote Sensing , Charles Elachi and Jacob Van Zyl, 2006 Edition II, Wiley Publication.
5. Basudeb Bhatta, Remote Sensing and GIS, Oxford University Press, 2011

## CO-PO MAPPING

PO	Graduate Attribute	Course Outcome					Average
		CO1	CO2	CO3	CO4	CO5	
PO1	Engineering Knowledge	3	3	3	3	3	3
PO2	Problem Analysis				3	3	3
PO3	Design/Development of Solutions				3	3	3
PO4	Conduct Investigations of Complex Problems				3	3	3
PO5	Modern Tool Usage				3	3	3
PO6	The Engineer and Society						
PO 7	Environment and Sustainability						
PO 8	Ethics						
PO 9	Individual and Team Work						
PO 10	Communication						
PO 11	Project Management and Finance						
PO 12	Life-long Learning	3		3	3	3	3
PSO 1	Knowledge of Geoinformatics discipline	3	3	3	3	3	3
PSO 2	Critical analysis of Geoinformatics Engineering problems and innovations	3	3	3	3	3	3
PSO 3	Conceptualization and evaluation of Design solutions	3	3	3	3	3	3

OAI351

### URBAN AGRICULTURE

L T P C  
3 0 0 3

#### OBJECTIVES:

- To introduce the students the principles of agricultural crop production and the production practices of crops in modern ways.
- To delineate the role of agricultural engineers in relation to various crop production practices.

#### UNIT I INTRODUCTION

9

Benefits of urban agriculture- economic benefits, environmental benefits, social and cultural benefits, educational, skill-building and job training benefits, health, nutrition and food accessibility benefits.

#### UNIT II VERTICAL FARMING

9

**Vertical farming- types**, green facade, living/green wall-modular green wall , vegetated mat wall- Structures and components for green wall system: plant selection, growing media, irrigation and plant nutrition: Design, light, benefits of vertical gardening. Roof garden and its types. Kitchen garden, hanging baskets: The house plants/ indoor plants

#### UNIT III SOIL LESS CULTIVATION

9

Hydroponics, aeroponics, aquaponics: merits and limitations, costs and Challenges, backyard gardens- tactical gardens- street landscaping- forest gardening, greenhouses, urban beekeeping

#### UNIT IV MODERN CONCEPTS

9

Growth of plants in vertical pipes in terraces and inside buildings, micro irrigation concepts suitable for roof top gardening, rain hose system, Green house, polyhouse and shade net system of crop production on roof tops

**UNIT V WASTE MANAGEMENT****9**

Concept, scope and maintenance of waste management- recycle of organic waste, garden wastes- solid waste management-scope, microbiology of waste, other ingredients like insecticide, pesticides and fungicides residues, waste utilization.

**TOTAL: 45 PERIODS****COURSE OUTCOMES**

1. Demonstrate the principles behind crop production and various parameters that influences the crop growth on roof tops
2. Explain different methods of crop production on roof tops
3. Explain nutrient and pest management for crop production on roof tops
4. Illustrate crop water requirement and irrigation water management on roof tops
5. Explain the concept of waste management on roof tops

**TEXT BOOKS:**

1. Martellozzo F and J S Landry. 2020. Urban Agriculture. Scitus Academics Llc.
2. Rob Roggema. 2016. Sustainable Urban Agriculture and Food Planning. Routledge Taylor and Francis Group.
3. Akrong M O. 2012. Urban Agriculture. LAP Lambert Academic Publishing.

**REFERENCES:**

1. Agha Rokh A. 2008. Evaluation of ornamental flowers and fishes breeding in Bushehr urban wastewater using a pilot-scale aquaponic system. *Water and Wastewater*, 19 (65): 47–53.
2. Agrawal M, Singh B, Rajput M, Marshall F and Bell J. N. B. 2003. Effect of air pollution on peri-urban agriculture: A case study. *Environmental Pollution*, 126 (3): 323–329. <https://www.sciencedirect.com/science/article/pii/S0269749103002458#aep-section-id24>.
3. Jac Smit and Joe Nasr. 1992. Urban agriculture for sustainable cities: using wastes and idle land and water bodies as resources. *Environment and Urbanization*, 4 (2):141-152.

**CO-PO MAPPING**

PO/PSO		CO1	CO2	CO3	CO4	CO5	Overall correlation of COs with POs
PO1	Engineering Knowledge	1	2	1	1	2	1
PO2	Problem Analysis	1	1	1	1	1	2
PO3	Design/ Development of Solutions	1	2	1	1	3	2
PO4	Conduct Investigations of Complex Problems	1	1	2	2	1	1
PO5	Modern Tool Usage	1	2	1	1	1	2
PO6	The Engineer and Society	1	2	1	2	1	1
PO7	Environment and sustainability	1	2	1	1	2	1
PO8	Ethics	2	1	1	1	2	1
PO9	Individual and team work:	1	1	2	1	1	1
PO10	Communication	1	2	1	1	2	1
PO11	Project management and finance	1	1	1	1	1	2
PO12	Life-long learning:	1	2	1	1	3	2
PSO1	To make expertise in design and engineering problem solving approach in agriculture with proper knowledge and skill	1	2	1	1	2	1



PSO2	To enhance students ability to formulate solutions to real-world problems pertaining to sustained agricultural productivity using modern technologies.	2	1	2	1	1	1
PSO3	To inculcate entrepreneurial skills through strong Industry-Institution linkage.	1	2	1	2	1	2

**OEN351**

**DRINKING WATER SUPPLY AND TREATMENT**

**L T P C**  
**3 0 0 3**

**OBJECTIVE:**

- To equip the students with the principles and design of water treatment units and distribution system.

**UNIT I SOURCES OF WATER**

**9**

Public water supply system – Planning, Objectives, Design period, Population forecasting; Water demand – Sources of water and their characteristics, Surface and Groundwater – Impounding Reservoir – Development and selection of source – Source Water quality – Characterization – Significance – Drinking Water quality standards.

**UNIT II CONVEYANCE FROM THE SOURCE**

**9**

Water supply – intake structures – Functions; Pipes and conduits for water – Pipe materials – Hydraulics of flow in pipes – Transmission main design – Laying, jointing and testing of pipes – appurtenances – Types and capacity of pumps – Selection of pumps and pipe materials.

**UNIT III WATER TREATMENT**

**9**

Objectives – Unit operations and processes – Principles, functions, and design of water treatment plant units, aerators of flash mixers, Coagulation and flocculation – sand filters - Disinfection - –Construction, Operation and Maintenance aspects.

**UNIT IV ADVANCED WATER TREATMENT**

**9**

Water softening – Desalination- R.O. Plant – demineralization – Adsorption - Ion exchange– Membrane Systems - Iron and Manganese removal - Defluoridation - Construction and Operation and Maintenance aspects

**UNIT V WATER DISTRIBUTION AND SUPPLY**

**9**

Requirements of water distribution – Components – Selection of pipe material – Service reservoirs - Functions – Network design – Economics - Computer applications – Appurtenances – Leak detection - Principles of design of water supply in buildings – House service connection – Fixtures and fittings, systems of plumbing and types of plumbing.

**TOTAL: 45 PERIODS**

**OUTCOMES**

CO1: an understanding of water quality criteria and standards, and their relation to public health

CO2: the ability to design the water conveyance system

CO3: the knowledge in various unit operations and processes in water treatment

CO4: an ability to understand the various systems for advanced water treatment

CO5: an insight into the structure of drinking water distribution system

**TEXTBOOKS :**

1. Garg. S.K., "Water Supply Engineering", Khanna Publishers, Delhi, September 2008.
2. Punmia B.C, Arun K.Jain, Ashok K.Jain, " Water supply Engineering" Lakshmi publication private limited, New Delhi, 2016.
3. Rangwala "Water Supply and Sanitary Engineering", February 2022
4. Birdie.G.S., "Water Supply and Sanitary Engineering", Dhanpat Rai and sons, 2018.

**REFERENCES :**

1. Fair. G.M., Geyer.J.C., "Water Supply and Wastewater Disposal", John Wiley and Sons, 1954.
2. Babbit.H.E, and Donald.J.J, "Water Supply Engineering" , McGraw Hill book Co, 1984.
3. Steel. E.W.et al., "Water Supply Engineering" , Mc Graw Hill International book Co, 1984.
4. Duggal. K.N., "Elememts of public Health Engineering", S.Chand and Company Ltd, New Delhi, 1998.

**CO's- PO's & PSO's MAPPING**

CO's	PO's												PSO's		
	1	2	3	4	5	6	7	8	9	10	11	12	1	2	3
1		3						3		3			3		
2		3		2		2				3			3		
3				2		2				3			3		
4			3	2				3	2	3			3		
5			3	2			1		2	3		1			
Avg.		3	3	2		2	1	3	2	3		1	3		

1-low, 2-medium, 3-high, '-'- no correlation

**Note:** The average value of this course to be used for program articulation matrix.

OEE352

**ELECTRIC VEHICLE TECHNOLOGY**

**L T P C**  
**3 0 0 3**

**COURSE OBJECTIVES**

- To provide knowledge about electric machines and special machine
- To understand the basics of power converters
- To know the concepts of controlling DC and AC drive systems
- To understand the architecture and power train components.
- To impart knowledge on vehicle control for standard drive cycles of hybrid electrical vehicles (HEVs)

**UNIT I ROTATING POWER CONVERTERS**

**9**

Magnetic circuits- DC machine and AC machine –Working principle of Generator and Motor-DC and AC - Voltage and torque equations – Characteristics and applications. Working principle of special machines like: Brushless DC motor, Switched reluctance motor and PMSM.

**UNIT II STATIC POWER CONVERTERS**

**9**

Working and Characteristics of Power Diodes, MOSFET and IGBT. Working of uncontrolled rectifiers, controlled rectifiers (Single phase and Three phase), DC choppers, single and three phase inverters, Multilevel inverters and Matrix Converters.

**UNIT III CONTROL OF DC AND AC MOTOR DRIVES 9**

Speed control for constant torque, constant HP operation of all electric motors - DC/DC chopper based four quadrant operation of DC motor drives, inverter based V/f Operation (motoring and braking) of induction motor drives, Transformation theory, vector control operation of Induction motor and PMSM, Brushless DC motor drives, Switched reluctance motor (SRM) drives

**UNIT IV HYBRID ELECTRIC VEHICLE ARCHITECTURE AND POWER TRAIN COMPONENTS 9**

History of evolution of Electric Vehicles - Comparison of Electric Vehicles with Internal Combustion Engines - Architecture of Electric Vehicles (EV) and Hybrid Electric Vehicles (HEV) – Plug-in Hybrid Electric Vehicles (PHEV)- Power train components and sizing, Gears, Clutches, Transmission and Brakes.

**UNIT V MECHANICS OF HYBRID ELECTRIC VEHICLES AND CONTROL OF VEHICLES 9**

Fundamentals of vehicle mechanics - tractive force, power and energy requirements for standard drive cycles of HEV's - motor torque and power rating and battery capacity. HEV supervisory control - Selection of modes - power split mode - parallel mode - engine brake mode - regeneration mode - series parallel mode

**TOTAL: 45 PERIODS**

**COURSE OUTCOMES:**

CO1: Able to understand the principles of conventional and special electrical machines.

CO2: Acquired the concepts of power devices and power converters

CO3: Able to understand the control for DC and AC drive systems.

CO4: Learned the electric vehicle architecture and power train components.

CO5: Acquired the knowledge of mechanics of electric vehicles and control of electric vehicles.

	PO 1	PO 2	PO 3	PO 4	PO 5	PO 6	PO 7	PO 8	PO 9	PO 10	PO 11	PO 12	PS O1	PS O2	PS O3
CO1	3	2			3								3	3	3
CO2	3	2	2			3			3				3	3	3
CO3	3			3		2	2						3	3	3
CO4	3	2	2		3								3	3	3
CO5	3		2								2		3	3	3
Avg	3	2	2	3	3	1	2		3		2		3	3	3

**REFERENCES:**

- 1 Stephen D. Umans, "Fitzgerald & Kingsley's Electric Machinery", Tata McGraw Hill, 7<sup>th</sup> Edition, 2020.
- 2 Bogdan M. Wilamowski, J. David Irwin, The Industrial Electronics Handbook, Second Edition, Power Electronics and Motor Drives, CRC Press, 2011
- 3 Paul C. Krause, Oleg Wasynczuk, Scott D. Sudhoff, Steven D. Pekarek "Analysis of Electric Machinery and Drive Systems", 3<sup>rd</sup> Edition, Wiley-IEEE Press, 2013.
- 4 Rashid M.H., "Power Electronics Circuits, Devices and Applications ", Pearson, fourth Edition, 10<sup>th</sup> Impression 2021.
- 5 Iqbal Husain, 'Electric and Hybrid Electric Vehicles', CRC Press, 2021.
- 6 Wei Liu, 'Hybrid Electric Vehicle System Modeling and Control', Second Edition, WILEY, 2017
- 7 James Larminie and John Lowry, 'Electric Vehicle Technology Explained', Second Edition, Wiley, 2012

**COURSE OBJECTIVES:**

1. Understand basic PLC terminologies digital principles, PLC architecture and operation.
2. Familiarize different programming language of PLC.
3. Develop PLC logic for simple applications using ladder logic.
4. Understand the hardware and software behind PLC and SCADA.
5. Exposures about communication architecture of PLC/SCADA.

**UNIT I INTRODUCTION TO PLC****9**

Introduction to PLC: Microprocessor, I/O Ports, Isolation, Filters, Drivers, Microcontrollers/DSP, PLC/DDC- PLC Construction: What is a PLC, PLC Memories, PLC I/O, , PLC Special I/O, PLC Types.

**UNIT II PLC INSTRUCTIONS****9**

PLC Basic Instructions: PLC Ladder Language- Function block Programming- Ladder/Function Block functions- PLC Basic Instructions, Basic Examples (Start Stop Rung, Entry/Reset Rung)- Configuration of Sensors, Switches, Solid State Relays-Interlock examples- Timers, Counters, Examples.

**UNIT III PLC PROGRAMMING****9**

Different types of PLC program, Basic Ladder logic, logic functions, PLC module addressing, registers basics, basic relay instructions, Latching Relays, arithmetic functions, comparison functions, data handling, data move functions, timer-counter instructions, input-output instructions, sequencer instructions

**UNIT IV COMMUNICATION OF PLC AND SCADA****9**

Communication Protocol – Modbus, HART, Profibus- Communication facilities SCADA: - Hardware and software, Remote terminal units, Master Station and Communication architectures

**UNIT V CASE STUDIES****9**

Stepper Motor Control- Elevator Control-CNC Machine Control- conveyor control-Interlocking Problems

**TOTAL:45 PERIODS****SKILL DEVELOPMENT ACTIVITIES (Group Seminar/Mini Project/Assignment/Content Preparation / Quiz/ Surprise Test / Solving GATE questions/ etc)****5**

1. Market survey of the recent PLCs and comparison of their features.
2. Summarize the PLC standards
3. Familiarization of any one programming language (Ladder diagram/ Sequential Function Chart/ Function Block Diagram/ Equivalent open source software)
4. Market survey of Communication Network Used for PLC/SCADA.

**COURSE OUTCOMES:**

- CO1** Know the basic requirement of a PLC input/output devices and architecture. (L1)  
**CO2** Ability to apply Basics Instruction Sets used for ladder Logic and Function Block Programming.(L2)  
**CO3** Ability to design PLC Programmes by Applying Timer/Counter and Arithmetic and Logic Instructions Studied for Ladder Logic and Function Block.(L3)  
**CO4** Able to develop a PLC logic for a specific application on real world problem. (L5)  
**CO5** Ability to Understand the Concepts of Communication used for PLC/SCADA.(L1)

**TEXT BOOKS:**

1. Frank Petruzzola, Programmable Logic Controllers, Tata Mc-Graw Hill Edition

- John W. Webb, Ronald A. Reis, Programmable Logic Controllers Principles and Applications, PHI publication

#### REFERENCES:

- MadhuchandMitra and SamerjitSengupta, Programmable Logic Controllers Industrial Automation an Introduction, Penram International Publishing Pvt. Ltd.
- J. R. Hackworth and F. D. Hackworth, Programmable Logic Controllers Principles and Applications, Pearson publication

#### List of Open Source Software/ Learning website:

- <https://nptel.ac.in/courses/108105063>
- <https://www.electrical4u.com/industrial-automation/>
- <https://www.etf.ues.rs.ba/~slubura/Procesni%20racunari/Programmable%20Logic%20Controllers%20Programming%20Methods.pdf>
- <https://www.electrical4u.com/industrial-automation/>

#### MAPPING COURSE OUTCOMES WITH PROGRAMME OUTCOMES

PO, PSO CO	PO 01	PO 02	PO 03	PO 04	PO 05	PO 06	PO 07	PO 08	PO 09	PO 10	PO 11	PO 12	PSO 1	PSO 2	PSO 3
CO1	3	2	1					1		1					
CO2	3	3	2					1		1	2				2
CO3	3	3	3	3	1			1		1					
CO4	3	3		3	3			1		1			3	3	
CO5	3	3	3	2	1			1		1			3	3	3
Avg	3	2.9	2.25	2.6	1.6			1		1			3	3	2.9

OFD352

TRADITIONAL INDIAN FOODS

L T P C  
3 0 0 3

#### OBJECTIVE:

- To help students acquire a sound knowledge on diversities of foods, food habits and patterns in India with focus on traditional foods.

#### UNIT I HISTORICAL AND CULTURAL PERSPECTIVES

9

Food production and accessibility - subsistence foraging, horticulture, agriculture and pastoralization, origin of agriculture, earliest crops grown. Food as source of physical sustenance, food as religious and cultural symbols; importance of food in understanding human culture - variability, diversity, from basic ingredients to food preparation; impact of customs and traditions on food habits, heterogeneity within cultures (social groups) and specific social contexts - festive occasions, specific religious festivals, mourning etc. Kosher, Halal foods; foods for religious and other fasts.

#### UNIT II TRADITIONAL METHODS OF FOOD PROCESSING

9

Traditional methods of milling grains – rice, wheat and corn – equipments and processes as compared to modern methods. Equipments and processes for edible oil extraction, paneer, butter and ghee manufacture – comparison of traditional and modern methods. Energy costs, efficiency, yield, shelf life and nutrient content comparisons. Traditional methods of food preservation – sundrying, osmotic drying, brining, pickling and smoking.

**UNIT III TRADITIONAL FOOD PATTERNS 9**  
Typical breakfast, meal and snack foods of different regions of India. Regional foods that have gone Pan Indian / Global. Popular regional foods; Traditional fermented foods, pickles and preserves, beverages, snacks, desserts and sweets, street foods; IPR issues in traditional foods

**UNIT IV COMMERCIAL PRODUCTION OF TRADITIONAL FOODS 9**  
Commercial production of traditional breads, snacks, ready-to-eat foods and instant mixes, frozen foods – types marketed, turnover; role of SHGs, SMES industries, national and multinational companies; commercial production and packaging of traditional beverages such as tender coconut water, neera, lassi, buttermilk, dahi. Commercial production of intermediate foods – ginger and garlic pastes, tamarind pastes, masalas (spice mixes), idli and dosa batters.

**UNIT V HEALTH ASPECTS OF TRADITIONAL FOODS 9**  
Comparison of traditional foods with typical fast foods / junk foods – cost, food safety, nutrient composition, bioactive components; energy and environmental costs of traditional foods; traditional foods used for specific ailments / illnesses.

**TOTAL: 45 PERIODS**

**COURSE OUTCOMES:**

CO1 To understand the historical and traditional perspective of foods and food habits

CO2 To understand the wide diversity and common features of traditional Indian foods and meal patterns.

**TEXT BOOKS:**

1. Sen, Colleen Taylor "Food Culture in India" Greenwood Press, 2005.

2. Davidar, Ruth N. "Indian Food Science: A Health and Nutrition Guide to Traditional Recipes: East West Books, 2001.

**OFD353**

**INTRODUCTION TO FOOD PROCESSING**

**L T P C  
3 0 0 3**

**OBJECTIVE:**

• The course aims to introduce the students to the area of Food Processing. This is necessary for effective understanding of a detailed study of food processing and technology subjects. This course will enable students to appreciate the importance of food processing with respect to the producer, manufacturer and consumer.

**UNIT I PROCESSING OF FOOD AND ITS IMPORTANCE 9**  
Source of food - plant, animal and microbial origin; different foods and groups of foods as raw materials for processing – cereals, pulses, grains, vegetables and fruits, milk and animal foods, sea weeds, algae, oil seeds & fats, sugars, tea, coffee, cocoa, spices and condiments, additives; need and significance of processing these foods.

**UNIT II METHODS OF FOOD HANDLING AND STORAGE 9**  
Nature of harvested crop, plant and animal; storage of raw materials and products using low temperature, refrigerated gas storage of foods, gas packed refrigerated foods, sub atmospheric storage, Gas atmospheric storage of meat, grains, seeds and flour, roots and tubers; freezing of raw and processed foods.

**UNIT III LARGE-SCALE FOOD PROCESSING 12**  
Milling of grains and pulses; edible oil extraction; Pasteurisation of milk and yoghurt; canning and bottling of foods; drying – Traditional and modern methods of drying, Dehydration of fruits, vegetables, milk, animal products etc; preservation by use of acid, sugar and salt; Pickling and

curing with microorganisms, use of salt, and microbial fermentation; frying, baking, extrusion cooking, snack foods.

**UNIT IV FOOD WASTES IN VARIOUS PROCESSES 6**

Waste disposal-solid and liquid waste; rodent and insect control; use of pesticides; ETP; selecting and installing necessary equipment.

**UNIT V FOOD HYGIENE 9**

Food related hazards – Biological hazards – physical hazards – microbiological considerations in foods. Food adulteration – definition, common food adulterants, contamination with toxic metals, pesticides and insecticides; Safety in food procurement, storage handling and preparation; Relationship of microbes to sanitation, Public health hazards due to contaminated water and food; Personnel hygiene; Training & Education for safe methods of handling and processing food; sterilization and disinfection of manufacturing plant; use of sanitizers, detergents, heat, chemicals, Cleaning of equipment and premises.

**TOTAL: 45 PERIODS**

**COURSE OUTCOMES:**

On completion of the course the students are expected to

CO1 Be aware of the different methods applied to processing foods.

CO2 Be able to understand the significance of food processing and the role of food and beverage industries in the supply of foods.

**TEXT BOOKS/REFERENCES:**

1. Karnal, Marcus and D.B. Lund "Physical Principles of Food Preservation". Rutledge, 2003.
2. VanGarde, S.J. and Woodburn. M "Food Preservation and Safety Principles and Practice". Surbhi Publications, 2001.
3. Sivasankar, B. "Food Processing & Preservation", Prentice Hall of India, 2002.
4. Khetarpaul, Neelam, "Food Processing and Preservation", Daya Publications, 2005.

**OPY352**

**IPR FOR PHARMA INDUSTRY**

**L T P C  
3 0 0 3**

**COURSE OBJECTIVES:**

- To provide the basic fundamental knowledge of different forms of Intellectual Property Rights in national and international level.
- To provide the significance of the Intellectual Property Rights about the patents, copyrights, industrial design, plant and geographical indications.
- This paper is to study significance of the amended patent act on pharma industry.

**UNIT I INTRODUCTION- INTELLECTUAL PROPERTY RIGHTS 9**

Introduction, Types of Intellectual Property Rights -patents, plant varieties protection, geographical indicators, copyright, trademark, trade secrets.

**UNIT II PATENTS 9**

Patents-Objective, Introduction, Requirement for patenting- Novelty, Inventive step (Non-obviousness) and industrial application (utility), Non-patentable inventions, rights of patent owner, assignment of patent rights, patent specification (provisional and complete), parts of complete specification, claims, procedure for obtaining patents, compulsory license.

**UNIT III PLANT VARIETY-TRADITIONAL KNOWLEDGE –GEOGRAPHICAL INDICATIONS 9**

Plant variety- Justification, criteria for protection of plant variety and protection in India. Traditional knowledge- Concept of traditional knowledge, protection of traditional knowledge under Intellectual Property frame works in national level and Traditional knowledge digital library (TKDL). Geographical Indications – Justification for protection, National and International position.

**UNIT IV ENFORCEMENT AND PRACTICAL ASPECTS OF IPR 9**

Introduction – civil remedies – injunction, damage, account of profit – criminal remedies – patent, trademark. Practical aspects – Introduction, benefits of licensing, licensing of basic types of IPR, licensing clauses of IPR. Case studies of patent infringement, compulsory licensing, simple patent license agreements.

**UNIT V INTERNATIONAL BACKGROUND OF INTELLECTUAL PROPERTY 9**

International Background of Intellectual Property- Paris Convention, Berne convention, World Trade Organization (WTO), World Intellectual Property Organization (WIPO), Trade Related Aspects of Intellectual Property Rights (TRIPS) and Patent Co-operation Treaty (PCT).

**TOTAL:45 PERIODS**

**COURSE OUTCOME**

The student will be able to

- C1** Understand and differentiate the categories of intellectual property rights.
- C2** Describe about patents and procedure for obtaining patents.
- C3** Distinguish plant variety, traditional knowledge and geographical indications under IPR.
- C4** Provide the information about the different enforcements and practical aspects involved in protection of IPR.
- C5** Provide different organizations role and responsibilities in the protection of IPR in the international level.
- C6** Understand the interrelationships between different Intellectual Property Rights on International Society

**TEXT BOOKS:**

1. N. Nagpal, M. Arora, M.R.D. Usman, S. Rahar, “Intellectual Property Rights” Edu creation Publishing, New Delhi, 2017.
2. The Patents Act, 1970 (Bare Act with Short Notes) (New Delhi: Universal Law Publishing Company Pvt. Ltd. 2012.
3. B.S. Rao, P.V. Appaji, “Intellectual Property Rights in Pharmaceutical Industry: Theory and Practice”, 2015.

**REFERENCES:**

1. Patents for Chemicals, Pharmaceuticals, & Biotechnology-Fundamentals of Global Law, Practice and Strategy. Philip W. Grubb, Oxford University Press, 2004.
2. Basic Principles of patent law – Basics principles and acquisition of IPR. Ramakrishna T. CIPRA, NLSIU, Bangalore, 2005
3. S. Lakshmana Prabu, TNK. Suriyaprakash, “Intellectual Property Rights”, 1st ed., In Tech open access, Croatia, 2017.

<b>CO – PO MAPPING</b>												
<b>IPR FOR PHARMA INDUSTRY</b>												
	PO1	PO2	PO3	PO4	PO5	PO6	PO7	PO8	PO9	PO10	PO11	PO12
<b>C1</b>	3	3		2					2	2		
<b>C2</b>		3	3				2	2				



<b>C3</b>	3	3					2	2				1
<b>C4</b>					2		3	3		2	2	
<b>C5</b>		3					3			2		1
<b>C6</b>	3	2				2	2					2

**OCH351**

**NANO TECHNOLOGY**

**L T P C**  
**3 0 0 3**

**UNIT I INTRODUCTION**

**8**

General definition and size effects—important nano structured materials and nano particles- importance of nano materials- Size effect on thermal, electrical, electronic, mechanical, optical and magnetic properties of nanomaterials- surface area - band gap energy and applications. Photochemistry and Electrochemistry of nanomaterials –Ionic properties of nanomaterials- Nano catalysis.

**UNIT II SYNTHESIS OF NANOMATERIALS**

**8**

Bottom up and Top-down approach for obtaining nano materials - Precipitation methods – sol gel technique – high energy ball milling, CVD and PVD methods, gas phase condensation, magnetron sputtering and laser deposition methods – laser ablation, sputtering.

**UNIT III NANO COMPOSITES**

**10**

Definition- importance of nanocomposites- nano composite materials-classification of composites- metal/metal oxides, metal-polymer- thermoplastic based, thermoset based and elastomer based- influence of size, shape and role of interface in composites applications.

**UNIT IV NANO STRUCTURES AND CHARACTERIZATION TECHNIQUES**

**10**

Classifications of nanomaterials - Zero dimensional, one-dimensional and two-dimensional nanostructures- Kinetics in nanostructured materials- multilayer thin films and superlattice-clusters of metals, semiconductors and nanocomposites. Spectroscopic techniques, Diffraction methods, thermal analysis method, BET analysis method.

**UNIT V APPLICATIONS OF NANO MATERIALS**

**9**

Overview of nanomaterials properties and their applications, nano painting, nano coating, nanomaterials for renewable energy, Molecular Electronics and Nanoelectronics – Nanobots- Biological Applications. Emerging technologies for environmental applications- Practice of nanoparticles for environmental remediation and water treatment.

**TOTAL : 45 PERIODS**

**OUTCOMES:**

CO1 - understand the basic properties such as structural, physical, chemical properties of nanomaterials and their applications.

CO2 – able to acquire knowledge about the different types of nano material synthesis

CO3 – describes about the shape, size,structure of composite nano materials and their interference

CO4 – understand the different characterization techniques for nanomaterials

CO5 - develop a deeper knowledge in the application of nanomaterials in different fields.

## TEXT BOOKS

1. Mick Wilson, Kamali Kannangara, Geoff Smith, Michelle Simmom, Burkhard Raguse, " Nano Technology: Basic Science & Engineering Technology", 2005, Overseas Press
2. G. Cao, "Nanostructures & Nanomaterials: Synthesis, Properties & Applications" Imperial College Press, 2004
3. William A Goddard "Handbook of Nanoscience, Engineering and Technology", 3<sup>rd</sup> Edition, CRC Taylor and Francis group 2012.

## REFERENCES

1. R.H.J.Hannink & A.J.Hill, Nanostructure Control, Wood Head Publishing Ltd.,Cambridge, 2006.
2. C.N.R.Rao, A.Muller, A.K.Cheetham, The Chemistry of Nanomaterials: Synthesis, Properties and Applications Vol. I & II, 2nd edition, 2005, Wiley VCH Verlag Gbtl & Co
3. Ivor Brodie and Julius J.Murray, 'The physics of Micro/Nano – Fabrication', Springer International Edition, 2010

## Course articulation matrix

Course Outcomes	Statement	Program Outcome														
		PO 1	PO 2	PO 3	PO 4	PO 5	PO 6	PO 7	PO 8	PO 9	PO 10	PO 11	PO 12	PS O1	PS O2	PS O3
CO1	understand the basic properties such as structural, physical, chemical properties of nanomaterials and their applications	2	3	2	3	3	-	-	-	1	1	-	3	1	1	3
CO2	acquire knowledge about the different types of nano material synthesis	2	3	1	3	3	-	-	-	1	1	-	3	2	1	3
CO3	describes about the shape, size, structure of composite nano materials and their interference	2	2	2	3	3	1	1	-	1	1	-	3	2	1	3
CO4	understand the different characterization techniques for nanomaterials	2	2	1	3	3	1	1	1	1	-	1	3	1	1	3
CO5	develop a deeper knowledge in the application of nanomaterials in different fields	2	2	1	3	3	1	1	1	1	-	1	3	2	1	3
Overall CO		3	2	2	1	3	3	1	1	1	1	1	1	3	2	1

**OBJECTIVE:**

- The course emphasis on the molecular self assembly and materials for polymer electronics

**UNIT I INTRODUCTION****9**

Historical Perspectives, Lessons from the Nature, Engineering the Functions, Tuning the functions, Multiscale Modeling and Computation, Classification of Functional Materials, Functional Diversity of Materials, Hybrid Materials, Technological Relevance, Societal Impact.

**UNIT II MOLECULAR SELF ASSEMBLY****9**

Molecular Organization, Self-Assembly in Biology, Energetics of Self-Organization, A Few Case Studies, Synthetic Protocols and Challenges, Solvent-assisted Self-Assembly, Directed Assembly-Langmuir-Blodgett and Langmuir-Schaefer techniques, Technological Applications of SAMs.

**UNIT III BIO-INSPIRED MATERIALS****9**

Bio-inspired materials, Classification, Biomimicry, Spider Silk, Lotus Leaf, Gecko feet, Synovial fluid, 'Bionics'-Bio-inspired Information Technologies, Artificial Sensory Organs, Biomineralization-En route to Nanotechnology.

**UNIT IV SMART OR INTELLIGENT MATERIALS****9**

Criteria for Smartness, Significance of Smart Materials, Representative Examples like Smart Gels and Polymers, Electro/Magneto Rheological Fluids, Smart Electroceramics, Technical Limitations and Challenges, Functional Nanocomposites, Polymer-carbon nanotube composites.

**UNIT V MATERIALS FOR POLYMER ELECTRONICS****9**

Polymers for Electronics, Organic Light Emitting Diodes, Working Principle of OLEDs, Illustrated Examples, Organic Field-Effect Transistors Operating Principle, Design Considerations, Polymer FETs vs Inorganic FETs, Liquid Crystal Displays, Engineering Aspects of Flat Panel Displays, Intelligent Polymers for Data Storage, Polymer-based Data Storage-Principle, Magnetic Vs. Polymer-based Data Storage.

**TOTAL: 45 PERIODS****OUTCOME:**

- Students will be able to differentiate among various functional properties and select appropriate material for certain functional applications, analyze the nature and potential of functional material.

**TEXT BOOK:**

1. Vijayamohan K. Pillai and MeeraParthasarathy, "Functional Materials: A chemist's perspective", Universities Press Hyderabad (2012).

**REFERENCE:**

1. Stephen Manne "Biomimetic Materials Chemistry" Wiley-VCH Newyork, 1966.

**OBJECTIVE:**

The course is aimed to

Gain knowledge about petroleum refining process and production of petrochemical products.

- UNIT I ORIGIN, FORMATION AND REFINING OF CRUDE OIL 9**  
Origin, Formation and Evaluation of Crude Oil. Testing of Petroleum Products. Refining of Petroleum - Atmospheric and Vacuum Distillation.
- UNIT II CRACKING 9**  
Cracking, Thermal Cracking, Vis-breaking, Catalytic Cracking (FCC), Hydro Cracking, Coking and Air Blowing of Bitumen
- UNIT III REFORMING AND HYDROTREATING 9**  
Catalytic Reforming of Petroleum Feed Stocks. Lube oil processing- Solvent Treatment Processes, Dewaxing, Clay Treatment and Hydrofining. Treatment Techniques: Removal of Sulphur Compounds in all Petroleum Fractions to improve performance.
- UNIT IV INTRODUCTION TO PETROCHEMICALS 9**  
Petrochemicals - Cracking of Naphtha and Feed stock gas for the production of Ethylene, Propylene, Isobutylene and Butadiene. Production of Acetylene from Methane, and Extraction of Aromatics.
- UNIT V PRODUCTION OF PETROCHEMICALS 9**  
Production of Petrochemicals like Dimethyl Terephthalate(DMT), Ethylene Glycol, Synthetic glycerine, Linear Alkyl Benzene (LAB), Acrylonitrile, Methyl Methacrylate (MMA), Vinyl Acetate Monomer, Phthalic Anhydride, Maleic Anhydride, Phenol, Acetone, Methanol, Formaldehyde, Acetaldehyde, Pentaerythritol and production of Carbon Black.

**TOTAL: 45 PERIODS**

**OUTCOMES:**

On the completion of the course students are expected to

- CO1:** Understand the classification, composition and testing methods of crude petroleum and its products. Learn the mechanism of refining process.
- CO2:** Understand the insights of primary treatment processes to produce the precursors.
- CO3:** Study the secondary treatment processes cracking, vis-breaking and coking to produce more petroleum products.
- CO4:** Appreciate the need of treatment techniques for the removal of sulphur and other impurities from petroleum products.
- CO5:** Understand the societal impact of petrochemicals and learn their manufacturing processes.
- CO6:** Learn the importance of optimization of process parameters for the high yield of petroleum products.

**TEXT BOOKS**

1. Nelson, W. L., "Petroleum Refinery Engineering", 4th Edition., McGraw Hill, New York, 1985.
2. Wiseman. P., "Petrochemicals", UMIST Series in Science and Technology, John Wiley & Sons, 1986.

**REFERENCES**

1. Bhaskara Rao, B. K., "Modern Petroleum Refining Processes", 2nd Edition, Oxford and IBH Publishing Company, New Delhi, 1990.
2. Bhaskara Rao, B. K. "A Text on Petrochemicals", 1st Edition, Khanna Publishers

**OBJECTIVES:**

At the end of the course, the student is expected to

- understand and analyse the energy data of industries
- carryout energy accounting and balancing
- conduct energy audit and suggest methodologies for energy savings and
- utilise the available resources in optimal ways

**UNIT I INTRODUCTION****9**

Energy - Power – Past & Present scenario of World; National Energy consumption Data – Environmental aspects associated with energy utilization – Energy Auditing: Need, Types, Methodology and Barriers. Role of Energy Managers. Instruments for energy auditing.

**UNIT II ELECTRICAL SYSTEMS****9**

Components of EB billing – HT and LT supply, Transformers, Cable Sizing, Concept of Capacitors, Power Factor Improvement, Harmonics, Electric Motors - Motor Efficiency Computation, Energy Efficient Motors, Illumination – Lux, Lumens, Types of lighting, Efficacy, LED Lighting and scope of Encon in Illumination.

**UNIT III THERMAL SYSTEMS****9**

Stoichiometry, Boilers, Furnaces and Thermic Fluid Heaters – Efficiency computation and encon measures. Steam: Distribution & U sage: Steam Traps, Condensate Recovery, Flash Steam Utilization, Insulators & Refractories

**UNIT IV ENERGY CONSERVATION IN MAJOR UTILITIES****9**

Pumps, Fans, Blowers, Compressed Air Systems, Refrigeration and Air Conditioning Systems – Cooling Towers – D.G. sets

**UNIT V ECONOMICS****9**

Energy Economics – Discount Rate, Payback Period, Internal Rate of Return, Net Present Value, Life Cycle Costing –ESCO concept

**TOTAL: 45 PERIODS****OUTCOMES:**

Upon completion of this course, the students can able to analyze the energy data of industries.

CO1: Remember the knowledge for Basic combustion and furnace design and selection of thermal and mechanical energy equipment.

CO2: Study the Importance of Stoichiometry relations, Theoretical air required for complete combustion.

CO3: Skills on combustion thermodynamics and kinetics.

CO4: Apply calculation and design tube still heaters.

CO5: Studied different heat treatment furnace.

CO6: Practical and theoretical knowledge burner design.

**TEXT BOOKS:**

1. Energy Manager Training Manual (4 Volumes) available at [www.energymanagertraining.com](http://www.energymanagertraining.com). a website administered by Bureau of Energy Efficiency (BEE), a statutory body under Ministry of Power, Government of India, 2004.

**REFERENCES:**

1. Witte. L.C., P.S. Schmidt, D.R. Brown, "Industrial Energy Management and Utilisation" Hemisphere Publ, Washington, 1988.
2. Callaghn, P.W. "Design and Management for Energy Conservation", Pergamon

Press, Oxford, 1981.

3. Dryden. I.G.C., "The Efficient Use of Energy" Butterworths, London, 1982
4. Turner. W.C., "Energy Management Hand book", Wiley, New York, 1982.
5. Murphy. W.R. and G. Mc KAY, "Energy Management", Butterworths, London 1987

**OPT351**

**BASICS OF PLASTICS PROCESSING**

**L T P C**

**3 0 0 3**

**COURSE OBJECTIVES**

- Understand the fundamentals of plastics processing, such as the relationships between material structural properties and required processing parameters, and so on
- To gain practical knowledge on the polymer selection and its processing
- Understanding the major plastic material processing techniques (Extrusion, Injection molding, Compression and Transfer molding, Blow molding, Thermoforming and casting)
- To understand suitable additives for plastics compounding
- To Propose troubleshooting mechanisms for defects found in plastics products manufactured by various processing techniques

**UNIT I INTRODUCTION TO PLASTICS PROCESSING 9**

Introduction to plastic processing – Principles of plastic processing: processing of plastics vs. metals and ceramics. Factors influencing the efficiency of plastics processing: molecular weight, viscosity and rheology. Difference in approach for thermoplastic and thermoset processing. Additives for plastics compounding and processing: antioxidants, light stabilizers, UV stabilizers, lubricants, impact modifiers, flame retardants, antistatic agents, stabilizers and plasticizers. Compounding: plastic compounding techniques, plasticization, pelletization.

**UNIT II EXTRUSION 9**

Extrusion – Principles of extrusion. Features of extruder: barrel, screw, types of screws, drive mechanism, specifications, heating & cooling systems, types of extruders. Flow mechanism: process variables, die entry effects and exit instabilities. Die swell, Defects: melt fracture, shark skin, bambooning. Factors determining efficiency of an extruder. Extrusion of films: blown and cast films. Tube/pipe extrusion. Extrusion coating: wire & cable. Twin screw extruder and its applications. Applications of extrusion and new developments.

**UNIT III INJECTION MOLDING 9**

Injection molding – Principles and processing outline, machinery, accessories and functions, specifications, process variables, mould cycle. Types of clamping: hydraulic and toggle mechanisms. Start-up and shut down procedures-Cylinder nozzles- Press capacity projected area -Shot weight Basic theoretical concepts and their relationship to processing - Interaction of moulding process aspect effects in quoted variables. Basic mould types. Reciprocating vs. plunger type injection moulding. Thermoplastic vs. thermosetting injection moulding. Injection moulding vs. other plastic processing techniques. State-of-the art injection moulding techniques - Introduction to trouble shooting

**UNIT IV COMPRESSION AND TRANSFER MOLDING 9**

Compression moulding – Basic principles of compression and transfer moulding-Meaning of terms-Bulk factor and flow properties, moulding materials, process variables and process cycle, Inter relation between flow properties-Curing time-Mould temperature and Pressure requirements. Preforms and preheating- Techniques of preheating. Machines used-Types of compression mould-

positive, semi-positive and flash. Common moulding faults and their correction- Finishing of mouldings. Transfer moulding: working principle, equipment, Press capacity-Integral moulds and auxiliary ram moulds, moulding cycle, moulding tolerances, pot transfer, plunger transfer and screw transfer moulding techniques, advantages over compression moulding

**UNIT V BLOW MOLDING, THERMOFORMING AND CASTING 9**

Blow moulding: principles and terminologies. Injection blow moulding. Extrusion blow moulding. Design guidelines for optimum product performance and appearance. Thermoforming: principle, vacuum forming, pressure forming mechanical forming. Casting: working principle, types and applications.

**TOTAL: 45 PERIODS**

**COURSE OUTCOMES**

- Ability to find out the correlation between various processing techniques with product properties.
- Understand the major plastics processing techniques used in moulding (injection, blow, compression, and transfer), extrusion, thermoforming, and casting.
- Acquire knowledge on additives for plastic compounding and methods employed for the same
- Familiarize with the machinery and ancillary equipment associated with various plastic processing techniques.
- Select an appropriate processing technique for the production of a plastic product

**REFERENCES**

1. S. S. Schwart, S. H. Goodman, Plastics Materials and Processes, Van Nostrad Reinhold Company Inc. (1982).
2. F. Hensen (Ed.), Plastic Extrusion Technology, Hanser Gardner (1997).
3. W. S. Allen and P. N. Baker, Hand Book of Plastic Technology, Volume-1, Plastic Processing Operations [Injection, Compression, Transfer, Blow Molding], CBS Publishers and Distributors (2004).
4. M. Chanda, S. K. Roy, Plastic Technology handbook, 4th Edn., CRC Press (2007).
5. I. I. Rubin, Injection Molding Theory & Practice, Society of Plastic Engineers, Wiley (1973).
6. D.V. Rosato, M. G. Rosato, Injection Molding Hand Book, Springer (2012).
7. M. L. Berins (Ed.), SPI Plastic Engineering Hand Book of Society of Plastic Industry Inc., Springer (2012).
8. B. Strong, Plastics: Material & Processing, A, Pearson Prentice hall (2005).
9. D.V Rosato, Blow Molding Hand Book, Carl HanserVerlag GmbH & Co (2003).

PROGRESS THROUGH KNOWLEDGE

**OEC351**

**SIGNALS AND SYSTEMS**

**L T P C  
3 0 0 3**

**COURSE OBJECTIVES :**

- To understand the basic properties of signal & systems
- To know the methods of characterization of LTI systems in time domain
- To analyze continuous time signals and system in the Fourier and Laplace domain
- To analyze discrete time signals and system in the Fourier and Z transform domain

**UNIT I CLASSIFICATION OF SIGNALS AND SYSTEMS 9**

Standard signals- Step, Ramp, Pulse, Impulse, Real and complex exponentials and Sinusoids\_Classification of signals – Continuous time (CT) and Discrete Time (DT) signals,

Periodic & Aperiodic signals, Deterministic & Random signals, Energy & Power signals - Classification of systems- CT systems and DT systems- – Linear & Nonlinear, Time-variant & Time-invariant, Causal & Non-causal, Stable & Unstable.

**UNIT II ANALYSIS OF CONTINUOUS TIME SIGNALS 9**

Fourier series for periodic signals - Fourier Transform – properties- Laplace Transforms and Properties

**UNIT III LINEAR TIME INVARIANT CONTINUOUS TIME SYSTEMS 9**

Impulse response - convolution integrals- Differential Equation- Fourier and Laplace transforms in Analysis of CT systems - Systems connected in series / parallel.

**UNIT IV ANALYSIS OF DISCRETE TIME SIGNALS 9**

Baseband signal Sampling–Fourier Transform of discrete time signals (DTFT)– Properties of DTFT - Z Transform & Properties

**UNIT V LINEAR TIME INVARIANT-DISCRETE TIME SYSTEMS 9**

Impulse response–Difference equations-Convolution sum- Discrete Fourier Transform and Z Transform Analysis of Recursive & Non-Recursive systems-DT systems connected in series and parallel.

**TOTAL: 45 PERIODS**

**COURSE OUTCOMES:**

**At the end of the course, the student will be able to:**

- CO1:determine if a given system is linear/causal/stable
- CO2: determine the frequency components present in a deterministic signal
- CO3:characterize continuous LTI systems in the time domain and frequency domain
- CO4:characterize discrete LTI systems in the time domain and frequency domain
- CO5:compute the output of an LTI system in the time and frequency domains

**TEXT BOOKS:**

1. Oppenheim, Willsky and Hamid, “Signals and Systems”, 2nd Edition, Pearson Education, New Delhi, 2015.(Units I - V)
2. Simon Haykin, Barry Van Veen, “Signals and Systems”, 2nd Edition, Wiley, 2002

**REFERENCES :**

1. B. P. Lathi, “Principles of Linear Systems and Signals”, 2<sup>nd</sup> Edition, Oxford, 2009.
2. M. J. Roberts, “Signals and Systems Analysis using Transform methods and MATLAB”, McGraw- Hill Education, 2018.
3. John Alan Stuller, “An Introduction to Signals and Systems”, Thomson, 2007.

C O	PO 1	PO 2	PO 3	PO 4	PO 5	PO 6	PO 7	PO 8	PO 9	PO1 0	PO1 1	PO1 2	PSO 1	PSO 2	PSO 3
1	3	-	3	-	3	2	-	-	-	-	-	3	-	-	1
2	3	-	3	-	-	2	-	-	-	-	-	3	-	3	-
3	3	3	-	-	3	2	-	-	-	-	-	3	2	-	-
4	3	3	-	-	3	2	-	-	-	-	-	3	-	3	1
5	3	3	-	3	3	2	-	-	-	-	-	3	-	3	1
<b>C</b>	<b>3</b>	<b>3</b>	<b>3</b>	<b>3</b>	<b>3</b>	<b>2</b>	-	-	-	-	-	<b>3</b>	<b>2</b>	<b>3</b>	<b>1</b>



**COURSE OBJECTIVES :**

- To give a comprehensive exposure to all types of devices and circuits constructed with discrete components. This helps to develop a strong basis for building linear and digital integrated circuits
- To analyze the frequency response of small signal amplifiers
- To design and analyze single stage and multistage amplifier circuits
- To study about feedback amplifiers and oscillators principles
- To understand the analysis and design of multi vibrators

**UNIT I SEMICONDUCTOR DEVICES****9**

PN junction diode, Zener diode, BJT, MOSFET, UJT –structure, operation and V-I characteristics, Rectifiers – Half Wave and Full Wave Rectifier, Zener as regulator

**UNIT II AMPLIFIERS****9**

Load line, operating point, biasing methods for BJT and MOSFET, BJT small signal model – Analysis of CE, CB, CC amplifiers- Gain and frequency response –Analysis of CS and Source follower – Gain and frequency response- High frequency analysis.

**UNIT III MULTISTAGE AMPLIFIERS AND DIFFERENTIAL AMPLIFIER****9**

Cascode amplifier, Differential amplifier – Common mode and Difference mode analysis – Tuned amplifiers – Gain and frequency response – Neutralization methods.

**UNIT IV FEEDBACK AMPLIFIERS AND OSCILLATORS****9**

Advantages of negative feedback – Analysis of Voltage / Current, Series , Shunt feedback Amplifiers – positive feedback–Condition for oscillations, phase shift – Wien bridge, Hartley, Colpitts and Crystal oscillators.

**UNIT V POWER AMPLIFIERS AND DC/DC CONVERTERS****9**

Power amplifiers- class A-Class B-Class AB-Class C-Temperature Effect- Class AB Power amplifier using MOSFET –DC/DC convertors – Buck, Boost, Buck-Boost analysis and design.

**TOTAL: 45 PERIODS****COURSE OUTCOMES :**

At the end of the course the students will be able to

CO1: Explain the structure and working operation of basic electronic devices.

CO2: Design and analyze amplifiers.

CO3: Analyze frequency response of BJT and MOSFET amplifiers

CO4: Design and analyze feedback amplifiers and oscillator principles.

CO5: Design and analyze power amplifiers and supply circuits

**TEXT BOOKS :**

1. David A. Bell, "Electronic Devices and Circuits", Oxford Higher Education press, 5 th Edition, 2010.
2. Robert L. Boylestad and Louis Nasheresky, "Electronic Devices and Circuit Theory", 10th Edition, Pearson Education / PHI, 2008.
3. Adel .S. Sedra, Kenneth C. Smith, "Micro Electronic Circuits", Oxford University Press, 7 th Edition, 2014.

**REFERENCES :**

1. Donald.A. Neamen, "Electronic Circuit Analysis and Design", Tata McGraw Hill, 3 rd Edition, 2010.
2. D.Schilling and C.Belove, "Electronic Circuits", McGraw Hill, 3 rd Edition, 1989

3. Muhammad H.Rashid, "Power Electronics", Pearson Education / PHI , 2004.

CO	PO 1	PO 2	PO 3	PO 4	PO 5	PO 6	PO 7	PO 8	PO 9	PO 10	PO 11	PO 12	PS O1	PS O2	PS O3
1	3	3	3	3	2	1	-	-	-	-	-	1	2	1	1
2	3	2	2	3	2	2	-	-	-	-	-	1	2	1	1
3	3	3	3	2	1	2	-	-	-	-	-	1	2	1	1
4	3	3	2	3	2	2	-	-	-	-	-	1	2	1	1
5	3	2	3	2	2	1	-	-	-	-	-	1	2	1	1
CO	3	3	3	3	2	2	-	-	-	-	-	1	2	1	1

**CBM348 FOUNDATION SKILLS IN INTEGRATED PRODUCT DEVELOPMENT L T P C**  
**3 0 0 3**

**OBJECTIVES:**

- To understand the global trends and development methodologies of various types of products and services
- To conceptualize, prototype and develop product management plan for a new product based on the type of the new product and development methodology integrating the hardware, software, controls, electronics and mechanical systems
- To understand requirement engineering and know how to collect, analyze and arrive at requirements for new product development and convert them in to design specification
- To understand system modeling for system, sub-system and their interfaces and arrive at the optimum system specification and characteristics
- To develop documentation, test specifications and coordinate with various teams to validate and sustain up to the EoL (End of Life) support activities for engineering customer

**UNIT I BASICS OF PRODUCT DEVELOPMENT 9**

Global Trends Analysis and Product decision - Social Trends - Technical Trends- Economical Trends - Environmental Trends - Political/Policy Trends - Introduction to Product Development Methodologies and Management - Overview of Products and Services - Types of Product Development - Overview of Product Development methodologies - Product Life Cycle – Product Development Planning and Management.

**UNIT II REQUIREMENTS AND SYSTEM DESIGN 9**

Requirement Engineering - Types of Requirements - Requirement Engineering - traceability Matrix and Analysis - Requirement Management - System Design & Modeling - Introduction to System Modeling - System Optimization - System Specification - Sub-System Design - Interface Design.

**UNIT III DESIGN AND TESTING 9**

Conceptualization - Industrial Design and User Interface Design - Introduction to Concept generation Techniques – Challenges in Integration of Engineering Disciplines - Concept Screening & Evaluation - Detailed Design - Component Design and Verification – Mechanical, Electronics and Software Subsystems - High Level Design/Low Level Design of S/W Program - Types of Prototypes, S/W Testing- Hardware Schematic, Component design, Layout and Hardware Testing – Prototyping - Introduction to Rapid Prototyping and Rapid Manufacturing - System Integration, Testing, Certification and Documentation

**UNIT IV SUSTENANCE ENGINEERING AND END-OF-LIFE (EOL) SUPPORT 9**

Introduction to Product verification processes and stages - Introduction to Product Validation processes and stages - Product Testing Standards and Certification - Product Documentation - Sustenance -Maintenance and Repair – Enhancements - Product EoL - Obsolescence Management – Configuration Management - EoL Disposal

**UNIT V BUSINESS DYNAMICS – ENGINEERING SERVICES INDUSTRY 9**

The Industry - Engineering Services Industry - Product Development in Industry versus Academia –The IPD Essentials - Introduction to Vertical Specific Product Development processes - Manufacturing/Purchase and Assembly of Systems - Integration of Mechanical, Embedded and Software Systems – Product Development Trade-offs - Intellectual Property Rights and Confidentiality – Security and Configuration Management.

**TOTAL: 45 PERIODS**

**OUTCOMES:**

Upon completion of the course, the students will be able to:

- Define, formulate, and analyze a problem
- Solve specific problems independently or as part of a team
- Gain knowledge of the Innovation & Product Development process in the Business Context
- Work independently as well as in teams
- Manage a project from start to finish

**TEXT BOOKS:**

1. Book specially prepared by NASSCOM as per the MoU.
2. Karl T Ulrich and Stephen D Eppinger, "Product Design and Development", Tata McGraw Hill, Fifth Edition, 2011.
3. John W Newstorn and Keith Davis, "Organizational Behavior", Tata McGraw Hill, Eleventh Edition, 2005.

**REFERENCES:**

1. Hiriyyappa B, “Corporate Strategy – Managing the Business”, Author House, 2013.
2. Peter F Drucker, “People and Performance”, Butterworth – Heinemann [Elsevier], Oxford, 2004.
3. Vinod Kumar Garg and Venkita Krishnan N K, “Enterprise Resource Planning – Concepts”, Second Edition, Prentice Hall, 2003.
4. Mark S Sanders and Ernest J McCormick, "Human Factors in Engineering and Design", McGraw Hill Education, Seventh Edition, 2013

**CO's- PO's & PSO's MAPPING**

CO's	PO's												PSO's		
	1	2	3	4	5	6	7	8	9	10	11	12	1	2	3
1	3	2	3	1						1		1			
2	3	2	3	1						1		1			
3	3	2	3	1	1			1	1	1		1			
4	3	2	3	1	1			1	1	1		1			
5	3	2	3	1	1			1	1	1		1			
<b>Avg.</b>															

**OBJECTIVES:****The student should be made to:**

- To know the hardware requirement various assistive devices
- To understand the prosthetic and orthotic devices
- To know the developments in assistive technology

**UNIT I CARDIAC ASSIST DEVICES 9**

Cardiac functions and parameters, principle of External counter pulsation techniques, intra aortic balloon pump, Auxillary ventricle and schematic for temporary bypass of left ventricle, prosthetic heart valves, cardiac pacemaker.

**UNIT II HEMODIALYSERS 9**

Physiology of kidney, Artificial kidney, Dialysis action, hemodialyser unit, membrane dialysis, portable dialyser monitoring and functional parameters.

**UNIT III HEARING AIDS 9**

Anatomy of ear, Common tests – audiograms, air conduction, bone conduction, masking techniques, SISI, Hearing aids – principles, drawbacks in the conventional unit, DSP based hearing aids.

**UNIT IV PROSTHETIC AND ORTHODIC DEVICES 9**

Hand and arm replacement – different types of models, externally powered limb prosthesis, feedback in orthotic system, functional electrical stimulation, sensory assist devices.

**UNIT V RECENT TRENDS 9**

Transcutaneous electrical nerve stimulator, bio-feedback, assistive devices in drug delivery

**TOTAL :45 PERIODS****OUTCOMES:****On successful completion of this course, the student will be able to**

CO1: Interpret the various mechanical techniques that will help in assisting the heart functions.

CO2: Describe the underlying principles of hemodialyzer machine.

CO3: Indicate the methodologies to assess the hearing loss.

CO4: Evaluate the types of assistive devices for mobilization.

CO5: Explain about TENS and biofeedback system.

**TEXT BOOKS**

1. Joseph D. Bronzino, The Biomedical Engineering Handbook, Third Edition: Three Volume Set, CRC Press,2006
2. Marion. A. Hersh, Michael A. Johnson, Assistive Technology for visually impaired and blind, Springer Science & Business Media, 1st edition, 12-May-2010
3. Yadin David, Wolf W. von Maltzahn, Michael R. Neuman, Joseph.D, Bronzino, Clinical Engineering, CRC Press, 1st edition,2010.

**REFERENCES**

1. Kenneth J. Turner Advances in Home Care Technologies: Results of the match Project, Springer, 1st edition, 2011.
2. Gerr M. Craddock Assistive Technology-Shaping the future, IOS Press, 1st edition, 2003.
3. 3D Printing in Orthopaedic Surgery, Matthew Dipaola , Elsevier 2019 ISBN 978 -0-323-662116
4. Cardiac Assist Devices, Daniel Goldstein (Editor), Mehmet Oz (Editor), Wiley-Blackwell April 2000 ISBN: 978-0-879-93449-1

CO's	PO's												PSO's			
	1	2	3	4	5	6	7	8	9	10	11	12	1	2	3	
1	3	1	1	1	1											
2	3	1	1	1	1											
3	3	1	1	1	1											
4	3	1	1	1	1											
5	3	1	1	1	1											
AVg.																

OMA352

OPERATIONS RESEARCH

L T P C  
3 0 0 3

**OBJECTIVES:**

This course will help the students to

- determine the optimum solution for Linear programming problems.
- study the Transportation and assignment models and various techniques to solve them.
- acquire the knowledge of optimality, formulation and computation of integer programming problems.
- acquire the knowledge of optimality, formulation and computation of dynamic programming problems.
- determine the optimum solution for non-linear programming problems.

**UNIT I LINEAR PROGRAMMING**

9

Formulation of linear programming models – Graphical solution – Simplex method - Big M Method – Two phase simplex method - Duality - Dual simplex method.

**UNIT II TRANSPORTATION AND ASSIGNMENT PROBLEMS**

9

Matrix form of Transportation problems – Loops in T.P – Initial basic feasible solution – Transportation algorithm – Assignment problem – Unbalanced assignment problems .

**UNIT III INTEGER PROGRAMMING**

9

Introduction – All and mixed I.P.P – Gomory's method – Cutting plane algorithm – Branch and bound algorithm – Zero – one programming.

**UNIT IV DYNAMIC PROGRAMMING PROBLEMS**

9

Recursive nature of computation – Forward and backward recursion – Resource Allocation model – Cargo – loading model – Work – force size model - Investment model – Solution of L.P.P by dynamic programming .

**UNIT V NON - LINEAR PROGRAMMING PROBLEMS**

9

Lagrange multipliers – Equality constraints – Inequality constraints – Kuhn – Tucker Conditions – Quadratic programming.

**TOTAL:45 PERIODS**

**OUTCOMES :**

At the end of the course, students will be able to

- Could develop a fundamental understanding of linear programming models, able to develop a linear programming model from problem description, apply the simplex method for solving linear programming problems.

- analyze the concept of developing, formulating, modeling and solving transportation and assignment problems.
- solve the integer programming problems using various methods.
- conceptualize the principle of optimality and sub-optimization, formulation and computational procedure of dynamic programming.
- determine the optimum solution for non linear programming problems.

#### TEXT BOOKS:

1. Kanti Swarup, P.K.Gupta and Man Mohan, " Operations Research ", Sultan Chand & Sons, New Delhi, Fifth Edition , 1990.
2. Taha. H.A, " Operations Research – An Introduction , Pearson Education, Ninth Edition , New Delhi, 2012.

#### REFERENCES :

1. J.K.Sharma , " Operations Research - Theory and Applications " Mac Millan India Ltd , Second Edition , New Delhi , 2003.
2. Richard Bronson & Govindasami Naadimuthu , " Operations Research " ( Schaum's Outlines – TMH Edition) Tata McGraw Hill, Second Edition, New Delhi, 2004.
3. Pradeep Prabhakar Pai , " Operations Research and Practice", Oxford University Press, New Delhi , 2012.
4. J.P.Singh and N.P.Singh , " Operations Research , Ane Books Pvt.Ltd, New Delhi , 2014.
5. F.S.Hillier and G.J. Lieberman, " Introduction to Operations Research " , Tata McGraw Hill, Eighth Edition , New Delhi, 2005.

	PO 01	PO 02	PO 03	PO 04	PO 05	PO 06	PO 07	PO 08	PO 09	PO 10	PO 11	PO 12	PS O1	PS O2	PS O3
<b>CO1</b>	3	3	0	0	0	0	0	0	2	0	0	2	-	-	-
<b>CO2</b>	3	3	3	2	0	0	0	0	2	0	0	2	-	-	-
<b>CO3</b>	3	3	0	0	0	0	0	0	2	0	0	2	-	-	-
<b>CO4</b>	3	3	0	0	0	0	0	0	2	0	0	2	-	-	-
<b>CO5</b>	3	3	2	2	0	0	0	0	2	0	0	2	-	-	-
<b>Avg</b>	3	3	1	0.8	0	0	0	0	2	0	0	2	-	-	-

OMA353

ALGEBRA AND NUMBER THEORY

L T P C  
3 0 0 3

#### OBJECTIVES :

- To introduce the basic notions of groups, rings, fields which will then be used to solve related problems.
- To examine the key questions in the Theory of Numbers.
- To give an integrated approach to number theory and abstract algebra, and provide a firm basis for further reading and study in the subject.

#### UNIT I GROUPS AND RINGS

9

Groups: Definition - Properties - Homomorphism - Isomorphism - Cyclic groups - Cosets - Lagrange's theorem.

Rings: Definition - Sub rings - Integral domain - Field - Integer modulo n - Ring homomorphism.

**UNIT II FINITE FIELDS AND POLYNOMIALS 9**

Rings - Polynomial rings - Irreducible polynomials over finite fields - Factorization of polynomials over finite fields.

**UNIT III DIVISIBILITY THEORY AND CANONICAL DECOMPOSITIONS 9**

Division algorithm- Base-b representations – Number patterns – Prime and composite numbers – GCD – Euclidean algorithm – Fundamental theorem of arithmetic – LCM.

**UNIT IV DIOPHANTINE EQUATIONS AND CONGRUENCES 9**

Linear Diophantine equations – Congruence's – Linear Congruence's - Applications : Divisibility tests - Modular exponentiation - Chinese remainder theorem – 2x2 linear systems.

**UNIT V CLASSICAL THEOREMS AND MULTIPLICATIVE FUNCTIONS 9**

Wilson's theorem – Fermat's Little theorem – Euler's theorem – Euler's Phi functions – Tau and Sigma functions.

**TOTAL: 45 PERIODS****OUTCOMES :**

- Explain the fundamental concepts of advanced algebra and their role in modern mathematics and applied contexts.
- Demonstrate accurate and efficient use of advanced algebraic techniques.
- The students should be able to demonstrate their mastery by solving non-trivial problems related to the concepts, and by proving simple theorems about the, statements proven by the text

**TEXT BOOKS :**

1. Grimaldi, R.P and Ramana, B.V., "Discrete and Combinatorial Mathematics", Pearson Education, 5<sup>th</sup> Edition, New Delhi, 2007.
2. Thomas Koshy, "Elementary Number Theory with Applications", Elsevier Publications , New Delhi , 2002.

**REFERENCES:**

1. San Ling and Chaoping Xing, "Coding Theory – A first Course", Cambridge Publications, Cambridge, 2004.
2. Niven.I, Zuckerman.H.S., and Montgomery, H.L., "An Introduction to Theory of Numbers" , John Wiley and Sons , Singapore, 2004.
3. Lidl.R., and Pitz. G, "Applied Abstract Algebra", Springer Verlag, New Delhi, 2<sup>nd</sup> Edition , 2006.

	PO 01	PO 02	PO 03	PO 04	PO 05	PO 06	PO 07	PO 08	PO 09	PO 10	PO 11	PO 12	PS O1	PS O2	PS O3
<b>CO1</b>	3	1	2	-	-	-	2	1	-	1	2	2	-	-	-
<b>CO2</b>	3	3	1	1	3	1	2	1	1	1	2	2	-	-	-
<b>CO3</b>	3	3	2	1	3	1	3	1	1	1	2	3	-	-	-
<b>CO4</b>	3	3	2	2	3	2	2	1	1	1	2	3	-	-	-
<b>CO5</b>	2	2	1	-	3	1	2	1	1	1	3	3	-	-	-
<b>Avg</b>	2.8	2.4	1.6	0.8	2.4	1	2.2	1	0.8	1	2.2	2.6	-	-	-

**OMA354****LINEAR ALGEBRA****L T P C  
3 0 0 3****COURSE OBJECTIVES:**

- To test the consistency and solve system of linear equations.





	PO 01	PO 02	PO 03	PO 04	PO 05	PO 06	PO 07	PO 08	PO 09	PO 10	PO 11	PO 12	PS O1	PS O2	PS O3
<b>CO1</b>	3	3	3	3	2	2	2	1	1	1	1	3	-	-	-
<b>CO2</b>	3	3	3	3	3	2	2	1	1	1	1	3	-	-	-
<b>CO3</b>	3	3	3	3	3	2	2	1	1	1	1	3	-	-	-
<b>CO4</b>	3	3	3	3	3	2	2	1	1	1	1	3	-	-	-
<b>CO5</b>	3	3	3	3	3	2	2	1	1	1	1	3	-	-	-
<b>Avg</b>	3	3	3	3	2.8	2	2	1	1	1	1	3	-	-	-

**OBT352**

**BASICS OF MICROBIAL TECHNOLOGY**

**L T P C  
3 0 0 3**

**COURSE OBJECTIVE:**

- Enable the Non-biological student's to understand about the basics of life science and their pro and cons for living organisms.

**UNIT I BASICS OF MICROBES AND ITS TYPES 9**

Introduction to microbes, existence of microbes, inventions of great scientist and history, types of microorganisms – Bacteria, Virus, Fungi.

**UNIT II MICROBIAL TECHNIQUES 9**

Sterilization – types – physical and chemical sterilization, Decontamination, Preservation methods, fermentation, Cultivation and growth of microbes, Diagnostic methods.

**UNIT III PATHOGENIC MICROBES 9**

Infectious Disease – Awareness, Causative agent, Prevention and control - Cholera, Dengu, Malaria, Diarrhea, Tuberculosis, Typhoid, Covid, HIV.

**UNIT IV BENEFICIAL MICROBES 9**

Applications of microbes – Clinical microbiology, agricultural microbiology, Food Microbiology, Environmental Microbiology, Animal Microbiology, Marine Microbiology.

**UNIT V PRODUCTS FROM MICROBES 9**

Fermented products – Fermented Beverages, Curd, Cheese, Mushroom, Agricultural products – Biopesticide, Biofertilizers, Vermi compost, Pharmaceutical products - Antibiotics, Vaccines

**TOTAL: 45 PERIODS**

**COURSE OUTCOME:**

At the end of the course the students will be able to

1. Microbes and their types
2. Cultivation of microbes
3. Pathogens and control measures for safety
4. Microbes in different industry for economy.

**TEXT BOOKS**

1. Talaron K, Talaron A, Casita, Pelczar and Reid. Foundations in Microbiology, W.C. Brown Publishers, 1993.
2. Pelczar MJ, Chan ECS and Krein NR, Microbiology, Tata McGraw Hill Edition, New Delhi, India.
3. Prescott L.M., Harley J.P., Klein DA, Microbiology, 3rd Edition, Wm. C. Brown Publishers, 1996.

**OBJECTIVES:**

- The objective is to offer basic concepts of biochemistry to students with diverse background in life sciences including but not limited to the structure and function of various biomolecules and their metabolism.

**UNIT I CARBOHYDRATES 9**

Introduction to carbohydrate, classification, properties of monosaccharide, structural aspects of monosaccharides. Introduction to disaccharide (lactose, maltose, sucrose) and polysaccharide (Heparin, starch, and glycogen) biological function of carbohydrate.

**UNIT II LIPID AND FATTY ACIDS 9**

Introduction to lipid, occurrence, properties, classification of lipid. Importance of phospholipids, sphingolipid and glycerolipid. Biological function of lipid. Fatty acid, Introduction, Nomenclature and classification of fatty acid Essential and non essential fatty acids.

**UNIT III AMINO ACIDS AND PROTEIN. 9**

Introduction to amino acid, structure, classification of protein based on polarity. Introduction to protein, classification of protein based on solubility, shape, composition and Function. Peptide bond– Structure of peptide bond. Denaturation – renaturation of protein, properties of protein. Introduction to lipoprotein, glycoprotein and nucleoprotein. Biological function of protein.

**UNIT IV NUCLEIC ACIDS 9**

Introduction to nucleic acid, Difference between nucleotide and nucleoside, composition of DNA & RNA Structure of Nitrogen bases in DNA and RNA along with the nomenclature. DNA double helix (Watson and crick) model, types of DNA, RNA.

**UNIT V VITAMINS AND HORMONES 9**

Different types of vitamins, their diverse biochemical functions and deficiency related diseases. Overview of hormones. Hormone mediated signaling. Mechanism of action of steroid hormones, epinephrine, glucagons and insulin. Role of vitamins and hormones in metabolism; Hormonal disorders; Therapeutic uses of vitamins and hormones.

**TOTAL: 45 PERIODS****OUTCOMES:**

- Students will learn about various kinds of biomolecules and their physiological role.
- Students will gain knowledge about various metabolic disorders and will help them to know the importance of various biomolecules in terms of disease correlation.

**TEXT BOOKS**

- Lehninger Principles of Biochemistry 6th Edition by David L. Nelson, Michael M. Cox W.H. Freeman and Company 2017
- Satyanarayana, U. and U. Chakerapani, "Biochemistry" 3rd Rev. Edition, Books & Allied (P) Ltd., 2006.
- Rastogi, S.C. "Biochemistry" 2nd Edition, Tata McGraw-Hill, 2003.
- Conn, E.E., et al., "Outlines of Biochemistry" 5th Edition, John Wiley & Sons, 1987.
- Outlines of Biochemistry, 5th Edition: By E E Conn, P K Stumpf, G Bruening and R Y Doi. pp 693. John Wiley and Sons, New York. 1987.

**REFERENCES**

- Berg, Jeremy M. et al. "Biochemistry", 6th Edition, W.H. Freeman & Co., 2006.
- Murray, R.K., et al "Harper's Illustrated Biochemistry", 31st Edition, McGraw-Hill, 2018.
- Voet, D. and Voet, J.G., "Biochemistry", 4th Edition, John Wiley & Sons Inc., 2010.

**OBJECTIVES:**

- To provide knowledge on the fundamentals of cell biology.
- To understand the signalling mechanisms.
- Understand basic principles of molecular biology at intracellular level to regulate growth, division and development.

**UNIT-I INTRODUCTION TO CELL 9**

Cell, cell wall and Extracellular Matrix (ECM), composition, cellular dimensions, Evolution, Organisation, differentiation of prokaryotic and Eukaryotic cells, Virus, bacteria, cyanobacteria, mycoplasma and prions.

**UNIT II CELL ORGANELLES 9**

Molecular organisation, biogenesis and function Mitochondria, endoplasmic reticulum, golgi apparatus, plastids, chloroplast, leucoplast, centrosome, lysosome, ribosome, peroxisome, Nucleus and nucleolus. Endo membrane system, concept of compartmentalisation.

**UNIT III BIO-MEMBRANE TRANSPORT 9**

Physiochemical properties of cell membranes. Molecular constitute of membranes, asymmetrical organisation of lipids and proteins. Solute transport across membrane's-fick's law, simple diffusion, passive-facilitated diffusion, active transport- primary and secondary, group translocation, transport ATPases, membrane transport in bacteria and animals. Transport mechanism- mobile carriers and pores mechanisms. Transport by vesicle formation, endocytosis, exocytosis, cell respiration.

**UNIT IV CELL CYCLE 9**

Cell cycle- Cell division by mitosis and meiosis, Comparison of meiosis and mitosis, regulation of cell cycle, cell lysis, Cytokinesis, Cell signaling, Cell communication, Cell adhesion and Cell junction, cell cycle checkpoints.

**UNIT V CENTRAL DOGMA 9**

Overview of Central dogma DNA replication: Meselson & Stahl experiment, bi-directional DNA replication, Okazaki fragments. Structure and function of mRNA, rRNA and tRNA. RNA synthesis: Initiation, elongation and termination of RNA synthesis Introduction to Genetic code- Steps in translation: Initiation, Elongation and termination of protein synthesis.

**TOTAL: 45 PERIODS****OUTCOMES:**

- Understanding of cell at structural and functional level.
- Understand the central dogma of life and its significance.
- Comprehend the basic mechanisms of cell division.

**TEXTBOOKS:**

1. Cooper, G.M. and R.E. Hansman "The Cell: A Molecular Approach", 8th Edition, Oxford University Press, 2018
2. Friefelder, David. "Molecular Biology." Narosa Publications, 1999
3. Weaver, Robert F. "Molecular Biology" 11nd Edition, Tata McGraw-Hill, 2003.

## REFERENCES:

1. Lodish H, Berk A, Matsudaira P, Kaiser CA, Krieger M, Schot MP, Zipursky L, Darnell J. Molecular Cell Biology, 6th Edition, 2007.
2. Becker, W.M. et al., "The World of the Cell", 9th Edition, Pearson Education, 2003.
3. Campbell, N.A., J.B. Reece and E.J. Simon "Essential Biology", VIIrd Edition, Pearson International, 2007.
4. Alberts, Bruce et al., "Essential Cell Biology", 4th Edition, W.W. Norton, 2013.

## OPEN ELECTIVE IV

OHS352

PROJECT REPORT WRITING

L T P C  
3 0 0 3

### COURSE OBJECTIVE

The Course will enable Learners to,

- Understand the essentials of project writing.
- Perceive the difference between general writing and technical writing
- Assimilate the fundamental features of report writing.
- Understand the essential differences that exist between general and technical writing.
- Learn the structure of a technical and project report.

### UNIT I

9

Writing Skills – Essential Grammar and Vocabulary – Passive Voice, Reported Speech, Concord, Signpost words, Cohesive Devices – Paragraph writing - Technical Writing vs. General Writing.

### UNIT II

9

Project Report – Definition, Structure, Types of Reports, Purpose – Intended Audience – Plagiarism – Report Writing in STEM fields – Experiment – Statistical Analysis.

### UNIT III

9

Structure of the Project Report: (Part 1) Framing a Title – Content – Acknowledgement – Funding Details - Abstract – Introduction – Aim of the Study – Background - Writing the research question - Need of the Study/Project Significance, Relevance – Determining the feasibility – Theoretical Framework.

### UNIT IV

9

Structure of the Project Report: (Part 2) – Literature Review, Research Design, Methods of Data Collection - Tools and Procedures - Data Analysis - Interpretation - Findings – Limitations - Recommendations – Conclusion – Bibliography.

### UNIT V

9

Proof reading a report – Avoiding Typographical Errors – Bibliography in required Format – Font – Spacing – Checking Tables and Illustrations – Presenting a Report Orally – Techniques.

**TOTAL:45 PERIODS**

### OUTCOMES

By the end of the course, learners will be able to

- Write effective project reports.
- Use statistical tools with confidence.
- Explain the purpose and intension of the proposed project coherently and with clarity.
- Create writing texts to suit achieve the intended purpose.
- Master the art of writing winning proposals and projects.



- On completion of the course, the student will be able to apply appropriate management techniques towards managing the water resources.

**CO1** Describe the context and principles of IWRM; Compare the conventional and integrated ways of water management.

**CO2** Discuss on the different water uses; how it is impacted and ways to tackle these impacts.

**CO3** Explain the economic aspects of water and choose the best economic option among the alternatives; illustrate the pros and cons of PPP through case studies.

**CO4** Illustrate the recent trends in water management.

**CO5** Understand the implementation hitches and the institutional frameworks.

### TEXT BOOKS

1. Cech Thomas V., Principles of water resources: history, development, management and policy. John Wiley and Sons Inc., New York. 2003.
2. Mollinga P. *et al.* " Integrated Water Resources Management", Water in South Asia Volume I, Sage Publications, 2006.

### REFERENCES

1. Technical Advisory Committee, Background Papers No: 1, 4 and 7, Stockholm, Sweden. 2002.
2. IWRM Guidelines at River Basin Level (UNESCO, 2008).
3. Tutorial on Basic Principles of Integrated Water Resources Management ,CAP-NET. [http://www.pacificwater.org/userfiles/file/IWRM/Toolboxes/introduction%20to%20iwrwm/Tutorial\\_text.pdf](http://www.pacificwater.org/userfiles/file/IWRM/Toolboxes/introduction%20to%20iwrwm/Tutorial_text.pdf)
4. Pramod R. Bhawe, 2011, Water Resources Systems, Narosa Publishers.
5. The 17 Goals, United Nations, <https://sdgs.un.org/goals>.

**OMA355**

**ADVANCED NUMERICAL METHODS**

**L T P C**  
**3 0 0 3**

### OBJECTIVE:

- To impart knowledge on numerical methods that will come in handy to solve numerically the problems that arise in engineering and technology. This will also serve as a precursor for future research.

### **UNIT I ALGEBRAIC EQUATIONS AND EIGENVALUE PROBLEM 9**

System of nonlinear equations : Fixed point iteration method - Newton's method; System of linear equations: Thomas algorithm for tri diagonal system - SOR iteration methods ; Eigen value problems: Given's method - Householder's method.

### **UNIT II INTERPOLATION 9**

Central difference: Stirling and Bessel's interpolation formulae ; Piecewise spline interpolation: Piecewise linear, piecewise quadratic and cubic spline ; Least square approximation for continuous data (upto 3rd degree).

### **UNIT III NUMERICAL METHODS FOR ORDINARY DIFFERENTIAL EQUATIONS 9**

Explicit Adams - Bashforth Techniques - Implicit Adams - Moulton Techniques, Predictor - Corrector Techniques - Finite difference methods for solving two - point linear boundary value problems - Orthogonal Collocation method.

### **UNIT IV FINITE DIFFERENCE METHODS FOR ELLIPTIC EQUATIONS 9**

Laplace and Poisson's equations in a rectangular region : Five point finite difference schemes - Leibmann's iterative methods - Dirichlet's and Neumann conditions – Laplace equation in polar coordinates : Finite difference schemes .

**UNIT V FINITE DIFFERENCE METHOD FOR TIME DEPENDENT PARTIAL DIFFERENTIAL EQUATIONS**

**9**

Parabolic equations : Explicit and implicit finite difference methods – Weighted average approximation - Dirichlet's and Neumann conditions – First order hyperbolic equations - Method of characteristics - Different explicit and implicit methods; Wave equation : Explicit scheme – Stability of above schemes.

**TOTAL : 45 PERIODS**

**OUTCOMES:**

Upon completion of this course, the students will be able to:

CO1: demonstrate the understandings of common numerical methods for nonlinear equations, system of linear equations and eigenvalue problems;

CO2: understand the interpolation theory;

CO3: understand the concepts of numerical methods for ordinary differential equations;

CO4: demonstrate the understandings of common numerical methods for elliptic equations;

CO5: understand the concepts of numerical methods for time dependent partial differential equations

**TEXT BOOKS :**

1. Grewal, B.S., "Numerical Methods in Engineering & Science ", Khanna Publications, Delhi, 2013.
2. Gupta, S.K., "Numerical Methods for Engineers", (Third Edition), New Age Publishers, 2015.
3. Jain, M.K., Iyengar, S.R.K. and Jain, R.K., "Computational Methods for Partial Differential Equations", New Age Publishers, 1994.

**REFERENCES:**

1. Saumyen Guha and Rajesh Srivastava, "Numerical methods for Engineering and Science", Oxford Higher Education, New Delhi, 2010.
2. Burden, R.L., and Faires, J.D., "Numerical Analysis – Theory and Applications", 9 th Edition, Cengage Learning, New Delhi, 2016.
3. Gupta S.K., "Numerical Methods for Engineers", 4th Edition, New Age Publishers, 2019.
4. Sastry, S.S., "Introductory Methods of Numerical Analysis", 5th Edition, PHI Learning, 2015.
5. Morton, K.W. and Mayers D.F., "Numerical solution of Partial Differential equations", Cambridge University press, Cambridge, 2002.

	PO 01	PO 02	PO 03	PO 04	PO 05	PO 06	PO 07	PO 08	PO 09	PO 10	PO 11	PO 12	PS O1	PS O2	PS O3
<b>CO1</b>	3	3	3	3	2	2	2	1	1	1	1	3	-	-	-
<b>CO2</b>	3	3	3	3	3	2	2	1	1	1	1	3	-	-	-
<b>CO3</b>	3	3	3	3	3	2	2	1	1	1	1	3	-	-	-
<b>CO4</b>	3	3	3	3	3	2	2	1	1	1	1	3	-	-	-
<b>CO5</b>	3	3	3	3	3	2	2	1	1	1	1	3	-	-	-
<b>Avg</b>	3	3	3	3	3	2	2	1	1	1	1	3	-	-	-

**OMA356**

**RANDOM PROCESSES**

**L T P C  
3 0 0 3**

**OBJECTIVES:**

- To introduce the basic concepts of probability, one and two dimensional random variables with applications to engineering which can describe real life phenomenon.
- To understand the basic concepts of random processes which are widely used in communication networks.







- Students can be able to formulate problems using the maintainability and availability analyses by using theoretical approach.

### TEXT BOOKS

1. Shortle J.F, Gross D, Thompson J.M,Harris C.M., “Fundamentals of Queueing Theory”, John Wiley and Sons, New York,2018.
2. Balagurusamy E., “Reliability Engineering”, Tata McGraw Hill Publishing Company Ltd., New Delhi,2010.

### REFERENCES

1. Medhi J, "Stochastic models of Queueing Theory", Academic Press, Elsevier, Amsterdam, 2003.
2. Taha, H.A., "Operations Research", 9<sup>th</sup> Edition, Pearson India Education Services, Delhi, 2016.
3. Trivedi, K.S., "Probability and Statistics with Reliability, Queueing and Computer Science Applications", 2<sup>nd</sup> Edition, John Wiley and Sons, 2002.
4. Govil A.K., “Reliability Engineering”, Tata-McGraw Hill Publishing Company Ltd., New Delhi,1983.

	PO 01	PO 02	PO 03	PO 04	PO 05	PO 06	PO 07	PO 08	PO 09	PO 10	PO 11	PO 12	PS O1	PS O2	PS O3
<b>CO1</b>	3	3	0	0	0	0	0	0	2	0	0	2	-	-	-
<b>CO2</b>	3	3	2	0	0	0	0	0	2	0	0	2	-	-	-
<b>CO3</b>	3	3	0	2	0	0	0	0	2	0	0	2	-	-	-
<b>CO4</b>	3	3	2	0	0	0	0	0	2	0	0	2	-	-	-
<b>CO5</b>	3	3	3	2	0	0	0	0	2	0	0	2	-	-	-
<b>Avg</b>	3	3	1.4	0.8	0	0	0	0	2	0	0	2	-	-	-

### OMG354 PRODUCTION AND OPERATIONS MANAGEMENT FOR ENTREPRENEURS

**L T P C**  
**3 0 0 3**

#### OBJECTIVES:

- To know the basic concept and function of Production and Operation Management for entrepreneurship.
- To understand the Production process and planning.
- To understand the Production and Operations Management Control for business owners.

#### UNIT I INTRODUCTION TO PRODUCTION AND OPERATIONS MANGEMENT 9

Functions of Production Management - Relationship between production and other functions – Production management and operations management, Characteristics of modern production and operation management, organisation of production function, recent trends in production /operations management - production as an organisational function, decision making in production Operations research

#### UNIT II PRODUCTION & OPERATION SYSTEMS 9

Production Systems- principles – Models - CAD and CAM- Automation in Production - Functions and significance- Capacity and Facility Planning: Importance of capacity planning- Capacity measurement – Capacity Requirement Planning (CRP) process for manufacturing and service industry

#### UNIT III PRODUCTION & OPERATIONS PLANNING 9

Facility Planning – Location of facilities – Location flexibility – Facility design process and techniques – Location break even analysis-Production Process Planning: Characteristic of

production process systems – Steps for production process- Production Planning Control Functions – Planning phase- Action phase- Control phase - Aggregate production planning

**UNIT IV PRODUCTION & OPERATIONS MANAGEMENT PROCESS 9**

Process selection with PLC phases- Process simulation tools- Work Study – Significance – Methods, evolution of normal/ standard time – Job design and rating - Value Analysis - Plant Layout: meaning – characters – Plant location techniques - Types- MRP and Layout Design - Optimisation and Theory of Constraints (TOC)– Critical Chain Project Management (CCPM)- REL (Relationship) Chart – Assembly line balancing- – Plant design optimisation -Forecasting methods.

**UNIT V CONTROLLING PRODUCTION & OPERATIONS MANAGEMENT 9**

Material requirement planning (MRP)- Concept- Process and control - Inventory control systems and techniques – JIT and Lean manufacturing - Network techniques - Quality Management: Preventive Vs Breakdown maintenance for Quality – Techniques for measuring quality - Control Chart (X , R , p , np and C chart ) - Cost of Quality, Continuous improvement (Kaizen) - Quality awards - Supply Chain Management - Total Quality Management - 6 Sigma approach and Zero Defect Manufacturing.

**TOTAL 45 : PERIODS**

**OUTCOMES:**

Upon completion of this course the learners will be able :

CO 1 To understand the basics and functions of Production and Operation Management for business owners.

CO 2 To learn about the Production & Operation Systems.

CO 3 To acquaint on the Production & Operations Planning Techniques followed by entrepreneurs in Industries.

CO 4 To known about the Production & Operations Management Processes in organisations.

CO 5 To comprehend the techniques of controlling , Production and Operations in industries.

**REFERENCES**

1. Mikell P. Groover, Automation, Production Systems, and Computer-Integrated Manufacturing, Pearson, 2007.
2. Amitabh Raturi, Production and Inventory Management, , 2008.
3. Adam Jr. Ebert, Production and Operations Management, PHI Publication, 1992.
4. Muhlemann, Okland and Lockyer, Production and Operation Management, Macmillan India,1992.
6. Chary S.N, Production and Operations Management, TMH Publications, 2010.
7. Terry Hill ,Operation Management. Pal Grave McMillan (Case Study).2005.

PROGRESS THROUGH KNOWLEDGE

**OMG355**

**MULTIVARIATE DATA ANALYSIS**

**L T P C**  
**3 0 0 3**

**OBJECTIVE:**

- To know various multivariate data analysis techniques for business research.

**UNIT I INTRODUCTION 9**

Uni-variate, Bi-variate and Multi-variate techniques – Classification of multivariate techniques – Guidelines for multivariate analysis and interpretation.

**UNIT II PREPARING FOR MULTIVARIATE ANALYSIS 9**

Conceptualization of research model with variables, collection of data --Approaches for dealing with missing data – Testing the assumptions of multivariate analysis.

**UNIT III MULTIPLE LINEAR REGRESSION ANALYSIS, FACTOR ANALYSIS 9**  
 Multiple Linear Regression Analysis – Inferences from the estimated regression function – Validation of the model. -Approaches to factor analysis – interpretation of results.

**UNIT IV LATENT VARIABLE TECHNIQUES 9**  
 Confirmatory Factor Analysis, Structural equation modelling, Mediation models, Moderation models, Longitudinal studies.

**UNIT V ADVANCED MULTIVARIATE TECHNIQUES 9**  
 Multiple Discriminant Analysis, Logistic Regression, Cluster Analysis, Conjoint Analysis, multidimensional scaling.

**TOTAL: 45 PERIODS**

**OUTCOMES :**

- Demonstrate a sophisticated understanding of the concepts and methods; know the exact scopes and possible limitations of each method; and show capability of using multivariate techniques to provide constructive guidance in decision making.
- Use advanced techniques to conduct thorough and insightful analysis, and interpret the results correctly with detailed and useful information.
- Show substantial understanding of the real problems; conduct deep analysis using correct methods; and draw reasonable conclusions with sufficient explanation and elaboration.
- Write an insightful and well-organized report for a real-world case study, including thoughtful and convincing details.
- Make better business decisions by using advanced techniques in data analytics. ‘

**REFERENCES :**

1. Joseph F Hair, Rolph E Anderson, Ronald L. Tatham & William C. Black, Multivariate Data Analysis, Pearson Education, New Delhi, 2005.
2. Barbara G. Tabachnick, Linda S.Fidell, Using Multivariate Statistics, 6th Edition, Pearson, 2012.
3. Richard A Johnson and Dean W.Wichern, Applied Multivariate Statistical Analysis, Prentice Hall, New Delhi, 2005.
4. David R Anderson, Dennis J Seveency, and Thomas A Williams, Statistics for Business and Economics, Thompson, Singapore, 2002

**OME352**

**ADDITIVE MANUFACTURING**

L	T	P	C
3	0	0	3

**COURSE OBJECTIVES:**

- To introduce the development, capabilities, applications, of Additive Manufacturing (AM), and its business opportunities.
- To be acquainted with vat polymerization and material extrusion processes
- To be familiar with powder bed fusion and binder jetting processes.
- To gain knowledge on applications of direct energy deposition, and material jetting processes.
- To impart knowledge on sheet lamination and direct write technologies.

**UNIT I INTRODUCTION 9**

Overview - Need - Development of Additive Manufacturing (AM) Technology: Rapid Prototyping- Rapid Tooling - Rapid Manufacturing - Additive Manufacturing. AM Process Chain - ASTM/ISO 52900 Classification - Benefits - AM Unique Capabilities - AM File formats: STL, AMF Applications: Building Printing, Bio Printing, Food Printing, Electronics Printing, Automobile, Aerospace, Healthcare. Business Opportunities in AM.



5. Liou, L.W. and Liou, F.W., "Rapid Prototyping and Engineering applications: A tool box for prototype development", CRC Press., United States, 2011, ISBN: 9780849334092.

**CME343**

**NEW PRODUCT DEVELOPMENT**

L	T	P	C
3	0	0	3

**COURSE OBJECTIVES**

- 1 To introduce the fundamental concepts of the new product development
- 2 To develop material specifications, analysis and process.
- 3 To Learn the Feasibility Studies & reporting of new product development.
- 4 To study the New product qualification and Market Survey on similar products of new product development  
To learn Reverse Engineering. Cloud points generation, converting cloud data to 3D model

**UNIT – I FUNDAMENTALS OF NPD**

**9**

Introduction – Reading of Drawing – Grid reading, Revisions, ECN (Engg. Change Note), Component material grade, Specifications, customer specific requirements – Basics of monitoring of NPD applying Gantt chart, Critical path analysis – Fundamentals of BOM (Bill of Materials), Engg. BOM & Manufacturing BOM. Basics of MIS software and their application in industries like SAP, MS Dynamics, Oracle ERP Cloud – QFD.

**UNIT – II MATERIAL SPECIFICATIONS, ANALYSIS & PROCESS**

**9**

Material specification standards – ISO, DIN, JIS, ASTM, EN, etc. – Awareness on various manufacturing process like Metal castings & Forming, Machining (Conventional, 3 Axis, 4 Axis, 5 Axis, ), Fabrications, Welding process. Qualifications of parts mechanical, physical & Chemical properties and their test report preparation and submission. Fundamentals of DFMEA & PFMEA, Fundamentals of FEA, Bend Analysis, Hot Distortion, Metal and Material Flow, Fill and Solidification analysis.

**UNIT – III ESSENTIALS OF NPD**

**9**

RFQ (Request of Quotation) Processing – Feasibility Studies & reporting – CFT (Cross Function Team) discussion on new product and reporting – Concept design, Machine selection for tool making, Machining – Manufacturing Process selection, Machining Planning, cutting tool selection – Various Inspection methods – Manual measuring, CMM – GOM (Geometric Optical Measuring), Lay out marking and Cut section analysis. Tool Design and Detail drawings preparation, release of details to machine shop and CAM programming. Tool assembly and shop floor trials. Initial sample submission with PPAP documents.

**UNIT – IV CRITERIONS OF NPD**

**9**

New product qualification for Dimensions, Mechanical & Physical Properties, Internal Soundness proving through X-Ray, Radiography, Ultrasonic Testing, MPT, etc. Agreement with customer for testing frequencies. Market Survey on similar products, Risk analysis, validating samples with simulation results, Lesson Learned & Horizontal deployment in NPD.

**UNIT – V REPORTING & FORWARD-THINKING OF NPD**

**9**

Detailed study on PPAP with 18 elements reporting, APQP and its 5 Sections, APQP vs PPAP, Importance of SOP (Standard Operating Procedure) – Purpose & documents, deployment in shop floor. Prototyping & RPT - Concepts, Application and its advantages, 3D Printing – resin models, Sand cores for foundries; Reverse Engineering. Cloud points generation, converting cloud data to 3D model – Advantages & Limitation of RE, CE (Concurrent Engineering) – Basics, Application and its advantages in NPD (to reduce development lead time, time to Market, Improve productivity and product cost.)

**TOTAL :45 PERIODS**

**OUTCOMES:**

At the end of the course the students would be able to

1. Discuss fundamental concepts and customer specific requirements of the New Product development
2. Discuss the Material specification standards, analysis and fabrication, manufacturing process.
3. Develop Feasibility Studies & reporting of New Product development
4. Analyzing the New product qualification and Market Survey on similar products of new product development
5. Develop Reverse Engineering. Cloud points generation, converting cloud data to 3D model

**TEXT BOOKS:**

1. Product Development – Sten Jonsson
2. Product Design & Development – Karl T. Ulrich, Maria C. Young, Steven D. Eppinger

**REFERENCES:**

1. Revolutionizing Product Development – Steven C Wheelwright & Kim B. Clark
2. Change by Design
3. Toyota Product Development System – James Morgan & Jeffrey K. Liker
4. Winning at New Products – Robert Brands 3rd Edition
5. Product Design & Value Engineering – Dr. M.A. Bulsara & Dr. H.R. Thakkar

CO	PO												PSO		
	1	2	3	4	5	6	7	8	9	10	11	12	1	2	3
1	1	1	3	1				1	1			1	1	3	2
2	1	1	3	1				1	1			1	1	3	2
3	1	1	3	1				1	1			1	1	3	2
4	1	1	3	1				1	1			1	1	3	2
5	1	1	3	1				1	1			1	1	3	2
Low (1) ; Medium (2) ; High (3)															

**OME355 INDUSTRIAL DESIGN & RAPID PROTOTYPING TECHNIQUES**

**L T P C  
3 0 0 3**

**OBJECTIVES:**

The course aims to

- Outline Fundamental concepts in UI & UX
- Introduce the principles of Design and Building an mobile app
- Illustrate the use of CAD in product design
- Outline the choice and use of prototyping tools
- Understanding design of electronic circuits and fabrication of electronic devices

**UNIT I UI/UX**

**9**

Fundamental concepts in UI & UX - Tools - Fundamentals of design principles - Psychology and Human Factors for User Interface Design - Layout and composition for Web, Mobile and Devices - Typography - Information architecture - Color theory - Design process flow, wireframes, best practices in the industry -User engagement ethics - Design alternatives

**UNIT II APP DEVELOPMENT**

**9**

SDLC - Introduction to App Development - Types of Apps - web Development - understanding Stack - Frontend - backend - Working with Databases - Introduction to API - Introduction to Cloud services - Cloud environment Setup- Reading and writing data to cloud

- Embedding ML models to Apps - Deploying application.

### **UNIT III INDUSTRIAL DESIGN**

**9**

Introduction to Industrial Design - Points, lines, and planes - Sketching and concept generation - Sketch to CAD - Introduction to CAD tools - Types of 3D modeling - Basic 3D Modeling Tools - Part creation – Assembly - Product design and rendering basics - Dimensioning & Tolerancing

### **UNIT IV MECHANICAL RAPID PROTOTYPING**

**9**

Need for prototyping - Domains in prototyping - Difference between actual manufacturing and prototyping - Rapid prototyping methods - Tools used in different domains - Mechanical Prototyping; 3D Printing and classification - Laser Cutting and engraving - RD Works - Additive manufacturing

### **UNIT V ELECTRONIC RAPID PROTOTYPING**

**9**

Basics of electronic circuit design - lumped circuits - Electronic Prototyping - Working with simulation tool - simple PCB design with EDA

**TOTAL: 45 PERIODS**

#### **Course Outcomes**

**At the end of the course, learners will be able to:**

- Create quick UI/UX prototypes for customer needs
- Develop web application to test product traction / product feature
- Develop 3D models for prototyping various product ideas
- Built prototypes using Tools and Techniques in a quick iterative methodology

#### **TEXT BOOKS**

1. Peter Fiell, Charlotte Fiell, Industrial Design A-Z, TASCHEN America Llc(2003)
2. Samar Malik, Autodesk Fusion 360 - The Master Guide.
3. Steve Krug, Don't Make Me Think, Revisited: A Common Sense Approach to Web Usability, Pearson,3rd edition(2014)

#### **REFERENCES**

1. <https://www.adobe.com/products/xd/learn/get-started.html>
2. <https://developer.android.com/guide>
3. <https://help.autodesk.com/view/fusion360/ENU/courses/>
4. [https://help.prusa3d.com/en/category/prusaslicer\\_204](https://help.prusa3d.com/en/category/prusaslicer_204)

**MF3010**

**MICRO AND PRECISION ENGINEERING**

**LT P C**

**3 0 0 3**

#### **COURSE OBJECTIVES:**

At the end of this course the student should be able to

- Learn about the precision machine tools
- Learn about the macro and micro components.
- Understand handling and operating of the precision machine tools.
- Learn to work with miniature models of existing machine tools/robots and other instruments.
- Learn metrology for micro system

### **UNIT I INTRODUCTION TO MICROSYSTEMS**

**9**

Design, and material selection, micro-actuators: hydraulic, pneumatic, electrostatic/ magnetic etc. for medical to general purpose applications. Micro-sensors based on Thermal, mechanical,



electrical properties; micro-sensors for measurement of pressure, flow, temperature, inertia, force, acceleration, torque, vibration, and monitoring of manufacturing systems.

**UNIT II FABRICATION PROCESSES FOR MICRO-SYSTEMS: 9**

Additive, subtractive, forming process, microsystems-Micro-pumps, micro- turbines, micro engines, micro-robot, and miniature biomedical devices

**UNIT III INTRODUCTION TO PRECISION ENGINEERING 9**

Machine tools, holding and handling devices, positioning fixtures for fabrication/ assembly of microsystems. Precision drives: inch worm motors, ultrasonic motors, stick- slip mechanism and other piezo-based devices.

**UNIT IV PRECISION MACHINING PROCESSES 9**

Precision machining processes for macro components - Diamond turning, fixed and free abrasive processes, finishing processes.

**UNIT V METROLOGY FOR MICRO SYSTEMS 9**

Metrology for micro systems - Surface integrity and its characterization.

**TOTAL : 45 PERIODS**

**COURSE OUTCOMES:**

Upon the completion of this course the students will be able to

- Select suitable precision machine tools and operate
- Apply the macro and micro components for fabrication of micro systems.
- Apply suitable machining process
- Able to work with miniature models of existing machine tools/robots and other instruments.
- Apply metrology for micro system

**TEXT BOOKS:**

1. Davim, J. Paulo, ed. Microfabrication and Precision Engineering: Research and Development. Woodhead Publishing, 2017
2. Gupta K, editor. Micro and Precision Manufacturing. Springer; 2017

**REFERENCES:**

1. Dornfeld, D., and Lee, D. E., Precision Manufacturing, 2008, Springer.
2. H. Nakazawa, Principles of Precision Engineering, 1994, Oxford University Press.
3. Whitehouse, D. J., Handbook of Surface Metrology, Institute of Physics Publishing, Philadelphia PA, 1994.
4. Murthy.R.L, —Precision Engineering in ManufacturingII, New Age International, New Delhi, 2005

PROGRESS THROUGH KNOWLEDGE

**OMF354**

**COST MANAGEMENT OF ENGINEERING PROJECTS**

**LT P C  
3 0 0 3**

**COURSE OBJECTIVES:**

- Summarize the costing concepts and their role in decision making
- Infer the project management concepts and their various aspects in selection
- Interpret costing concepts with project execution
- Develop knowledge of costing techniques in service sector and various budgetary control techniques
- Illustrate with quantitative techniques in cost management

**UNIT – I INTRODUCTION TO COSTING CONCEPTS 9**  
Objectives of a Costing System; Cost concepts in decision-making; Relevant cost, Differential cost, Incremental cost and Opportunity cost; Creation of a Database for operational control.'

**UNIT – II INTRODUCTION TO PROJECT MANAGEMENT 9**  
Project: meaning, Different types, why to manage, cost overruns centres, various stages of project execution: conception to commissioning. Project execution as conglomeration of technical and nontechnical activities, Detailed Engineering activities, Pre project execution main clearances and documents, Project team: Role of each member, Importance Project site: Data required with significance, Project contracts

**UNIT – III PROJECT EXECUTION AND COSTING CONCEPTS 9**  
Project execution Project cost control, Bar charts and Network diagram, Project commissioning: mechanical and process, Cost Behavior and Profit Planning Marginal Costing; Distinction between Marginal Costing and Absorption Costing; Break-even Analysis, Cost-Volume-Profit Analysis, Various decision-making problems, Pricing strategies: Pareto Analysis, Target costing, Life Cycle Costing

**UNIT – IV COSTING OF SERVICE SECTOR AND BUDGETERY CONTROL 9**  
Just-in-time approach, Material Requirement Planning, Enterprise Resource Planning, Activity Based Cost Management, Bench Marking; Balanced Score Card and Value-Chain Analysis, Budgetary Control: Flexible Budgets; Performance budgets; Zero-based budgets.

**UNIT – V QUANTITATIVE TECHNIQUES FOR COST MANAGEMENT 9**  
Linear Programming, PERT/CPM, Transportation problems, Assignment problems, Learning Curve Theory.

**TOTAL: 45 PERIODS**

#### **COURSE OUTCOMES**

Upon successful completion of the course, students should be able to:

CO1: Understand the costing concepts and their role in decision making.

CO2: Understand the project management concepts and their various aspects in selection.

CO3: Interpret costing concepts with project execution.

CO4: Gain knowledge of costing techniques in service sector and various budgetary control techniques.

CO5: Become familiar with quantitative techniques in cost management.

#### **TEXT BOOKS:**

1. John M. Nicholas, Herman Steyn Project Management for Engineering, Business and Technology, Taylor & Francis, 2 August 2020, ISBN: 9781000092561.
2. Albert Lester ,Project Management, Planning and Control, Elsevier/Butterworth-Heinemann, 2007, ISBN: 9780750669566, 075066956X.

#### **REFERENCES:**

1. Ashish K. Bhattacharya, Principles & Practices of Cost Accounting A. H. Wheeler publisher, 1991.
2. Charles T. Horngren and George Foster, Advanced Management Accounting, 1988.
3. Charles T. Horngren et al Cost Accounting a Managerial Emphasis, Prentice Hall of India, New Delhi, 2011.
4. Robert S Kaplan Anthony A. Alkinson, Management & Cost Accounting, 2003.
5. Vohra N.D., Quantitative Techniques in Management, Tata McGraw Hill Book Co. Ltd, 2007.



**COURSE OBJECTIVES:**

- The objective of this course is to make the students to list common types of sensor and actuators used in automotive vehicles.

**UNIT I INTRODUCTION TO MEASUREMENTS AND SENSORS 9**

Sensors: Functions- Classifications- Main technical requirement and trends Units and standards- Calibration methods- Classification of errors- Error analysis- Limiting error- Probable error- Propagation of error- Odds and uncertainty- principle of transduction-Classification. Static characteristics- mathematical model of transducers- Zero, First and Second order transducers- Dynamic characteristics of first and second order transducers for standard test inputs.

**UNIT II VARIABLE RESISTANCE AND INDUTANCE SENSORS 9**

Principle of operation- Construction details- Characteristics and applications of resistive potentiometer- Strain gauges- Resistive thermometers- Thermistors- Piezoresistive sensors Inductive potentiometer- Variable reluctance transducers:- EI pick up and LVDT

**UNIT III VARIABLE AND OTHER SPECIAL SENSORS 9**

Variable air gap type, variable area type and variable permittivity type- capacitor microphone Piezoelectric, Magnetostrictive, Hall Effect, semiconductor sensor- digital transducers-Humidity Sensor. Rain sensor, climatic condition sensor, solar, light sensor, antiglare sensor.

**UNIT IV AUTOMOTIVE ACTUATORS 9**

Electromechanical actuators- Fluid-mechanical actuators- Electrical machines- Direct-current machines- Three-phase machines- Single-phase alternating-current Machines - Duty-type ratings for electrical machines. Working principles, construction and location of actuators viz. Solenoid, relay, stepper motor etc.

**UNIT V AUTOMATIC TEMPERATURE CONTROL ACTUATORS 9**

Different types of actuators used in automatic temperature control- Fixed and variable displacement temperature control- Semi Automatic- Controller design for Fixed and variable displacement type air conditioning system.

**TOTAL =45 PERIODS****COURSE OUTCOMES:**

At the end of the course, the student will be able to

- List common types of sensor and actuators used in vehicles.
- Design measuring equipment's for the measurement of pressure force, temperature and flow.
- Generate new ideas in designing the sensors and actuators for automotive application
- Understand the operation of the sensors, actuators and electronic control.
- Design temperature control actuators for vehicles.

**TEXT BOOKS:**

- Doebelin's Measurement Systems: 7th Edition (SIE), Ernest O. Doebelin Dhanesh N. Manik McGraw Hill Publishers, 2019.
- Robert Brandy, "Automotive Electronics and Computer System", Prentice Hall, 2001
- William Kimberley, "Bosch Automotive Handbook", 6th Edition, Robert Bosch GmbH, 2004.
- Bosch Automotive Electrics and Automotive Electronics Systems and Components, Networking and Hybrid Drive, 5th Edition, 2007, ISBN No: 978-3-658-01783-5.

**REFERENCES:**

- James D Halderman, "Automotive Electrical and Electronics", Prentice Hall, USA, 2013

2. Tom Denton, "Automotive Electrical and Electronics Systems," Third Edition, 2004, SAE International.
3. Patranabis.D, "Sensors and Transducers", 2nd Edition, Prentice Hall India Ltd, 2003
4. William Ribbens, "Understanding Automotive Electronics -An Engineering Perspective," 7th Edition, Elsevier Butterworth-Heinemann Publishers, 2012.

**OAS353**

**SPACE VEHICLES**

**L T P C**  
**3 0 0 3**

**OBJECTIVES:**

- To interpret the missile space stations, space vs earth environment.
- To explain the life support systems, mission logistics and planning.
- To deploy the skills effectively in the understanding of space vehicle configuration design.
- To explain Engine system and support of space vehicle
- To interpret nose cone configuration of space vehicle

**UNIT I FUNDAMENTAL ASPECTS**

**9**

Energy and Efficiencies of power plants for space vehicles – Typical Performance Values – Mission design – Structural design aspects during launch - role of launch environment on launch vehicle integrity.

**UNIT II SELECTION OF ROCKET PROPULSION SYSTEMS**

**9**

Ascent flight mechanics – Launch vehicle selection process – Criteria for Selection for different missions – selection of subsystems – types of staging – Interfaces – selection and criteria for stages and their role in launch vehicle configuration design.

**UNIT III ENGINE SYSTEMS, CONTROLS, AND INTEGRATION**

**9**

Propellant Budget – Performance of Complete or Multiple Rocket Propulsion Systems – Engine Design – Engine Controls – Engine System Calibration – System Integration and Engine Optimization.

**UNIT IV THRUST VECTOR CONTROL**

**9**

TVC Mechanisms with a Single Nozzle – TVC with Multiple Thrust Chambers or Nozzles – Testing – Integration with Vehicle – SITVC method – other jet control methods - exhaust plume problems in space environment

**UNIT V NOSE CONE CONFIGURATION**

**9**

Aerodynamic aspects on the selection of nose shape of a launch vehicle - design factors in the finalization of nose configuration with respect to payload - nose cone thermal protection system - separation of fairings - payload injection mechanism

**TOTAL: 45 PERIODS**

**OUTCOMES:**

On successful completion of this course, the student will be able to

- Explain exotic space propulsion concepts, such as nuclear, solar sail, and antimatter.
- Apply knowledge in selecting the appropriate rocket propulsion systems.
- interpret the air-breathing propulsion suitable for initial stages and fly-back boosters.
- Analyze aerodynamics aspect, including boost-phase lift and drag, hypersonic, and re-entry.
- Adapt from aircraft engineers moving into launch vehicle, spacecraft, and hypersonic vehicle design.

**COURSE OBJECTIVES:**

Of this course are

1. To introduce fundamental concepts of management and organization to students.
2. To impart knowledge to students on various aspects of marketing, quality control and marketing strategies.
3. To make students familiarize with the concepts of human resources management.
4. To acquaint students with the concepts of project management and cost analysis.
5. To make students familiarize with the concepts of planning process and business strategies.

**UNIT I INTRODUCTION TO MANAGEMENT AND ORGANISATION 9**

Concepts of Management and organization- nature, importance and Functions of Management, Systems Approach to Management - Taylor's Scientific Management Theory- Fayal's Principles of Management- Maslow's theory of Hierarchy of Human Needs- Douglas McGregor's Theory X and Theory Y- Hertzberg Two Factor Theory of Motivation- Leadership Styles, Social responsibilities of Management, Designing Organisational Structures: Basic concepts related to Organisation - Departmentation and Decentralisation.

**UNIT II OPERATIONS AND MARKETING MANAGEMENT 9**

Principles and Types of Plant Layout- Methods of Production (Job, batch and Mass Production), Work Study - Basic procedure involved in Method Study and Work Measurement - Business Process Reengineering (BPR)- Statistical Quality Control: control charts for Variables and Attributes (simple Problems) and Acceptance Sampling, Objectives of Inventory control, EOQ, ABC Analysis, Purchase Procedure, Stores Management and Store Records - JIT System, Supply Chain Management, Functions of Marketing, Marketing Mix, and Marketing Strategies based on Product Life Cycle.

**UNIT III HUMAN RESOURCES MANAGEMENT 9**

Concepts of HRM, HRD and Personnel Management and Industrial Relations (PMIR), HRM vs PMIR, Basic functions of HR Manager: Manpower planning, Recruitment, Selection, Training and Development, Wage and Salary Administration, Promotion, Transfer, Performance Appraisal, Grievance Handling and Welfare Administration, Job Evaluation and Merit Rating - Capability Maturity Model (CMM) Levels.

**UNIT IV PROJECT MANAGEMENT 9**

Network Analysis, Programme Evaluation and Review Technique (PERT), Critical Path Method (CPM), identifying critical path, Probability of Completing the project within given time, Project Cost Analysis, Project Crashing (simple problems).

**UNIT V STRATEGIC MANAGEMENT AND CONTEMPORARY STRATEGIC ISSUES 9**

Mission, Goals, Objectives, Policy, Strategy, Programmes, Elements of Corporate Planning Process, Environmental Scanning, Value Chain Analysis, SWOT Analysis, Steps in Strategy Formulation and Implementation, Generic Strategy alternatives. Benchmarking and Balanced Score Cards as Contemporary Business Strategies.

**TOTAL: 45 PERIODS****COURSE OUTCOMES:**

Upon completion of the course, Students will be able to

CO1: Plan an organizational structure for a given context in the organisation to carry out production operation through Work-study.

CO2: Survey the markets, customers and competition better and price the given products appropriately

CO3:Ensurequalityforagivenproduct or service.

CO4:Plan, schedule and control projects through PERTandCPM.

CO5:Evaluate strategyforabusiness orserviceorganisation.

CO's	PO's												PSO's		
	1	2	3	4	5	6	7	8	9	10	11	12	1	2	3
1	3			3	3	3		3	3	2			2	3	
2	3			2	3	3		2	3	2				2	
3	3			3	2	2		3	2	2					2
4	3			3	3	2		3	2	3					3
5	3			2	3	3		2	3	3			2	1	
AVg.	3			2.6	2.8	2.6		2.6	2.6	2.4			2	2	2.5

#### TEXTBOOKS:

1. KanishkaBedi, Production and Operations Management,OxfordUniversityPress,2007.
2. Stoner,Freeman,Gilbert, Management,6<sup>th</sup> Ed, PearsonEducation,NewDelhi,2004.
3. ThomasN.Duening & John M.Ivancevich Management Principles and Guidelines, Biztantra,2007.
4. P.VijayKumar,N.Appa Rao and Ashnab, Chnalill, CengageLearning India,2012.

#### REFERECES:

1. KotlerPhilip and KellerKevinLane: Marketing Management, Pearson, 2012.
2. KoontzandWeihrich: Essentials of Management, McGrawHill, 2012.
3. Lawrence RJauch,R.Guptaand William F. Glueck: Business Policy and Strategic Management Science,McGrawHill,2012.
4. SamuelC.Certo:Modern Management,2012.

OIM353

### PRODUCTION PLANNING AND CONTROL

L T P C  
3 0 0 3

#### COURSE OBJECTIVES:

- To understand the concept of production planning and control act work study,
- To apply the concept of product planning,
- To analyze the production scheduling,
- To apply the Inventory Control concepts.
- To prepare the manufacturing requirement Planning (MRP II) and Enterprise Resource Planning (ERP).

#### UNIT I INTRODUCTION

9

Objectives and benefits of planning and control-Functions of production control-Types of production- job- batch and continuous-Product development and design-Marketing aspect - Functional aspects- Operational aspect-Durability and dependability aspect aesthetic aspect. Profit consideration- Standardization, Simplification & specialization- Break even analysis-Economics of a new design.

#### UNIT II WORK STUDY

9

Method study, basic procedure-Selection-Recording of process - Critical analysis, Development - Implementation - Micro motion and memo motion study – work measurement - Techniques of work measurement - Time study - Production study - Work sampling - Synthesis from standard data - Predetermined motion time standards.

**UNIT III PRODUCT PLANNING AND PROCESS PLANNING 9**

Product planning-Extending the original product information-Value analysis-Problems in lack of product planning-Process planning and routing-Pre requisite information needed for process planning- Steps in process planning-Quantity determination in batch production-Machine capacity, balancing- Analysis of process capabilities in a multi product system.

**UNIT IV PRODUCTION SCHEDULING 9**

Production Control Systems-Loading and scheduling-Master Scheduling-Scheduling rules-Gantt charts-Perpetual loading-Basic scheduling problems - Line of balance – Flow production scheduling- Batch production scheduling-Product sequencing – Production Control systems-Periodic batch control-Material requirement planning kanban – Dispatching-Progress reporting and expediting- Manufacturing lead time-Techniques for aligning completion times and due dates.

**UNIT V INVENTORY CONTROL AND RECENT TRENDS IN PPC 9**

Inventory control-Purpose of holding stock-Effect of demand on inventories-Ordering procedures. Two bin system - Ordering cycle system-Determination of Economic order quantity and economic lot size- ABC analysis - Recorder procedure-Introduction to computer integrated production planning systems- elements of JUST IN TIME SYSTEMS-Fundamentals of MRP II and ERP.

**TOTAL : 45 PERIODS**

**COURSE OUTCOMES:**

Upon completion of this course,

- CO1:The students can able to prepare production planning and control act work study,
- CO2:The students can able to prepare product planning,
- CO3:The students can able to prepare production scheduling,
- CO4:The students can able to prepare Inventory Control.
- CO5:They can plan manufacturing requirements manufacturing requirement Planning (MRP II) and Enterprise Resource Planning (ERP).

**TEXT BOOKS:**

1. James. B. Dilworth, "Operations management – Design, Planning and Control for manufacturing and services" Mcgraw Hill International edition 1992.
2. Martand Telsang, "Industrial Engineering and Production Management", First edition, S. Chand and Company, 2000.

**REFERENCES**

1. Chary. S.N., "Theory and Problems in Production & Operations Management", Tata McGraw Hill, 1995.
2. Elwood S.Buffa, and Rakesh K.Sarin, "Modern Production / Operations Management", 8th Edition John Wiley and Sons, 2000
3. Jain. K.C. & Aggarwal. L.N., "Production Planning Control and Industrial Management", Khanna Publishers, 1990
4. Kanishka Bedi, "Production and Operations management", 2nd Edition, Oxford university press, 2007.
5. Melynk, Denzler, " Operations management – A value driven approach" Irwin Mcgraw hill.
6. Norman Gaither, G. Frazier, "Operations Management" 9th Edition, Thomson learning IE, 2007
7. Samson Eilon, "Elements of Production Planning and Control", Universal Book Corpn.1984
8. Upendra Kachru, " Production and Operations Management – Text and cases" 1st Edition, Excel books 2007



CO's	PO's												PSO's			
	1	2	3	4	5	6	7	8	9	10	11	12	1	2	3	
1	3	3			3		1					1		3		
2	3	2			3										2	
3		2			3										2	
4		2	2													
5	3	3	2												1	
AVg.	3	2.6	2		3		1					1		3	1.8	

OIE353

**OPERATIONS MANAGEMENT**

**L T P C**

**3 0 0 3**

**COURSE OBJECTIVE:**

- Recognize and appreciate the concept of Production and Operations Management in creating and enhancing a firm's competitive advantages.
- Describe the concept and contribution of various constituents of Production and Operations Management (both manufacturing and service).
- Relate the interdependence of the operations function with the other key functional areas of a firm.
- Teach analytical skills and problem-solving tools to the analysis of the operations problems.
- Apply scheduling and Lean Concepts for improving System Performance.

**UNIT I INTRODUCTION TO OPERATIONS MANAGEMENT 9**

Operations Management – Nature, Importance, historical development, transformation processes, differences between services and goods, a system perspective, functions, challenges, current priorities, recent trends; Operations Strategy – Strategic fit, framework; Supply Chain Management

**UNIT II FORECASTING, CAPACITY AND FACILITY DESIGN 9**

Demand Forecasting – Need, Types, COURSE OBJECTIVES and Steps. Overview of Qualitative and Quantitative methods. Capacity Planning – Long range, Types, Developing capacity alternatives. Overview of sales and operations planning. Overview of MRP, MRP II and ERP. Facility Location – Theories, Steps in Selection, Location Models. Facility Layout – Principles, Types, Planning tools and techniques.

**UNIT III DESIGN OF PRODUCT, PROCESS AND WORK SYSTEMS 9**

Product Design – Influencing factors, Approaches, Legal, Ethical and Environmental issues. Process – Planning, Selection, Strategy, Major Decisions. Work Study – COURSE OBJECTIVES, Procedure. Method Study and Motion Study. Work Measurement and Productivity – Measuring Productivity and Methods to improve productivity.

**UNIT IV MATERIALS MANAGEMENT 9**

Materials Management – COURSE OBJECTIVES, Planning, Budgeting and Control. Purchasing – COURSE OBJECTIVES, Functions, Policies, Vendor rating and Value Analysis. Stores Management – Nature, Layout, Classification and Coding. Inventory – COURSE OBJECTIVES, Costs and control techniques. Overview of JIT.

**UNIT V SCHEDULING AND PROJECT MANAGEMENT 9**

Project Management – Scheduling Techniques, PERT, CPM; Scheduling – work centers – nature, importance; Priority rules and techniques, shopfloor control; Flow shop scheduling – Johnson's Algorithm – Gantt charts; personnel scheduling in services.

**TOTAL: 45 PERIODS**

**COURSE OUTCOMES:**

- CO1:** The students will appreciate the role of Production and Operations management in enabling and enhancing a firm's competitive advantages in the dynamic business environment.
- CO2:** The students will obtain sufficient knowledge and skills to forecast demand for Production and Service Systems.
- CO3:** The students will be able to Formulate and Assess Aggregate Planning strategies and Material Requirement Plan.
- CO4:** The students will be able to develop analytical skills to calculate capacity requirements and developing capacity alternatives.
- CO5:** The students will be able to apply scheduling and Lean Concepts for improving System Performance.

**CO's- PO's & PSO's MAPPING**

CO's	PO's												PSO's		
	1	2	3	4	5	6	7	8	9	10	11	12	1	2	3
1	3											2			
2		3	3											3	3
3		2	3	3									2	3	
4		3	3	3									2	3	
5			3	2											
<b>AVg.</b>	3	2.6	3	2.6								2	2	3	3

**TEXT BOOKS**

1. Richard B. Chase, Ravi Shankar, F. Robert Jacobs, Nicholas J. Aquilano, Operations and Supply Management, Tata McGraw Hill, 12<sup>th</sup> Edition, 2010.
2. Norman Gaither and Gregory Frazier, Operations Management, South Western Cengage Learning, 2002.

**REFERENCES**

1. William J Stevenson, Operations Management, Tata McGraw Hill, 9<sup>th</sup> Edition, 2009.
2. Russel and Taylor, Operations Management, Wiley, Fifth Edition, 2006.
3. Kanishka Bedi, Production and Operations Management, Oxford University Press, 2004.
4. Chary S. N, Production and Operations Management, Tata McGraw Hill, Third Edition, 2008.
5. Aswathappa K and Shridhara Bhat K, Production and Operations Management, Himalaya Publishing House, Revised Second Edition, 2008.
6. Mahadevan B, Operations Management Theory and practice, Pearson Education, 2007.
7. Pannerselvam R, Production and Operations Management, Prentice Hall India, Second Edition, 2008.

**OSF352****INDUSTRIAL HYGIENE****L T P C  
3 0 0 3****COURSE OBJECTIVES:**

1. Demonstrate an understanding of how occupational hygiene standards are set and used in work health and safety.
2. Compare and contrast the roles of environmental and biological monitoring in work health and safety
3. Outline strategies for identifying, assessing and controlling risks associated with airborne gases, vapours and particulates

4. Discuss how personal protective equipment can be used to reduce risks associated with workplace exposures
5. Provide high-level advice on managing and controlling noise and noise-related hazards

**UNIT I INTRODUCTION AND SCOPE 9**

Occupational Health and Environmental Safety Management - Principles practices. Comm on Occupational diseases: Occupational Health Management Services at the work place. Pre-employment, periodic medical examination of workers, medical surveillance for control of occupational diseases and health records.

**UNIT II MONITORING FOR SAFETY, HEALTH & ENVIRONMENT 9**

Occupational Health and Environment Safety Management System, ILO and EPA Standards Industrial Hygiene: Definition of Industrial Hygiene, Industrial Hygiene: Control Methods, Substitution, Changing the process, Local Exhaust Ventilation, Isolation, Wet method, Personal hygiene, housekeeping and maintenance, waste disposal, special control measures.

**UNIT III OCCUPATIONAL HEALTH AND ENVIRONMENTAL SAFETY EDUCATION 9**

Element of training cycle, Assessment of needs. Techniques of training, design and development of training programs. Training methods and strategies types of training. Evaluation and review of training programs. Occupational Health Hazards, Promoting Safety, Safety and Health training, Stress and Safety, Exposure Limit .

**UNIT IV OCCUPATIONAL SAFETY, HEALTH AND ENVIRONMENT MANAGEMENT 9**

Bureau of Indian standards on safety and health 14489 - 1998 and 15001 – 2000, OSHA, Process Safety Management (PSM) as per OSHA, PSM principles, OHSAS – 18001, EPA Standards, Performance measurements to determine effectiveness of PSM. Importance of Industrial safety, role of safety department,

**UNIT-V INDUSTRIAL HAZARDS 9**

i. Radiation: Types and effects of radiation on human body, Measurement and detection of radiation intensity. Effects of radiation on human body, Measurement – disposal of radioactive waste, Control of radiation ii. Noise and Vibration: Sources, and its control, Effects of noise on the auditory system and health, Measurement of noise , Different air pollutants in industries, Effect of different gases and particulate matter ,acid fumes ,smoke, fog on human health, Vibration: effects.

**TOTAL PERIODS: 45**

**COURSE OUTCOMES:**

Students able to

CO1: Explain and apply human factors engineering concepts in both evaluation of existing systems and design of new systems

CO2: Specify designs that avoid occupation related injuries

CO3: Define and apply the principles of work design, motion economy, and work environment design.

CO4: Identify the basic human sensory, cognitive, and physical capabilities and limitations with respect to human-machine system performance.

CO5: Acknowledge the impact of workplace design and environment on productivity

**TEXT BOOKS:**

1. R. K. Jain and Sunil S. Rao , Industrial Safety , Health and Environment Management Systems, Khanna publishers, New Delhi (2006)
2. Slote. L, Handbook of Occupational Safety and Health, John Willey and Sons, New York .

**REFERENCES:**

1. Jeanne MagerStellman, Encyclopedia of Occupational Health and Safety (ILO) Ms. Irma Jourdan publication

2. Frank P Lees - Loss of prevention in Process Industries, Vol. 1 and 2,
3. ButterworthHeinemann Ltd., London (1991). 2. Industrial Safety - National Safety Council of India
4. Frank P Lees – Loss of prevention in Process Industries , Vol. 1 and 2, Butterworth-Heinemann Ltd., London
5. R. K. Jain and Sunil S. Rao, Industrial Safety , Health and Environment Management Systems, Khanna publishers, New Delhi (2006).

### CO's- PO's & PSO's MAPPING

CO's	PO's												PSO's		
	1	2	3	4	5	6	7	8	9	10	11	12	1	2	3
1	2		2		2	-	-	-	-	-	2	-	-	-	-
2	-		2		-	-	1	-	-	-	1	-	-	-	-
3	-		-		2	-	-	-	-	-	2	-	-	-	-
4	-		-		-	-	-	-	2	-	3	-	-	-	-
5	-		-		-	-	-	1	-	-	-	-	-	-	-
AVg.	2	-	2	-	-	-	1	1	2	-	2		-	-	-

**OSF353**

**CHEMICAL PROCESS SAFETY**

**L T P C**  
**3 0 0 3**

#### **COURSE OBJECTIVES**

- Teach the principles of safety applicable to the design, and operation of chemical process plants.
- Ensure that potential hazards are identified and mitigation measures are in place to prevent unwanted release of energy.
- Learn about the hazardous chemicals into locations that could expose employees and others to serious harm.
- Focuses on preventing incidents and accidents during large scale manufacturing of chemicals and pharmaceuticals.
- Ensure that the general design of the plant is capable of complying with the dose limits in force and with the radioactive releases.

#### **UNIT I SAFETY IN THE STORAGE AND HANDLING OF CHEMICALS AND GASES 9**

Types of storage-general considerations for storage layouts- atmospheric venting, pressure and temperature relief - relief valve sizing calculations - storage and handling of hazardous chemicals and industrial gases, safe disposal methods, reaction with other chemicals, hazards during transportation - pipe line transport - safety in chemical laboratories.

#### **UNIT II CHEMICAL REACTION HAZARDS 9**

Hazardous inorganic and organic reactions and processes, Reactivity as a process hazard, Detonations, Deflagrations, and Runaways, Assessment and Testing strategies, Self - heating hazards of solids, Explosive potential of chemicals, Structural groups and instability of chemicals, Thermochemical screening,

#### **UNIT III SAFETY IN THE DESIGN OF CHEMICAL PROCESS PLANTS 9**

Design principles -Process design development -types of designs, feasibility survey, preliminary design, Flow diagrams, piping and instrumentation diagram, batch versus continuous operation, factors in equipment scale up and design, equipment specifications - reliability and safety in

designing - inherent safety - engineered safety - safety during startup and shutdown - non destructive testing methods - pressure and leak testing - emergency safety devices - scrubbers and flares- new concepts in safety design and operation- Pressure vessel testing standards- Inspection techniques for boilers and reaction vessels.

**UNIT IV SAFETY IN THE OPERATION OF CHEMICAL PROCESS PLANTS 9**

Properties of chemicals - Material Safety Data Sheets - the various properties and formats used - methods available for property determination. Operational activities and hazards -standards operating procedures - safe operation of pumps, compressors, heaters, column, reactors, pressure vessels, storage vessels, piping systems - effects of pressure, temperature, Flow rate and humidity on operations - corrosion and control measures- condition monitoring - control valves - safety valves - pressure reducing valves, drains, bypass valves, inert gases. Chemical splashes, eye irrigation and automatic showers.

**UNIT V SAFETY AND ANALYSIS 9**

Safety vs reliability- quantification of basic events, system safety quantification, Human error analysis, Accident investigation and analysis, OSHAS 18001 and OSHMS.

**TOTAL: 45 PERIODS**

**COURSE OUTCOMES:**

**Students able to**

**CO1** Differentiate between inherent safety and engineered safety and recognize the importance of safety in the design of chemical process plants.

**CO2** Develop thorough knowledge about safety in the operation of chemical plants.

**CO3** Apply the principles of safety in the storage and handling of gases.

**CO4** Identify the conditions that lead to reaction hazards and adopt measures to prevent them.

**CO5** Develop thorough knowledge about

**TEXT BOOK**

1. David A Crowl & Joseph F Louvar, "Chemical Process safety", Pearson publication, 3<sup>rd</sup> Edition, 2014
2. Maurice Jones .A, "Fire Protection Systems, 2<sup>nd</sup> edition, Jones & Bartlett Publishers, 2015

**REFERENCES:**

1. Ralph King and Ron Hirst, "King's safety in the process industries", Arnold, London, 1998.
2. Industrial Environment and its Evolution and Control, NIOSH Publication, 1973.
3. National Safety Council, "Accident prevention manual for industrial operations". Chicago, 1982.
4. Lewis, Richard. J., Sr, "Sax's dangerous properties of materials". (Ninth edition). Van Nostrand Reinhold, New York, 1996.
5. Roy E Sanders, "Chemical Process Safety", 3<sup>rd</sup> Edition, Gulf professional publishing, 2006

**CO's- PO's & PSO's MAPPING**

CO's	PO's												PSO's		
	1	2	3	4	5	6	7	8	9	10	11	12	1	2	3
1	2	3	-	-	-	1	-	-	1	-	-	-	2	-	-
2	-			2	-	-	-	-	1	-		-	-	2	-
3	-	3		1	-	-	-	2	-	-	1	-	-	-	-
4	-	2	-		-	1	-	-	1	-		-	-	-	2
5	-	2	3		-	-	-	1	-	-	1	-	-	-	-
AVg.	2	2.5	3	1.5	-	1	-	1.5	1	-	1		2	2	2

**COURSE OBJECTIVES:**

The main learning objective of this course is to prepare the students for:

1. Understanding the importance of various materials used in electrical, electronics and magnetic applications
2. Acquiring knowledge on the properties of electrical, electronics and magnetic materials.
3. Gaining knowledge on the selection of suitable materials for the given application
4. Knowing the fundamental concepts in Semiconducting materials
5. Getting equipped with the materials used in optical and optoelectronic applications.

**UNIT- I DIELECTRIC MATERIALS****9**

Dielectric as Electric Field Medium, leakage currents, dielectric loss, dielectric strength, breakdown voltage, breakdown in solid dielectrics, flashover, liquid dielectrics, electric conductivity in solid, liquid and gaseous dielectrics, Ferromagnetic materials, properties of ferromagnetic materials in static fields, spontaneous, polarization, curie point, anti-ferromagnetic materials, piezoelectric materials, pyroelectric materials.

**UNIT – II MAGNETIC MATERIALS****9**

Classification of magnetic materials, spontaneous magnetization in ferromagnetic materials, magnetic Anisotropy, Magnetostriction, diamagnetism, magnetically soft and hard materials, special purpose materials, feebly magnetic materials, Ferrites, cast and cermet permanent magnets, ageing of magnets. Factors effecting permeability and Hysteresis

**UNIT – III SEMICONDUCTOR MATERIALS****9**

Properties of semiconductors, Silicon wafers, integration techniques, Large and very large scale Integration techniques. Concept of superconductivity; theories and examples for high temperature superconductivity; discussion on specific superconducting materials; comments on fabrication and engineering applications.

**UNIT – IV MATERIALS FOR ELECTRICAL APPLICATIONS****9**

Materials used for Resistors, rheostats, heaters, transmission line structures, stranded conductors, bimetals fuses, soft and hard solders, electric contact materials, electric carbon materials, thermocouple materials. Solid, Liquid and Gaseous insulating materials, Effect of moisture on insulation.

**UNIT – V OPTICAL AND OPTOELECTRONIC MATERIALS****9**

Principles of photoconductivity - effect of impurities - principles of luminescence-laser principles - He-Ne, injection lasers, LED materials - binary, ternary photoelectronic materials - LCD materials - photo detectors - applications of optoelectronic materials - optical fibres and materials - electro optic modulators - Kerr effect - Pockels effect.

**TOTAL: 45 PERIODS****COURSE OUTCOMES:**

After completion of this course, the students will be able to

1. Understand various types of dielectric materials, their properties in various conditions.
2. Evaluate magnetic materials and their behavior.
3. Evaluate semiconductor materials and technologies.
4. Select suitable materials for electrical engineering applications.
5. Identify right material for optical and optoelectronic applications

**TEXT BOOKS:**

1. Pradeep Fulay, "Electronic, Magnetic and Optical materials", CRC Press, Taylor and Francis, 2nd illustrated edition, 2017.

2. "R K Rajput", "A course in Electrical Engineering Materials", Laxmi Publications, 2009.

**REFERENCE BOOKS:**

1. T K Basak, "A course in Electrical Engineering Materials", New Age Science Publications, 2009
2. TTTI Madras, "Electrical Engineering Materials", McGraw Hill Education, 2004.
3. Adrianus J. Dekker, "Electrical Engineering Materials", PHI Publication, 2006.
4. S. P. Seth, P. V. Gupta "A course in Electrical Engineering Materials", Dhanpat Rai & amp; Sons, 2011.
5. C. Kittel, "Introduction to Solid State Physics", 7th Edition, John Wiley & amp; Sons, Singapore, (2006).

	PO1	PO2	PO3	PO4	PO5	PO6	PO7	PO8	PO9	PO10	PO11	PO12	PSO1	PSO2	PSO3
C01	3	2	2	3								2	2	2	1
C02	3	1	2	2								2	2	2	1
C03	3	2	1	2								2	2	2	1
CO4	3	2	1	2								2	2	2	2
CO5	3	2	2	2								2	2	2	1
Avg	3	1.8	1.6	2.2								2	2	2	1.2

**OML353**

**NANOMATERIALS AND APPLICATIONS**

**L T P C**  
**3 0 0 3**

**COURSE OBJECTIVES:**

The main learning objective of this course is to prepare the students for:

1. Understanding the evolution of nanomaterials in the scientific era and make them to understand different types of nanomaterials for the future engineering applications
2. Gaining knowledge on dimensionality effects on different properties of nanomaterials
3. Getting acquainted with the different processing techniques employed for fabricating nanomaterials
4. Having knowledge on the different characterisation techniques employed to characterise the nanomaterials
5. Acquiring knowledge on different applications of nanomaterials in different disciplines of engineering.

**UNIT I NANOMATERIALS**

**9**

Introduction, Classification: 0D, 1D, 2D, 3D nanomaterials and nano-composites, their mechanical, electrical, optical, magnetic properties; Nanomaterials versus bulk materials.

**UNIT II THERMODYNAMICS & KINETICS OF NANOSTRUCTURED MATERIALS**

**9**

Size and interface/interphase effects, interfacial thermodynamics, phase diagrams, diffusivity, grain growth, and thermal stability of nanomaterials.

**UNIT III PROCESSING**

**9**

Bottom-up and top-down approaches for the synthesis of nanomaterials, mechanical alloying, chemical routes, severe plastic deformation, and electrical wire explosion technique.

**UNIT IV STRUCTURAL CHARACTERISTICS**

**9**

Principles of emerging nanoscale X-ray techniques such as small angle X-ray scattering and X-ray absorption fine structure (XAFS), electron and neutron diffraction techniques and their application to nanomaterials; SPM, Nanoindentation, Grain size, phase formation, texture, stress analysis

**UNIT V APPLICATIONS****9**

Applications of nanoparticles, quantum dots, nanotubes, nanowires, nanocoatings; applications in electronic, electrical and medical industries

**TOTAL: 45 PERIODS****COURSE OUTCOMES:**

After completion of this course, the students will be able to

1. Evaluate nanomaterials and understand the different types of nanomaterials
2. Recognise the effects of dimensionality of materials on the properties
3. Process different nanomaterials and use them in engineering applications
4. Use appropriate techniques for characterising nanomaterials
5. Identify and use different nanomaterials for applications in different engineering fields.

**TEXT BOOKS:**

1. Bhusan, Bharat (Ed), "Springer Handbook of Nanotechnology", 2nd edition, 2007.
2. Carl C. Koch (ed.), NANOSTRUCTURED MATERIALS, Processing, Properties and Potential Applications, NOYES PUBLICATIONS, Norwich, New York, U.S.A.

**REFERENCES:**

1. Poole C.P, and Owens F.J., Introduction to Nanotechnology, John Wiley 2003
2. Nalwa H.S., Encyclopedia of Nanoscience and Nanotechnology, American Scientific Publishers 2004
3. Zehetbauer M.J. and Zhu Y.T., Bulk Nanostructured Materials, Wiley 2008
4. Wang Z.L., Characterization of Nanophase Materials, Wiley 2000
5. Gutkin Y., Ovid'ko I.A. and Gutkin M., Plastic Deformation in Nanocrystalline Materials, Springer 2004

	PO1	PO2	PO3	PO4	PO5	PO6	PO7	PO8	PO9	PO 10	PO 11	PO 12	PSO 1	PSO 2	PSO 3
C01	2	2	2	3								2	1	2	
C02	3	1	2	2								2	2	2	1
C03	3	2	1	2								2	2	2	
CO4	3	1		2								2	2	2	2
CO5	3	2	2	2								2	2	2	1
Avg	2.8	1.6	1.7	2.2								2	1.8	2	1.3

**OMR352****HYDRAULICS AND PNEUMATICS**

<b>L</b>	<b>T</b>	<b>P</b>	<b>C</b>
<b>3</b>	<b>0</b>	<b>0</b>	<b>3</b>

**COURSE OBJECTIVES:**

1. To knowledge on fluid power principles and working of hydraulic pumps
2. To obtain the knowledge in hydraulic actuators and control components
3. To understand the basics in hydraulic circuits and systems
4. To obtain the knowledge in pneumatic and electro pneumatic systems
5. To apply the concepts to solve the trouble shooting

**UNIT – I FLUID POWER PRINCIPLES AND HYDRAULIC PUMPS****9**

Introduction to Fluid power – Advantages and Applications – Fluid power systems – Types of fluids - Properties of fluids and selection – Basics of Hydraulics – Pascal's Law – Principles of flow - Friction loss – Work, Power and Torque Problems, Sources of Hydraulic power : Pumping Theory – Pump Classification – Construction, Working, Design, Advantages, Disadvantages,



Performance, Selection criteria of Linear and Rotary – Fixed and Variable displacement pumps – Problems.

**UNIT – II HYDRAULIC ACTUATORS AND CONTROL COMPONENTS 9**

Hydraulic Actuators: Cylinders – Types and construction, Application, Hydraulic cushioning – Hydraulic motors - Control Components : Direction Control, Flow control and pressure control valves – Types, Construction and Operation – Servo and Proportional valves – Applications – Accessories : Reservoirs, Pressure Switches – Applications – Fluid Power ANSI Symbols – Problems.

**UNIT – III HYDRAULIC CIRCUITS AND SYSTEMS 9**

Accumulators, Intensifiers, Industrial hydraulic circuits – Regenerative, Pump Unloading, Double Pump, Pressure Intensifier, Air-over oil, Sequence, Reciprocation, Synchronization, Fail-Safe, Speed Control, Hydrostatic transmission, Electro hydraulic circuits, Mechanical hydraulic servo systems.

**UNIT – IV PNEUMATIC AND ELECTRO PNEUMATIC SYSTEMS 9**

Properties of air – Perfect Gas Laws – Compressor – Filters, Regulator, Lubricator, Muffler, Air control Valves, Quick Exhaust Valves, Pneumatic actuators, Design of Pneumatic circuit – Cascade method – Electro Pneumatic System – Elements – Ladder diagram – Problems, Introduction to fluidics and pneumatic logic circuits

**UNIT – V TROUBLE SHOOTING AND APPLICATIONS 9**

Installation, Selection, Maintenance, Trouble Shooting and Remedies in Hydraulic and Pneumatic systems, Design of hydraulic circuits for Drilling, Planning, Shaping, Surface grinding, Press and Forklift applications. Design of Pneumatic circuits for Pick and Place applications and tool handling in CNC Machine tools – Low cost Automation – Hydraulic and Pneumatic power packs.

**TOTAL: 45 PERIODS**

**COURSE OUTCOMES**

Upon successful completion of the course, students should be able to:

- CO 1: Analyze the methods in fluid power principles and working of hydraulic pumps
- CO 2: Recognize the concepts in hydraulic actuators and control components
- CO 3: Obtain the knowledge in basics of hydraulic circuits and systems
- CO 4: Know about the basics concept in pneumatic and electro pneumatic systems
- CO 5: Apply the concepts to solve the trouble shooting hydraulic and pneumatics

<b>Mapping of COs with POs and PSOs</b>																
<b>COs/POs &amp; PSOs</b>	<b>POs</b>												<b>PSOs</b>			
	<b>1</b>	<b>2</b>	<b>3</b>	<b>4</b>	<b>5</b>	<b>6</b>	<b>7</b>	<b>8</b>	<b>9</b>	<b>10</b>	<b>11</b>	<b>12</b>	<b>1</b>	<b>2</b>	<b>3</b>	
CO1	3	2	1		2	2						1	2	2	1	
CO2	3	2	1		2	2						1	2	2	1	
CO3	3	2	1		2	2						1	2	2	1	
CO4	3	2	1		2	2						1	2	2	1	
CO5	3	2	1		2	2						1	2	2	1	
CO/PO & PSO Average	3	2	1		2	2						1	2	2	1	

1 – Slight, 2 – Moderate, 3 – Substantial

**TEXT BOOKS**

1. Anthony Esposito, “Fluid Power with Applications”, Prentice Hall, 2009.
2. James A. Sullivan, “Fluid Power Theory and Applications”, Fourth Edition, Prentice Hall, 1997.

## REFERENCES

1. Shanmugasundaram.K, "Hydraulic and Pneumatic Controls". Chand & Co, 2006.
2. Majumdar, S.R., "Oil Hydraulics Systems – Principles and Maintenance", Tata McG Raw Hill, 2001.
3. Majumdar, S.R., "Pneumatic Systems – Principles and Maintenance", Tata McGRaw Hill, 2007.
4. Dudley, A. Pease and John J Pippenger, "Basic Fluid Power", Prentice Hall, 1987
5. Srinivasan. R, "Hydraulic and Pneumatic Controls", Vijay Nicole Imprints, 2008
6. Joshi.P, Pneumatic Control", Wiley India, 2008.
7. Jagadeesha T, "Pneumatics Concepts, Design and Applications ", Universities Press, 2015.

**OMR353**

**SENSORS**

**L T P C**

**3 0 0 3**

### COURSE OBJECTIVES:

1. To learn the various types of sensors, transducers, sensor output signal types, calibration techniques, formulation of system equation and its characteristics.
2. To understand basic working principle, construction, Application and characteristics of displacement, speed and ranging sensors.
3. To understand and analyze the working principle, construction, application and characteristics of force, magnetic and heading sensors.
4. To learn and analyze the working principle, construction, application and characteristics of optical, pressure, temperature and other sensors.
5. To familiarize students with different signal conditioning circuits design and data acquisition system.

**UNIT – I      SENSOR CLASSIFICATION, CHARACTERISTICS AND SIGNAL TYPES      9**  
Basics of Measurement – Classification of Errors – Error Analysis – Static and Dynamic Characteristics of Transducers – Performance Measures of Sensors – Classification of Sensors – Sensor Calibration Techniques – Sensor Outputs - Signal Types - Analog and Digital Signals, PWM and PPM.

**UNIT – II      DISPLACEMENT, PROXIMITY AND RANGING SENSORS      9**  
Displacement Sensors – Brush Encoders - Potentiometers, Resolver, Encoders – Optical, Magnetic, Inductive, Capacitive, LVDT – RVDT – Synchro – Microsyn, Accelerometer – Range Sensors - Ultrasonic Ranging - Reflective Beacons - Laser Range Sensor (LIDAR) – GPS - RF Beacons.

**UNIT – III      FORCE, MAGNETIC AND HEADING SENSORS      9**  
Strain Gage – Types, Working, Advantage, Limitation, and Applications: Load Measurement – Force and Torque Measurement - Magnetic Sensors – Types, Principle, Advantage, Limitation, and Applications - Magneto Resistive – Hall Effect, Eddy Current Sensor - Heading Sensors – Compass, Gyroscope and Inclinometers.

**UNIT – IV      OPTICAL, PRESSURE, TEMPERATURE AND OTHER SENSORS      9**  
Photo Conductive Cell, Photo Voltaic, Photo Resistive, LDR – Fiber Optic Sensors – Pressure – Diaphragm – Bellows - Piezoelectric - Piezo-resistive - Acoustic, Temperature – IC, Thermistor, RTD, Thermocouple – Non Contact Sensor - Chemical Sensors - MEMS Sensors - Smart Sensors.

**UNIT – V SIGNAL CONDITIONING****9**

Need for Signal Conditioning – Resistive, Inductive and Capacitive Bridges for Measurement - DC and AC Signal Conditioning - Voltage, Current, Power and Instrumentation Amplifiers – Filter and Isolation Circuits – Fundamentals of Data Acquisition System

**TOTAL: 45 PERIODS****COURSE OUTCOMES**

Upon successful completion of the course, students should be able to:

CO1: Understand various sensor effects, sensor characteristics, signal types, calibration methods and obtain transfer function and empirical relation of sensors. They can also analyze the sensor response.

CO2: Analyze and select suitable sensor for displacement, proximity and range measurement.

CO3: Analyze and select suitable sensor for force, magnetic field, speed, position and direction measurement.

CO4: Analyze and Select suitable sensor for light detection, pressure and temperature measurement and also familiar with other miniaturized smart sensors.

CO5: Select and design suitable signal conditioning circuit with proper compensation and linearizing element based on sensor output signal.

Mapping of COs with POs and PSOs															
COs/POs & PSOs	POs												PSOs		
	1	2	3	4	5	6	7	8	9	10	11	12	1	2	3
CO1	3	3	2								1	2	3	2	1
CO2	3	3	2	1	1	1					1	2	3	2	1
CO3	3	3	2	1	1	1					1	2	3	2	1
CO4	3	3	2	1	1	1					1	2	3	2	1
CO5	3	3	2	1	1	1					1	2	3	2	1
CO/PO & PSO Average	3	3	2	0.8	0.8	0.8					0.8	2	3	2	1

1 – Slight, 2 – Moderate, 3 – Substantial

**TEXT BOOKS**

1. Bolton W., "Mechatronics", Pearson Education, 6th Edition, 2015.
2. Ramesh S Gaonkar, "Microprocessor Architecture, Programming, and Applications with the 8085", Penram International Publishing Private Limited, 6th Edition, 2013.

**REFERENCES**

1. Bradley D.A., Dawson D., Buru N.C. and Loader A.J., "Mechatronics", Chapman and Hall, 1993.
2. Davis G. Alciatore and Michael B. Hstand, "Introduction to Mechatronics and Measurement systems", McGraw Hill Education, 2011.
3. Devadas Shetty and Richard A. Kolk, "Mechatronics Systems Design", Cengage Learning, 2010.
4. Nitaigour Premchand Mahalik, "Mechatronics Principles, Concepts and Applications", McGraw Hill Education, 2015.
5. Smaili. A and Mrad. F, "Mechatronics Integrated Technologies for Intelligent Machines", Oxford University Press, 2007.

**COURSE OBJECTIVES**

1. To introduce mobile robotic technology and its types in detail.
2. To learn the kinematics of wheeled and legged robot.
3. To familiarize the intelligence into the mobile robots using various sensors.
4. To acquaint the localization strategies and mapping technique for mobile robot.
5. To aware the collaborative mobile robotics in task planning, navigation and intelligence.

**UNIT – I INTRODUCTION TO MOBILE ROBOTICS 9**

Introduction – Locomotion of the Robots – Key Issues on Locomotion – Legged Mobile Robots – Configurations and Stability – Wheeled Mobile Robots – Design Space and Mobility Issues – Unmanned Aerial and Underwater Vehicles

**UNIT – II KINEMATICS 9**

Kinematic Models – Representation of Robot – Forward Kinematics – Wheel and Robot Constraints – Degree of Mobility and Steerability – **Manoeuvrability** – Workspace – Degrees of Freedom – Path and Trajectory Considerations – Motion Controls - Holonomic Robots

**UNIT – III PERCEPTION 9**

Sensor for Mobile Robots – Classification and Performance Characterization – Wheel/Motor Sensors – Heading Sensors - Ground-Based Beacons - Active Ranging - Motion/Speed Sensors – Camera - Visual Appearance based Feature Extraction.

**UNIT – IV LOCALIZATION 9**

Localization Based Navigation Versus Programmed Solutions - Map Representation - Continuous Representations - Decomposition Strategies - Probabilistic Map-Based Localization - Landmark-Based Navigation - Globally Unique Localization - Positioning Beacon Systems - Route-Based Localization - Autonomous Map Building - Simultaneous Localization and Mapping (SLAM).

**UNIT – V PLANNING, NAVIGATION AND COLLABORATIVE ROBOTS 9**

Introduction - Competences for Navigation: Planning and Reacting - Path Planning - Obstacle Avoidance - Navigation Architectures - Control Localization - Techniques for Decomposition - Case Studies – Collaborative Robots – Swarm Robots.

**TOTAL: 45 PERIODS****COURSE OUTCOMES:**

Upon completion of this course, the students will be able to:

**CO1:** Evaluate the appropriate mobile robots for the desired application.

**CO2:** Create the kinematics for given wheeled and legged robot.

**CO3:** Analyse the sensors for the intelligence of mobile robotics.

**CO4:** Create the localization strategies and mapping technique for mobile robot.

**CO5:** Create the collaborative mobile robotics for planning, navigation and intelligence for desired applications.

**TEXTBOOK**

1. Roland Siegwart and IllahR.Nourbakish, "Introduction to Autonomous Mobile Robots" MIT Press, Cambridge, 2004.

**REFERENCES:**

1. Dragomir N. Nenchev, Atsushi Konno, TeppeiTsujiita, "Humanoid Robots: Modelling and Control", Butterworth-Heinemann, 2018
2. MohantaJagadish Chandra, "Introduction to Mobile Robots Navigation", LAP Lambert Academic Publishing, 2015.

3. Peter Corke, "Robotics, Vision and Control", Springer, 2017.
4. Ulrich Nehmzow, "Mobile Robotics: A Practical Introduction", Springer, 2003.
5. Xiao Qi Chen, Y.Q. Chen and J.G. Chase, "Mobile Robots - State of the Art in Land, Sea, Air, and Collaborative Missions", Intec Press, 2009.
6. Alonzo Kelly, Mobile Robotics: Mathematics, Models, and Methods, Cambridge University Press, 2013, ISBN: 978-1107031159.

**MV3501**

**MARINE PROPULSION**

**L T P C  
3 0 0 3**

**COURSE OBJECTIVES:**

1. To impart knowledge on basics of propulsion system and ship dynamic movements
2. To educate them on basic layout and propulsion equipment's
3. To impart basic knowledge on performance of the ship
4. To impart basic knowledge on Ship propeller and its types
5. To impart knowledge on ship rudder and its types

**UNIT I                   BASICS SHIP PROPULSION SYSTEM AND EQUIPMENTS                   9**

law of floatation - Basics principle of propulsion- Earlier methods of propulsion- ship propulsion machinery- boiler, Marine steam engine, diesel engine, ship power transmission system, ship dynamic structure, Marine propulsion equipment - shaft tunnel, Intermediate shaft and bearing, stern tube, stern tube sealing etc. degree of freedom, Modern propelling methods- water jet propulsion , screw propulsion.

**UNIT II                   SHIPS MOVEMENTS AND SHIP STABILIZATION                   9**

Thrust augmented devices, Ship hull, modern ship propulsion design, bow thruster – Advantages, various methods to stabilize the ship- passive and active stabilizer, fin stabilizer, bilge keel - stabilizing and securing ship in port- effect of tides on ship – effect of river water and sea water sailing vessel, Load line and load line of marking- draught markings.

**UNIT III                  SHIPS SPEED AND ITS PERFORMANCE                   9**

Ship propulsion factors, factors affecting ships speed, various velocities of ship, hull drag, effects of fouling on ships hull, ship wake, relation between powers, Fuel consumption of ship, cavitations - effects of cavitation's, ship turning radius.

**UNIT IV                  BASICS OF PROPELLER                   9**

Propeller dimension, Propeller and its types – fixed propeller, control pitch propeller, kort nozzle, ducted propeller, voith schneider, Parts of propeller, 3 blade - 5 blade - 6 blade propellers and its advantages, propeller boss hub, crown nut, propeller skew, pitch of propeller - Thrust creation by propeller. Propeller Material – Propeller balancing- static and dynamic.

**UNIT V                  BASICS OF RUDDER                   9**

Rudder dimension, Area of rudder and its design, Rudder arrangements, Rudder fittings- Rudder pintle - Rudder types- Balanced rudder, semi balanced rudder, Spade rudder, merits and demerits of various types of rudders, Propeller and rudder interaction, Rudder stopper, movement of rudders, Basic construction of Rudder

**TOTAL: 45 PERIODS**

**COURSE OUTCOMES:**

Upon successful completion of the course, students should be able to:

- CO1: Explain the basics of propulsion system and ship dynamic movements
- CO2: Familiarize with various components assisting ship stabilization.
- CO3: Demonstrate the performance of the ship.
- CO4: Classify the Propeller and its types, Materials etc.

CO5: Categories the Rudder and its types, design criteria of rudder.

**TEXT BOOKS:**

1. GP. Ghose, "Basic Ship propulsion",2015
2. E.A. Stokoe "Reeds Ship construction for marine engineers", Vol. 5,2010
3. E.A. Stokoe, "Reeds Naval architecture for the marine engineers",4<sup>th</sup> Edition,2009

**REFERENCES BOOKS:**

1. DJ Eyers and GJ Bruse, "Ship Construction", 7<sup>th</sup> Edition, 2006.
2. KJ Rawson and EC Tupper, "Basic Ship theory I" Vol. 1,5<sup>th</sup> Edition,2001.

**MAPPING OF COS AND POS:**

CO	PO												PSO			
	PO 1	PO 2	PO 3	PO 4	PO 5	PO 6	PO 7	PO 8	PO 9	PO1 0	PO1 1	PO1 2	PS O1	PS O2	PS O3	PS O4
1	1	1	1	1	1						1	1		1		1
2	1	1	1											1		1
3	1			1	1				1	1	1		1	1		1
4	1		1	1										1		1
5	1		1	1										1		1
Av g	5/5 =1	2/2 =1	4/4 =1	4/4 =1	2/2 =1				1/1 =1	1/1= 1	2/2= 1	1/1= 1	1/1= 1	5/5= 1		5/5= 1

**OMV351**

**MARINE MERCHANT VESSELS**

**LT P C  
3 0 0 3**

**OBJECTIVES:**

**At the end of the course, students are expected to acquire**

1. Knowledge on basics of Hydrostatics
2. Familiarization on types of merchant ships
3. Knowledge on Shipbuilding Materials
4. Knowledge on marine propeller and rudder
5. Awareness on governing bodies in shipping industry

**UNIT I INTRODUCTION TO HYDROSTATICS**

**9**

Archimedes Principle- Laws of floatation– Meta centre – stability of floating and submerged bodies- Density, relative density - Displacement –Pressure –centre of pressure.

**UNIT II TYPES OF SHIP**

**10**

General cargo ship - Refrigerated cargo ships - Container ships - Roll-on Roll-off ships – Oil tankers- Bulk carriers - Liquefied Natural Gas carriers - Liquefied Petroleum Gas carriers - Chemical tankers - Passenger ships

**UNIT III SHIPBUILDING MATERIALS**

**9**

Types of Steels used in Shipbuilding - High tensile steels, Corrosion resistant steels, Steel sandwich panels, Steel castings, Steel forgings - Other shipbuilding materials, Aluminium alloys, Aluminium alloy sandwich panels, Fire protection especially for Aluminium Alloys, Fiber Reinforced Composites

**UNIT IV MARINE PROPELLER AND RUDDER**

**8**

Types of rudder, construction of Rudder-Types of Propeller, Propeller material-Cavitations and its effects on propeller

**UNIT V GOVERNING BODIES FOR SHIPPING INDUSTRY****9**

Role of **IMO** (International Maritime Organization), **SOLAS** (International Convention for the Safety of Life at Sea), **MARPOL** (International Convention for the Prevention of Pollution from Ships), **MLC** (Maritime Labour Convention), **STCW 2010** (International Convention on Standards of Training, Certification and Watch keeping for Seafarers), Classification societies Administration authorities

**TOTAL: 45 PERIODS****OUTCOMES:****Upon completion of this course, students would**

1. **Acquire Knowledge on floatation of ships**
2. **Acquire Knowledge on features of various ships**
3. Acquire Knowledge of Shipbuilding Materials
4. Acquire Knowledge to identify the different types of marine propeller and rudder
5. Understand the Roles and responsibilities of governing bodies

**TEXT BOOKS:**

1. D.J.Eyres, "Ship Constructions", Seventh Edition, Butter Worth Heinemann Publishing, USA, 2015
2. Dr.DA Taylor, "Merchant Ship Naval Architecture" I. Mar EST publications, 2006
3. EA Stokoe, E.A, "Naval Architecture for Marine Engineers", Vol.4, Reeds Publications, 2000

**REFERENCES:**

1. Kemp & Young "Ship Construction Sketches & Notes", Butter Worth Heinemann Publishing, USA, 2011
2. MARPOL Consolidated Edition, Bhandakar Publications, 2018
3. SOLAS Consolidated Edition, Bhandakar Publications, 2016

**OMV352****ELEMENTS OF MARINE ENGINEERING****L T P C  
3 0 0 3****OBJECTIVES:****At the end of the course, students are expected to**

1. Understand the role of Marine machinery systems
2. Be familiar with Marine propulsion machinery system
3. Acquaint with Marine Auxiliary machinery system
4. Have acquired basics of Marine Auxiliary boiler system
5. Be aware of ship propellers and steering system

**UNIT I ELEMENTARY KNOWLEDGE ON MARINE MACHINERY SYSTEMS****9**

Marine Engineering Terminologies, Parts of Ship, Introduction to Machinery systems on board ships – Propulsion Machinery system, Electricity Generator system, Steering gear system, Air compressors & Air reservoirs, Fuel oil and Lubricating Oil Purifiers, Marine Boiler systems

**UNIT II MARINE PROPULSION MACHINERY SYSTEM****9**

Two stroke Large Marine slow speed Diesel Engine – General Construction, Basic knowledge of Air starting and reversing mechanism, Cylinder lubrication oil system, Main lubricating oil system and cooling water system

**UNIT III MARINE AUXILIARY MACHINERY SYSTEM 9**

Four stroke medium speed Diesel engine – General Construction, Inline, V-type arrangement of engine, Difference between slow speed and medium speed engines – advantages, limitations and applications

**UNIT IV MARINE BOILER SYSTEM 9**

Types of Boiler – Difference between Water tube boiler and Fire tube boiler, Need for boiler on board ships, Uses of steam, Advantages of using steam as working medium, Boiler mountings and accessories – importance of mountings, need for accessories

**UNIT V SHIP PROPELLERS AND STEERING MECHANISM 9**

Importance of Propellor and Steering gear, Types of propellers - Fixed pitch propellers, Controllable pitch propellers, Water jet propellers, Steering gear systems - 2-Ram and 4 Ram steering gear, Electric steering gear

**TOTAL: 45 PERIODS**

**OUTCOMES:**

**At the end of the course, students should able to,**

1. Distinguish the role of various marine machinery systems
2. Relate the components of marine propulsion machinery system
3. Explain the importance of marine auxiliary machinery system
4. Acquire knowledge of marine boiler system
5. Understand the importance of ship propellers and steering system

**TEXT BOOKS:**

1. Taylor, "Introduction to Marine engineering", Revised Second Edition, Butterworth Heinemann, London, 2011
2. J.K.Dhar, "Basic Marine Engineering", Tenth Edition, G-Maritime Publications, Mumbai, 2011
3. K.Ramaraj, "Text book on Marine Engineering", Eswar Press, Chennai, 2018

**REFERENCES:**

1. Alan L.Rowen, "Introduction to Practical Marine Engineering, Volume 1&2, The Institute of Marine Engineers (India), Mumbai, 2006
2. A.S.Tambwekar, "Naval Architecture and Ship Construction", The Institute of Marine Engineers (India), Mumbai, 2015

<b>CRA332</b>	<b>DRONE TECHNOLOGIES</b>	<b>L</b>	<b>T</b>	<b>P</b>	<b>C</b>
		<b>3</b>	<b>0</b>	<b>0</b>	<b>3</b>

**COURSE OBJECTIVES:**

1. To understand the basics of drone concepts
2. To learn and understand the fundamentals of design, fabrication and programming of drone
3. To impart the knowledge of an flying and operation of drone
4. To know about the various applications of drone
5. To understand the safety risks and guidelines of fly safely

**UNIT – I INTRODUCTION TO DRONE TECHNOLOGY 9**

Drone Concept - Vocabulary Terminology- History of drone - Types of current generation of drones based on their method of propulsion- Drone technology impact on the businesses- Drone business through entrepreneurship- Opportunities/applications for entrepreneurship and employability



**UNIT – II DRONE DESIGN, FABRICATION AND PROGRAMMING 9**

Classifications of the UAV -Overview of the main drone parts- Technical characteristics of the parts -Function of the component parts -Assembling a drone- The energy sources- Level of autonomy- Drones configurations -The methods of programming drone- Download program - Install program on computer- Running Programs- Multi rotor stabilization- Flight modes -Wi-Fi connection.

**UNIT – III DRONE FLYING AND OPERATION 9**

Concept of operation for drone -Flight modes- Operate a small drone in a controlled environment- Drone controls Flight operations –management tool –Sensors-Onboard storage capacity -Removable storage devices- Linked mobile devices and applications

**UNIT – IV DRONE COMMERCIAL APPLICATIONS 9**

Choosing a drone based on the application -Drones in the insurance sector- Drones in delivering mail, parcels and other cargo- Drones in agriculture- Drones in inspection of transmission lines and power distribution -Drones in filming and panoramic picturing

**UNIT – V FUTURE DRONES AND SAFETY 9**

The safety risks- Guidelines to fly safely -Specific aviation regulation and standardization- Drone license- Miniaturization of drones- Increasing autonomy of drones -The use of drones in swarms

**TOTAL: 45 PERIODS****COURSE OUTCOMES**

Upon successful completion of the course, students should be able to:

CO1: Know about a various type of drone technology, drone fabrication and programming.

CO2: Execute the suitable operating procedures for functioning a drone

CO3: Select appropriate sensors and actuators for Drones

CO4: Develop a drone mechanism for specific applications

CO5: Create the programs for various drones

**CO-PO MAPPING:**

Mapping of COs with POs and PSOs															
COs/Pos&P SOs	POs												PSOs		
	1	2	3	4	5	6	7	8	9	10	11	12	1	2	3
CO1	1	2	3	1	3	2						1	2	1	3
CO2	1	2	3	1	3	2						1	2	1	3
CO3	1	2	3	1	3	2						1	2	1	3
CO4	1	2	3	1	3	2						1	2	1	3
CO5	1	2	3	1	3	2						1	2	1	3
CO/PO & PSO Average	1	2	3	1	3	2						1	2	1	3
1 – Slight, 2 – Moderate, 3 – Substantial															

**TEXT BOOKS**

1. Daniel Tal and John Altschuld, "Drone Technology in Architecture, Engineering and Construction: A Strategic Guide to Unmanned Aerial Vehicle Operation and Implementation", 2021 John Wiley & Sons, Inc.
2. Terry Kilby and Belinda Kilby, "Make: Getting Started with Drones ", Maker Media, Inc, 2016

**REFERENCES**

1. John Baichtal, "Building Your Own Drones: A Beginners' Guide to Drones, UAVs, and

- ROVs”, Que Publishing, 2016
- Završnik, “Drones and Unmanned Aerial Systems: Legal and Social Implications for Security and Surveillance”, Springer, 2018.

**OGI352**

**GEOGRAPHICAL INFORMATION SYSTEM**

**L T P C**

**3 0 0 3**

**OBJECTIVES:**

To impart the knowledge on basic components, data preparation and implementation of Geographical Information System.

**UNIT I FUNDAMENTALS OF GIS**

**9**

Introduction to GIS - Basic spatial concepts - Coordinate Systems - GIS and Information Systems – Definitions – History of GIS - Components of a GIS – Hardware, Software, Data, People, Methods – Proprietary and open source Software - Types of data – Spatial, Attribute data- types of attributes – scales/ levels of measurements.

**UNIT II SPATIAL DATA MODELS**

**9**

Database Structures – Relational, Object Oriented – Entities – ER diagram - data models - conceptual, logical and physical models - spatial data models – Raster Data Structures – Raster Data Compression - Vector Data Structures - Raster vs Vector Models- TIN and GRID data models.

**UNIT III DATA INPUT AND TOPOLOGY**

**9**

Scanner - Raster Data Input – Raster Data File Formats – Georeferencing – Vector Data Input – Digitizer – Datum Projection and reprojection -Coordinate Transformation – Topology - Adjacency, connectivity and containment – Topological Consistency – Non topological file formats - Attribute Data linking – Linking External Databases – GPS Data Integration

**UNIT IV DATA QUALITY AND STANDARDS**

**9**

Data quality - Basic aspects - completeness, logical consistency, positional accuracy, temporal accuracy, thematic accuracy and lineage – Metadata – GIS Standards –Interoperability - OGC - Spatial Data Infrastructure

**UNIT V DATA MANAGEMENT AND OUTPUT**

**9**

Import/Export – Data Management functions- Raster to Vector and Vector to Raster Conversion - Data Output - Map Compilation – Chart/Graphs – Multimedia – Enterprise Vs. Desktop GIS-distributed GIS.

**TOTAL:45 PERIODS**

**COURSE OUTCOMES:**

On completion of the course, the student is expected to

- CO1** Have basic idea about the fundamentals of GIS.
- CO2** Understand the types of data models.
- CO3** Get knowledge about data input and topology
- CO4** Gain knowledge on data quality and standards
- CO5** Understand data management functions and data output

**TEXTBOOKS:**

- Kang - Tsung Chang, Introduction to Geographic Information Systems, McGraw Hill Publishing, 2nd Edition, 2011.
- Ian Heywood, Sarah Cornelius, Steve Carver, Srinivasa Raju, “An Introduction Geographical Information Systems, Pearson Education, 2nd Edition,2007.

**REFERENCES:**

1. Lo. C. P., Albert K.W. Yeung, Concepts and Techniques of Geographic Information Systems, Prentice-Hall India Publishers, 2006

**CO – PO – PSO MAPPING: GEOGRAPHIC INFORMATION SYSTEM**

PO	Graduate Attribute	Course Outcome					Average
		CO1	CO2	CO3	CO4	CO5	
PO1	Engineering Knowledge	3	3	3	3	3	3
PO2	Problem Analysis				3	3	3
PO3	Design/Development of Solutions			3	3	3	3
PO4	Conduct Investigations of Complex Problems			3	3	3	3
PO5	Modern Tool Usage		3		3	3	3
PO6	The Engineer and Society						
PO 7	Environment and Sustainability						
PO 8	Ethics						
PO 9	Individual and Team Work						
PO 10	Communication						
PO 11	Project Management and Finance						
PO 12	Life-long Learning						
PSO 1	Knowledge of Geoinformatics discipline	3	3	3	3	3	3
PSO 2	Critical analysis of Geoinformatics Engineering problems and innovations	3	3	3	3	3	3
PSO 3	Conceptualization and evaluation of Design solutions	3	3	3	3	3	3

**OAI352****AGRICULTURE ENTREPRENEURSHIP DEVELOPMENT****L T P C****3 0 0 3****OBJECTIVES**

- To introduce the importance of Agri-business management, its characteristics and principles
- To impart knowledge on the functional areas of Agri-business like Marketing management, Product pricing methods and Market potential assessment.

**UNIT I ENTREPRENEURIAL ENVIRONMENT IN INDIAN CONTEXT****9**

Entrepreneur Development(ED): Concept of entrepreneur and entrepreneurship assessing overall business environment in Indian economy- Entrepreneurial and managerial characteristics- Entrepreneurship development programmers (EDP)-Generation incubation and commercialization of ideas and innovations- Motivation and entrepreneurship development- Globalization and the emerging business entrepreneurial environment.

**UNIT II AGRIPRNEURSHIP IN GLOBAL ARENA: LEGAL PERSPECTIVE****9**

Importance of agribusiness in Indian economy - International trade-WTO agreements- Provisions related to agreements in agricultural and food commodities - Agreements on Agriculture (AOA)- Domestic supply, market access, export subsidies agreements on sanitary and phyto-sanitary (SPS) measures, Trade related intellectual property rights (TRIPS).

**UNIT III ENTREPRENEURSHIP MANAGEMENT: FINANCIAL PERSPECTIVE 9**

Entrepreneurship - Essence of managerial Knowledge -Management functions- Planning-organizing-Directing-Motivation-ordering-leading-supervision- communication and control-Understanding Financial Aspects of Business - Importance of financial statements-liquidity ratios-leverage ratios, coverage ratios-turnover ratios-Profitability ratios. Agro-based industries-Project-Project cycle-Project appraisal and evaluation techniques-undiscounted measures-Payback period-proceeds per rupee of outlay, Discounted measures-Net Present Value (NPV)-Benefit-Cost Ratio(BCR)-Internal Rate of Return(IRR)-Net benefit investment ratio(N/K ratio)-sensitivity analysis.

**UNIT IV ENTREPRENEURIAL OPPORTUNITIES: ECONOMIC GROWTH PERSPECTIVE 9**

Managing an enterprise: Importance of planning, budgeting, monitoring evaluation and follow-up managing competition. Role of ED in economic development of a country- Overview of Indian social, political system and their implications for decision making by individual entrepreneurs-Economic system and its implication for decision making by individual entrepreneurs.

**UNIT V ENTREPRENEURIAL PROMOTION MEASURES AND GOVERNMENT SUPPORT 9**

Social responsibility of business. Morals and ethics in enterprise management- SWOT analysis-Government schemes and incentives for promotions of entrepreneurship. Government policy on small and medium enterprises (SMEs)/SSIs/MSME sectors- Venture capital (VC), contract framing (CF) and Joint Venture (JV), public-private partnerships (PPP) - overview of agricultural engineering industry, characteristics of Indian farm machinery industry.

**TOTAL: 45 PERIODS**

**COURSE OUTCOMES**

1. Judge about agricultural finance, banking and cooperation
2. Evaluate basic concepts, principles and functions of financial management
3. Improve the skills on basic banking and insurance schemes available to customers
4. Analyze various financial data for efficient farm management
5. Identify the financial institutions

**TEXT BOOKS**

1. Joseph L. Massie, 1995, "Essentials of Management", prentice Hall of India Pvt limited, New Delhi
2. Khanka S, 1999, Entrepreneurial Development, S, Chand and Co, New Delhi
3. Mohanty S K, 2007, Fundamentals of Entrepreneurship, Prentice Hall India, New Delhi.

**REFERENCES**

1. Harih S B, Conner U J and Schwab G D, 1981, Management of the Farm Business, Prentice Hall Inc, New Jersey
2. Omri Ralins, N.1980, Introduction to Agricultural: Prentice Hall Inc, New Jersey
3. Gittenger Price, 1989, Economic Analysis of Agricultural project, John Hopkins University, Press, London.
4. Thomas W Zimmer and Norman M Scarborough, 1996, Entrepreneurship, Prentice Hall, New Jersey.
5. Mar J Dollinger, 1999, Entrepreneurship strategies and resources, Prentice –Hall, Upper Saddal Rover, New Jersey.

**CO-PO MAPPING**

PO/PSO		CO1	CO2	CO3	CO4	CO5	Overall correlation of COs with POs
PO1	Engineering Knowledge	1	2	1	1	1	2
PO2	Problem Analysis	2	1	1	1	2	1
PO3	Design/ Development of Solutions	1	1	1	2	1	2
PO4	Conduct Investigations of Complex Problems	1	1	2	1	1	1
PO5	Modern Tool Usage	2	1	1	1	1	2
PO6	The Engineer and Society	1	2	1	2	1	1
PO7	Environment and sustainability	1	1	2	1	1	1
PO8	Ethics	1	2	1	1	1	1
PO9	Individual and team work:	1	1	1	2	1	1
PO10	Communication	1	1	1	1	2	1
PO11	Project management and finance	1	1	2	1	1	1
PO12	Life-long learning:	1	2	1	1	1	2
PSO1	To make expertise in design and engineering problem solving approach in agriculture with proper knowledge and skill	1	2	1	1	1	1
PSO2	To enhance students ability to formulate solutions to real-world problems pertaining to sustained agricultural productivity using modern technologies.	1	1	2	1	1	1
PSO3	To inculcate entrepreneurial skills through strong Industry-Institution linkage.	1	2	1	1	2	1

**OEN352****BIODIVERSITY CONSERVATION****L T P C****3 0 0 3****OBJECTIVE:**

The identification of different aspects of biological diversity and conservation techniques.

**UNIT I INTRODUCTION****9**

Concept of Species, Variation; Introduction to Major Plant Groups; Evolutionary relationships between Plant Groups; Nomenclature and History of plant taxonomy; Systems of Classification and their Application; Study of Plant Groups; Study of Identification Characters; Study of important families of Angiosperms; Plant Diversity Application.

**UNIT II INTRODUCTION TO ANIMAL DIVERSITY AND TAXONOMY****9**

Principles and Rules of Taxonomy; ICZN Rules, Animal Study Techniques; Concepts of Taxon, Categories, Holotype, Paratype, Topotype etc; Classification of Animal kingdom, Invertebrates, Vertebrates, Evolutionary relationships between Animal Groups.

**UNIT III MICROBIAL DIVERSITY****9**

Microbes and Earth History, Magnitude, Occurrence and Distribution. Concept of Species, Criteria for Classification, Outline Classification of Microorganisms (Bacteria, Viruses and Protozoa);

Criteria for Classification and Identification of Fungi; Chemical and Biochemical Methods of Microbial Diversity Analysis

**UNIT IV MEGA DIVERSITY**

**9**

Biodiversity Hot-spots, Floristic and Faunal Regions in India and World; IUCN Red List; Factors affecting Diversity, Impact of Exotic Species and Human Disturbance on Diversity, Dispersal, Diversity-Stability Relationship; Socio- economic Issues of Biodiversity; Sustainable Utilization of Bioresources; National Movements and International Convention/Treaties on Biodiversity.

**UNIT V CONSERVATIONS OF BIODIVERSITY**

**9**

In-Situ Conservation- National parks, Wildlife sanctuaries, Biosphere reserves; Ex-situ conservation- Gene bank, Cryopreservation, Tissue culture bank; Long term captive breeding, Botanical gardens, Animal Translocation, Zoological Gardens; Concept of Keystone Species, Endangered Species, Threatened Species, Rare Species, Extinct Species

**TOTAL: 45 PERIODS**

**TEXT BOOKS:**

1. A textbook of Botany: Angiosperms- Taxonomy, Anatomy, Economic Botany & Embryology. S. Chand, Limited, Pandey, B. P. January 2001
2. Principles of Systematic Zoology, Mcgraw-Hill College, Ashlock, P.D., Latest Edition.
3. Microbiology, MacGraw Hill Companies Inc, Prescott, L.M., Harley, J.P., and Klein D.A. (2022).
4. Microbiology, Pearson Publisher, Gerard J. Tortora, Berdell R. Funke, Christine L. Case, 13<sup>th</sup> Edition 2019

**REFERENCES:**

1. Ecological Census Technique: A Handbook, Cambridge University Press, Sutherland, W.
2. Encyclopedia of Biodiversity, Academic Press, Simonson Asher Levin.

**OUTCOMES**

Upon successful completion of this course, students will:

CO1: An insight into the structure and function of diversity for ecosystem stability.

CO2: Understand the concept of animal diversity and taxonomy

CO3: Understand socio-economic issues pertaining to biodiversity

CO4: An understanding of biodiversity in community resource management.

CO5: Student can apply fundamental knowledge of biodiversity conservation to solve problems associated with infrastructure development.

**CO's- PO's & PSO's MAPPING**

CO's	PO's												PSO's		
	1	2	3	4	5	6	7	8	9	10	11	12	1	2	3
1		2						2		2			2	2	
2		2		2	2	2							3	2	
3				2		2							3	2	3
4	3	2			2			2	2	2	2		3	2	3
5		2	3	2			1					1		2	
<b>Avg.</b>	<b>3</b>	<b>2</b>	<b>3</b>	<b>2</b>	<b>2</b>	<b>2</b>	<b>1</b>	<b>2</b>	<b>2</b>	<b>2</b>	<b>2</b>	<b>1</b>	<b>3</b>	<b>2</b>	<b>3</b>

1.low, 2-medium, 3-high, '-'- no correlation

Note: The average value of this course to be used for program articulation matrix.

**OBJECTIVES**

- To impart knowledge on various representations of systems.
- To familiarize time response analysis of LTI systems and steady state error.
- To analyze the frequency responses and stability of the systems
- To analyze the stability of linear systems in frequency domain and time domain
- To develop linear models mainly state variable model and transfer function model

**UNIT I MATHEMATICAL MODELS OF PHYSICAL SYSTEMS 9**

Definition & classification of system – terminology & structure of feedback control theory – Analogous systems - Physical system representation by Differential equations – Block diagram reduction–Signal flow graphs.

**UNIT II TIME RESPONSE ANALYSIS & ROOT LOCUS TECHNIQUE 9**

Standard test signals – Steady state error & error constants – Time Response of I and II order system–Root locus–Rules for sketching root loci.

**UNIT III FREQUENCY RESPONSE ANALYSIS 9**

Correlation between Time & Frequency response – Polar plots – Bode Plots – Determination of Transfer Function from Bode plot.

**UNIT IV STABILITY CONCEPTS & ANALYSIS 9**

Concept of stability – Necessary condition – RH criterion – Relative stability – Nyquist stability criterion – Stability from Bode plot – Relative stability from Nyquist & Bode – Closed loop frequency response.

**UNIT V STATE VARIABLE ANALYSIS 9**

Concept of state – State Variable & State Model – State models for linear & continuous time systems–Solution of state & output equation–controllability & observability.

**TOTAL : 45 PERIODS****OUTCOMES:**

Ability to

CO1: Design the basic mathematical model of physical System.

CO2: Analyze the time response analysis and techniques.

CO3: Analyze the transfer function from different plots.

CO4: Apply the stability concept in various criterion.

CO5: Assess the state models for linear and continuous Systems.

**TEXTBOOKS**

1. Farid Golnarghi , Benjamin C. Kuo, Automatic Control Systems Paper back McGraw Hill Education, 2018.
2. Katsuhiko Ogata, 'Modern Control Engineering', Pearson, 5<sup>th</sup> Edition 2015.
3. J. Nagrath and M. Gopal, Control Systems Engineering (Multi Colour Edition), New Age International, 2018.

**REFERENCES**

1. Richard C. Dorf and Robert H. Bishop, Modern Control Systems, Pearson Education, 2010.
2. Control System Dynamics" by Robert Clark, Cambridge University Press, 1996 USA.
3. John J. D'Azzo, Constantine H. Houpis and Stuart N. Sheldon, Linear Control System Analysis and Design, 5<sup>th</sup> Edition, CRC PRESS, 2003.
4. S. Palani, Control System Engineering, McGraw-Hill Education Private Limited, 2009.
5. Yaduvir Singh and S. Janardhanan, Modern Control, Cengage Learning, First Impression 2010.

	PO1	PO2	PO3	PO4	PO5	PO6	PO7	PO8	PO9	PO10	PO11	PO12	PSO1	PSO2	PSO3
CO1	3	3	3	2	2							2	3	3	3
CO2	3	3	2	3	1								3	3	3
CO3	3	3	3	2	2								3	3	3
CO4	3	3	3	2	2							2	3	3	3
CO5	3	3	3	1	1							1	3	3	3
													3	3	3

**OEI354 INTRODUCTION TO INDUSTRIAL AUTOMATION SYSTEMS**

**LT P C  
3 0 03**

**COURSE OBJECTIVES:**

1. To educate on design of signal conditioning circuits for various applications.
2. To Introduce signal transmission techniques and their design.
3. Study of components used in data acquisition systems interface techniques
4. To educate on the components used in distributed control systems
5. To introduce the communication buses used in automation industries.

**UNIT I INTRODUCTION**

**9**

Automation overview, Requirement of automation systems, Architecture of Industrial Automation system, Introduction of PLC and supervisory control and data acquisition (SCADA). Industrial bus systems : Modbus & Profibus

**UNIT II AUTOMATION COMPONENTS**

**9**

Sensors for temperature, pressure, force, displacement, speed, flow, level, humidity and pH measurement. Actuators, process control valves, power electronics devices DIAC, TRIAC, power MOSFET and IGBT. Introduction of DC and AC servo drives for motion control.

**UNIT III COMPUTER AIDED MEASUREMENT AND CONTROL SYSTEMS**

**9**

Role of computers in measurement and control, Elements of computer aided measurement and control, man-machine interface, computer aided process control hardware, process related interfaces, Communication and networking, Industrial communication systems, Data transfer techniques, Computer aided process control software, Computer based data acquisition system, Internet of things (IoT) for plant automation.

**UNIT IV PROGRAMMABLE LOGIC CONTROLLERS**

**9**

Programmable controllers, Programmable logic controllers, Analog digital input and output modules, PLC programming, Ladder diagram, Sequential flow chart, PLC Communication and networking, PLC selection, PLC Installation, Advantage of using PLC for Industrial automation, Application of PLC to process control industries.

**UNIT V DISTRIBUTED CONTROL SYSTEM**

**9**

Overview of DCS, DCS software configuration, DCS communication, DCS Supervisory Computer Tasks, DCS integration with PLC and Computers, Features of DCS, Advantages of DCS.

**TOTAL:45 PERIODS**

**SKILL DEVELOPMENT ACTIVITIES (Group Seminar/Mini Project/Assignment/Content Preparation / Quiz/ Surprise Test / Solving GATE questions/ etc)**

**5**

1. Market survey of the recent PLCs and comparison of their features.
2. Summarize the PLC standards



3. Familiarization of any one programming language (Ladder diagram/ Sequential Function Chart/ Function Block Diagram/ Equivalent open source software)
4. Market survey of Industrial Data Networks.

**COURSE OUTCOMES:**

**Students able to**

- CO1** Design a signal conditioning circuits for various application (L3).
- CO2** Acquire a detail knowledge on data acquisition system interface and DCS system (L2).
- CO3** Understand the basics and Importance of communication buses in applied automation Engineering (L2).
- CO4** Ability to design PLC Programmes by Applying Timer/Counter and Arithmetic and Logic Instructions Studied for Ladder Logic and Function Block.(L3)
- CO5** Able to develop a PLC logic for a specific application on real world problem. (L5)

**TEXT BOOKS:**

1. S.K.Singh, “Industrial Instrumentation”, Tata Mcgraw Hill, 2nd edition companies,2003.
2. C D Johnson, “Process Control Instrumentation Technology”, Prentice Hall India,8th Edition, 2006.
3. E.A.Parr, Newnes ,NewDelhi,“Industrial Control Handbook”,3rd Edition, 2000.

**REFERENCES:**

1. John W. Webb and Ronald A. Reis, “Programmable Logic Controllers: Principles and Applications”, 5th Edition, Prentice Hall Inc., New Jersey, 2003.
2. Frank D. Petruzella, “Programmable Logic Controllers”, 5th Edition, McGraw- Hill, New York, 2016.
3. Krishna Kant, “Computer - Based Industrial Control”, 2nd Edition, Prentice Hall, New Delhi, 2011.
4. Gary Dunning, Thomson Delmar,“Programmable Logic Controller”, CeneageLearning, 3 rd Edition,2005.

**List of Open Source Software/ Learning website:**

1. <https://archive.nptel.ac.in/courses/108/105/108105062/>
2. <https://nptel.ac.in/courses/108105063>
3. <https://www.electrical4u.com/industrial-automation/>
4. <https://realpars.com/what-is-industrial-automation/>
5. <https://automationforum.co/what-is-industrial-automation-2/>

**CO's- PO's & PSO's MAPPING**

CO's	PO's												PSO's		
	1	2	3	4	5	6	7	8	9	10	11	12	1	2	3
<b>CO1</b>	3	2	2	2	1	1	-	1	-	1	-	1	1	-	1
<b>CO2</b>	3	1	1	-	1	-	-	1	-	1	-	-	1	-	1
<b>CO3</b>	3	-	1	-	1	-	-	1	-	1	-	-	1	-	1
<b>CO4</b>	3	3	3	3	1			1		1			1		1
<b>CO5</b>	3	3	3	3	1	1		1		1			1		1
<b>AVg.</b>	3	2.25	2	2.6	1	1	-	1	-	1	-	-	1	-	1

**OBJECTIVES**

The course aims to

- acquaint and equip the students with different techniques of measurement of engineering properties.
- make the students understand the nature of food constituents in the design of processing equipment

**UNIT I****9**

Engineering properties of food materials: physical, thermal, aerodynamic, mechanical, optical and electromagnetic properties.

**UNIT II****9**

Drying and dehydration: Basic drying theory, heat and mass transfer in drying, drying rate curves, calculation of drying times, dryer efficiencies; classification and selection of dryers; tray, vacuum, osmotic, fluidized bed, pneumatic, rotary, tunnel, trough, bin, belt, microwave, IR, heat pump and freeze dryers; dryers for liquid: Drum or roller dryer, spray dryer and foammat dryers

**UNIT III****9**

Size reduction: Benefits, classification, determination and designation of the fineness of ground material, sieve/screen analysis, principle and mechanisms of comminution of food, Rittinger's, Kick's and Bond's equations, work index, energy utilization; Size reduction equipment: Principal types, crushers (jaw crushers, gyratory, smooth roll), hammer mills and impactors, attrition mills, buhr mill, tumbling mills, tumbling mills, ultra fine grinders, fluid jet pulverizer, colloid mill, cutting machines (slicing, dicing, shredding, pulping)

**UNIT IV****9**

Mixing: theory of solids mixing, criteria of mixer effectiveness and mixing indices, rate of mixing, theory of liquid mixing, power requirement for liquids mixing; Mixing equipment: Mixers for low- or medium-viscosity liquids (paddle agitators, impeller agitators, powder-liquid contacting devices, other mixers), mixers for high viscosity liquids and pastes, mixers for dry powders and particulate solids.

**UNIT V****9**

Mechanical Separations: Theory, centrifugation, liquid-liquid centrifugation, liquid-solid centrifugation, clarifiers, desludging and decanting machine, Filtration: Theory of filtration, rate of filtration, pressure drop during filtration, applications, constant-rate filtration and constant-pressure filtration, derivation of equation; Filtration equipment; plate and frame filter press, rotary filters, centrifugal filters and air filters, filter aids, Membrane separation: General considerations, materials for membrane construction, ultra-filtration, microfiltration, concentration, polarization, processing variables, membrane fouling, applications of ultra-filtration in food processing, reverse osmosis, mode of operation, and applications; Membrane separation methods, demineralization by electro-dialysis, gel filtration, ion exchange, per-evaporation and osmotic dehydration.

**TOTAL: 45 PERIODS****COURSE OUTCOMES:**

At the end of the course the students will be able to

CO1 understand the importance of food polymers

CO2 understand the effect of various methods of processing on the structure and texture of food materials

CO3 understand the interaction of food constituents with respect to thermal, electrical properties to develop new technologies for processing and preservation.

## TEXTBOOKS:

1. R.L. Earle. 2004. Unit Operations in Food Processing. The New Zealand Institute of Food Science & Technology, Nz. Warren L. McCabe, Julian Smith, Peter Harriott. 2004.
2. Unit Operations of Chemical Engineering, 7th Ed. McGraw-Hill, Inc., NY, USA. Christie John Geankoplis. 2003.
3. Transport Processes and Separation Process Principles (Includes Unit Operations), 4th Ed. Prentice-Hall, NY, USA.
4. George D. Saravacos and Athanasios E. Kostaropoulos. 2002. Handbook of Food Processing Equipment. Springer Science+Business Media, New York, USA.
5. J. F. Richardson, J. H. Harker and J. R. Backhurst. 2002. Coulson & Richardson's Chemical Engineering, Vol. 2, Particle Technology and Separation Processes, 5th Ed.

**OFD355**

**FOOD SAFETY AND QUALITY REGULATIONS**

**L T P C  
3 0 0 3**

## OBJECTIVES:

- To characterize different type of food hazards, physical, chemical and biological in the industry and food service establishments
- To help become skilled in systems for food safety surveillance
- To be aware of the regulatory and statutory bodies in India and the world
- To ensure processed food meets global standards

## UNIT I

**10**

Introduction to food safety and security: Hygienic design of food plants and equipments, Food Contaminants (Microbial, Chemical, Physical), Food Adulteration (Common adulterants), Food Additives (functional role, safety issues), Food Packaging & labeling. Sanitation in warehousing, storage, shipping, receiving, containers and packaging materials. Control of rats, rodents, mice, birds, insects and microbes. Cleaning and Disinfection, ISO 22000 – Importance and Implementation

## UNIT II

**8**

Food quality: Various Quality attributes of food, Instrumental, chemical and microbial Quality control. Sensory evaluation of food and statistical analysis. Water quality and other utilities.

## UNIT III

**9**

Critical Quality control point in different stages of production including raw materials and processing materials. Food Quality and Quality control including the HACCP system. Food inspection and Food Law, Risk assessment – microbial risk assessment, dose response and exposure response modelling, risk management, implementation of food surveillance system to monitor food safety, risk communication

## UNIT IV

**9**

Indian and global regulations: FAO in India, Technical Cooperation programmes, Bio-security in Food and Agriculture, World Health Organization (WHO), World Animal Health Organization (OIE), International Plant Protection Convention (IPPC)

## UNIT V

**9**

Codex Alimentarius Commission - Codex India – Role of Codex Contact point, National Codex contact point (NCCP), National Codex Committee of India – ToR, Functions, Shadow Committees etc.

**TOTAL: 45 PERIODS**

## COURSE OUTCOMES:

CO1 Thorough Knowledge of food hazards, physical, chemical and biological in the industry and food service establishments

CO2 Awareness on regulatory and statutory bodies in India and the world

## REFERENCES:

1. Handbook of food toxicology by S. S. Deshpande, 2002
2. The food safety information handbook by Cynthia A. Robert, 2009
3. Nutritional and safety aspects of food processing by Tannenbaum SR, Marcel Dekker Inc., New York 1979
4. Microbiological safety of Food by Hobbs BC, 1973
5. Food Safety Handbook by Ronald H. Schmidt, Gary E. Rodrick, A John Wiley & Sons Publication, 2003

**OPY353**

**NUTRACEUTICALS**

**L T P C**  
**3 0 0 3**

## OBJECTIVES:

- To understand the basic concepts of Nutraceuticals and functional food, their chemical nature and methods of extraction.
- To understand the role of Nutraceuticals and functional food in health and disease.

### **UNIT I INTRODUCTION AND SIGNIFICANCE**

**6**

Introduction to Nutraceuticals and functional foods; importance, history, definition, classification, list of functional foods and their benefits, Phytochemicals, zoochemicals and microbes in food, plants, animals and microbes.

### **UNIT II PHYTOCHEMICALS AS NUTRACEUTICALS**

**11**

Phytoestrogens in plants; isoflavones; flavonols, polyphenols, tannins, saponins, lignans, lycopene, chitin, carotenoids. Manufacturing practice of selected nutraceuticals such as lycopene, isoflavonoids, glucosamine, phytosterols. Formulation of functional foods containing nutraceuticals - stability, analytical and labelling issues.

### **UNIT III ASSESSMENT OF ANTIOXIDANT ACTIVITY**

**11**

In vitro and in vivo methods for the assessment of antioxidant activity, Comparison of different *in vitro* methods to evaluate the antioxidant, antioxidant mechanism, Prediction of the antioxidant activity of natural phenolics from electrotopological state indices, Optimising phytochemical release by process technology; Variation of Antioxidant Activity during technological treatments, new food grade peptidases from plant sources.

### **UNIT IV ROLE IN HEALTH AND DISEASE**

**11**

The health benefit of - Soy protein, Spirulina, Tea, Olive oil, plant sterols, Broccoli, omega3 fatty acid and eicosanoids. Nutraceuticals and Functional foods in Gastrointestinal disorder, Cancer, CVD, Diabetic Mellitus, HIV and Dental disease; Importance and function of probiotic, prebiotic and synbiotic and their applications, Functional foods and immune competence; role and use in obesity and nervous system disorders.

### **UNIT V SAFETY ISSUES**

**6**

Health Claims, Adverse effects and toxicity of nutraceuticals, regulations and safety issues International and national.

**TOTAL: 45 PERIODS**

## TEXT BOOKS:

1. Bisset, Normal Grainger and Max Wich H "Herbal Drugs and Phytopharmaceuticals", 2nd

- Edition, CRC, 2001.
- Handbook of Nutraceuticals and Functional Foods: Robert Wildman, CRC, Publications. 2006
  - WEBB, PP, Dietary Supplements and Functional Foods Blackwell Publishing Ltd (United Kingdom), 2006
  - Ikan, Raphael "Natural Products: A Laboratory Guide", 2nd Edition, Academic Press / Elsevier, 2005.

**REFERENCES:**

- Asian Functional Foods (Nutraceutical Science and Technology) by John Shi (Editor), Fereidoon Shahidi (Editor), Chi-Tang Ho (Editor), CRC Publications, Taylor & Francis, 2007
- Functional Foods and Nutraceuticals in Cancer Prevention by Ronald Ross Watson (Author), Blackwell Publishing, 2007
- Marketing Nutrition: Soy, Functional Foods, Biotechnology, and Obesity by Brian Wansink.
- Functional foods: Concept to Product: Edited by G R Gibson and C M Williams, Wood head Publ., 2000
- Hanson, James R. "Natural Products: The Secondary Metabolites", Royal Society of Chemistry, 2003.

**COURSE OUTCOME - NUTRACEUTICALS**

- CO 1** acquire knowledge about the Nutraceuticals and functional foods, their classification and benefits.
- CO 2** acquire knowledge of phytochemicals, zoochemicals and microbes in food, plants, animals and microbes
- CO 3** attain the knowledge of the manufacturing practices of selected nutraceutical components and formulation considerations of functional foods.
- CO 4** distinguish the various *In vitro* and *In vivo* assessment of Antioxidant activity of compounds from plant sources.
- CO 5** gain information about the health benefits of various functional foods and nutraceuticals in the prevention and treatment of various lifestyle diseases.
- CO 6** Attain the knowledge of the regulatory and safety issues of nutraceuticals at national and international level.

<b>CO – PO MAPPING</b>												
<b>NUTRACEUTICALS</b>												
<b>Course outcome</b>	PO1	PO2	PO 3	PO 4	PO 5	PO6	PO 7	PO8	PO 9	PO10	PO11	PO12
<b>CO 1</b>	3											1
<b>CO 2</b>	3											1
<b>CO 3</b>	3					2						
<b>CO 4</b>	3											
<b>CO 5</b>	3					2						1
<b>CO 6</b>	3							2				1

**UNIT I INTRODUCTION 8**

Units of energy, conversion factors, general classification of energy, world energy resources and energy consumption, Indian energy resources and energy consumption, energy crisis, energy alternatives, Renewable and non-renewable energy sources and their availability. Prospects of Renewable energy sources

**UNIT II CONVENTIONAL ENERGY 8**

Conventional energy resources, Thermal, hydel and nuclear reactors, thermal, hydel and nuclear power plants, efficiency, merits and demerits of the above power plants, combustion processes, fluidized bed combustion.

**UNIT III NON-CONVENTIONAL ENERGY 10**

Solar energy, solar thermal systems, flat plate collectors, focusing collectors, solar water heating, solar cooling, solar distillation, solar refrigeration, solar dryers, solar pond, solar thermal power generation, solar energy application in India, energy plantations. Wind energy, types of windmills, types of wind rotors, Darrieus rotor and Gravian rotor, wind electric power generation, wind power in India, economics of wind farm, ocean wave energy conversion, ocean thermal energy conversion, tidal energy conversion, geothermal energy.

**UNIT IV BIOMASS ENERGY 10**

Biomass energy resources, thermo-chemical and biochemical methods of biomass conversion, combustion, gasification, pyrolysis, biogas production, ethanol, fuel cells, alkaline fuel cell, phosphoric acid fuel cell, molten carbonate fuel cell, solid oxide fuel cell, solid polymer electrolyte fuel cell, magneto hydrodynamic power generation, energy storage routes like thermal energy storage, chemical, mechanical storage and electrical storage.

**UNIT V ENERGY CONSERVATION 9**

Energy conservation in chemical process plants, energy audit, energy saving in heat exchangers, distillation columns, dryers, ovens and furnaces and boilers, steam economy in chemical plants, energy conservation.

**TOTAL: 45 PERIODS****OUTCOMES:**

On completion of the course, the students will be able to

CO1: Students will be able to describe the fundamentals and main characteristics of renewable energy sources and their differences compared to fossil fuels.

CO2: Students will excel as professionals in the various fields of energy engineering

CO3: Compare different renewable energy technologies and choose the most appropriate based on local conditions.

CO4: Explain the technological basis for harnessing renewable energy sources.

CO5: Identify and critically evaluate current developments and emerging trends within the field of renewable energy technologies and to develop in-depth technical understanding of energy problems at an advanced level.

**TEXT BOOKS**

1. Rao, S. and Parulekar, B.B., Energy Technology, Khanna Publishers, 2005.
2. Rai, G.D., Non-conventional Energy Sources, Khanna Publishers, New Delhi, 1984.
3. Bansal, N.K., Kleeman, M. and Meliss, M., Renewable Energy Sources and Conversion Technology, Tata McGraw Hill, 1990.
4. Nagpal, G.R., Power Plant Engineering, Khanna Publishers, 2008.

**REFERENCES**

1. Nejat Vezirog, Alternate Energy Sources, IT, McGraw Hill, New York.

2. El. Wakil, Power Plant Technology, Tata McGraw Hill, New York, 2002.
3. Sukhatme. S.P., Solar Energy - Thermal Collection and Storage, Tata McGraw hill, New Delhi, 1981.

### Course articulation matrix

Course Outcomes	Program Outcomes															
	Statements	PO 1	PO 2	PO 3	PO 4	PO 5	PO 6	PO 7	PO 8	PO 9	PO 10	PO 11	PO 12	PS O1	PS O2	PS O3
CO1	Students will be able to describe the fundamentals and main characteristics of renewable energy sources and their differences compared to fossil fuels.	2	3	2	3	3	-	-	-	1	1	-	3	1	1	3
CO2	Students will excel as professionals in the various fields of energy engineering	2	3	1	3	3	-	-	-	1	1	-	3	2	1	3
CO3	Compare different renewable energy technologies and choose the most appropriate based on local conditions.	2	2	2	3	3	1	1	-	1	1	-	3	2	1	3
CO4	Explain the technological basis for harnessing renewable energy sources.	2	2	1	3	3	1	1	1	1	-	1	3	1	1	3
CO5	Identify and critically evaluate current developments and emerging trends within the field of renewable energy technologies and to develop in-depth technical understanding of energy problems at an advanced level	2	2	1	3	3	1	1	1	1	-	1	3	2	1	3
OVERALL CO		2	2	1	3	3	2	2	1	1	1	1	3	2	1	3

1, 2 and 3 are correlation levels with weightings as Slight (Low), Moderate (Medium) and Substantial (High) respectively

PROGRESS THROUGH KNOWLEDGE

**OCH354**

**SURFACE SCIENCE**

**L T P C**  
**3 0 0 3**

#### OBJECTIVE:

- To enable the students to analyze properties of a surfaces and correlate them to structure, chemistry, and physics and surface modification technique.

#### UNIT I SURFACE STRUCTURE AND EXPERIMENTAL PROBES

**9**

Relevance of surface science to Chemical and Electrochemical Engineering, Heterogeneous Catalysis and Nanoscience; Surface structure and reconstructions, adsorbate structure, Band and Vibrational structure, Importance of UHV techniques, Electronic probes and molecular beams, Scanning probes and diffraction, Qualitative introduction to electronic and vibrational spectroscopy

**UNIT II      ADSORPTION, DYNAMICS, THERMODYNAMICS AND KINETICS AT SURFACES      9**

Interactions at the surface, Physisorption, Chemisorption, Diffusion, dynamics and reactions of atoms/molecules on surfaces, Generic reaction mechanism on surfaces, Adsorption isotherms, Kinetics of adsorption, Use of temperature desorption methods

**UNIT III      LIQUID INTERFACES      9**

Structure and Thermodynamics of liquid-solid interface, Self-assembled monolayers, Electrified interfaces, Charge transfer at the liquid-solid interfaces, Photoelectrochemical processes, Gratzel cells

**UNIT IV      HETEROGENEOUS CATALYSIS      9**

Characterization of heterogeneous catalytic processes, Microscopic kinetics to catalysis, Overview of important heterogeneous catalytic processes: Haber-Bosch, Fischer-Tropsch and Automotive catalysis, Role of promoters and poisons, Bimetallic surfaces, surface functionalization and clusters in catalysis, Role of Sabatier principle in catalyst design, Rate oscillations and spatiotemporal pattern formation

**UNIT V      EPITAXIAL GROWTH AND NANO SURFACE-STRUCTURES      9**

Origin of surface forces, Role of stress and strain in epitaxial growth, Energetic and growth modes, Nucleation theory, Nonequilibrium growth modes, MBE, CVD and ablation techniques, Catalytic growth of nanotubes, Etching of surfaces, Formation of nanopillars and nanorods and its application in photoelectrochemical processes, Polymer surfaces and biointerfaces.

**TOTAL: 45 PERIODS**

**OUTCOME:**

- Upon completion of this course, the students can understand, predict and design surface properties based on surface structure. Students would understand the physics and chemistry behind surface phenomena

**TEXT BOOK:**

1. K. W. Kolasinski, "Surface Science: Foundations of catalysis and nanoscience" II Edition, John Wiley & Sons, New York, 2008.

**REFERENCE:**

1. Gabor A. Somorjai and Yimin Li "Introduction to Surface Chemistry and catalysis", II Edition John Wiley & Sons, New York, 2010.

**OPE353**

**INDUSTRIAL SAFETY**

**L T P C**

**3 0 0 3**

**OBJECTIVES:**

- To educate about the health hazards and the safety measures to be followed in the industrial environment.
- Describe industrial legislations (Factories Acts, Workmen's Compensation and other laws) enacted for the protection of employees health at work settings
- Describe methods of prevention and control of Occupational Health diseases, accidents / emergencies and other hazards

**UNIT I      INTRODUCTION      9**

Need for developing Environment, Health and Safety systems in work places - Accident Case Studies - Status and relationship of Acts - Regulations and Codes of Practice - Role of trade union safety representatives. International initiatives - Ergonomics and work place.



**UNIT II OCCUPATIONAL HEALTH AND HYGIENE 9**

Definition of the term occupational health and hygiene - Categories of health hazards - Exposure pathways and human responses to hazardous and toxic substances - Advantages and limitations of environmental monitoring and occupational exposure limits - Hierarchy of control measures for occupational health risks - Role of personal protective equipment and the selection criteria - Effects on humans - control methods and reduction strategies for noise, radiation and excessive stress.

**UNIT III WORKPLACE SAFETY AND SAFETY SYSTEMS 9**

Features of Satisfactory and Safe design of work premises – good housekeeping - lighting and colour, Ventilation and Heat Control – Electrical Safety – Fire Safety – Safe Systems of work for manual handling operations – Machine guarding – Working at different levels – Process and System Safety.

**UNIT IV HAZARDS AND RISK MANAGEMENT 9**

Safety appraisal - analysis and control techniques – plant safety inspection – Accident investigation - Analysis and Reporting – Hazard and Risk Management Techniques – major accident hazard control – Onsite and Offsite emergency Plans.

**UNIT V ENVIRONMENTAL HEALTH AND SAFETY MANAGEMENT 9**

Concept of Environmental Health and Safety Management – Elements of Environmental Health and Safety Management Policy and methods of its effective implementation and review – Elements of Management Principles – Education and Training – Employee Participation.

**TOTAL: 45 PERIODS**

**OUTCOMES:**

After completion of this course, the student is expected to be able to:

- Describe, with example, the common work-related diseases and accidents in occupational setting
- Name essential members of the Occupational Health team
- What roles can a community health practitioners play in an Occupational setting to ensure the protection, promotion and maintenance of the health of the employee

**OPE354 UNIT OPERATIONS IN PETRO CHEMICAL INDUSTRIES L T P C  
3 0 0 3**

**OBJECTIVES:**

- To impart to the student basic knowledge on fluid mechanics, mechanical operations, heat transfer operations and mass transfer operations.

**UNIT I FLUID MECHANICS CONCEPTS 9**

Fluid definition and classification of fluids, types of fluids, Rheological behaviour of fluids & Newton's Law of viscosity. Fluid statics-Pascal's law, Hydrostatic equilibrium, Barometric equation and pressure measurement(problems),Basic equations of fluid flow - Continuity equation, Euler's equation and Bernoulli equation; Types of flow - laminar and turbulent; Reynolds experiment; Flow through circular and non-circular conduits - Hagen Poiseuille equation (no derivation). Flow through stagnant fluids – theory of Settling and Sedimentation – Equipment (cyclones, thickeners) Conceptual numericals.

**UNIT II FLOW MEASUREMENTS & MECHANICAL OPERATIONS 9**

Different types of flow measuring devices (Orifice meter, Venturimeter, Rotameter) with derivations, flow measurements –. Pumps – types of pumps (Centrifugal & Reciprocating pumps),

Energy calculations and characteristics of pumps. Size reduction—characteristics of comminute products, sieve analysis, Properties and handling of particulate solids – characterization of solid particles, average particle size, screen analysis- Conceptual numerical of differential and cumulative analysis. Size reduction, crushing laws, working principle of ball mill. Filtration & types, filtration equipments (plate and frame, rotary drum). Conceptual numericals.

**UNIT III CONDUCTIVE & CONVECTIVE HEAT TRANSFER 9**

Modes of heat transfer; Conduction – steady state heat conduction through unilayer and multilayer walls, cylinders; Insulation, critical thickness of insulation. Convection- Forced and Natural convection, principles of heat transfer co-efficient, log mean temperature difference, individual and overall heat transfer co-efficient, fouling factor; Condensation – film wise and drop wise (no derivation). Heat transfer equipments – double pipe heat exchanger, shell and tube heat exchanger (with working principle and construction with applications).

**UNIT IV BASICS OF MASS TRANSFER 9**

Diffusion-Fick's law of diffusion. Types of diffusion. Steady state molecular diffusion in fluids at rest and laminar flow (stagnant / unidirection and bi direction). Measurement of diffusivity, Mass transfer coefficients and their correlations. Conceptual numerical.

**UNIT V MASS TRANSFER OPERATIONS 9**

Basic concepts of Liquid-liquid extraction – equilibrium, stage type extractors (belt extraction and basket extraction). Distillation – Methods of distillation, distillation of binary mixtures using McCabe Thiele method. Drying- drying operations, batch and continuous drying. Conceptual numerical.

**TOTAL: 45 PERIODS**

**COURSE OUTCOMES:**

At the end of the course the student will be able to:

- State and describe the nature and properties of the fluids.
- Study the different flow measuring instruments, the principles of various size reductions, conveying equipment's, sedimentation and mixing tanks.
- Comprehend the laws governing the heat and mass transfer operations to solve the problems.
- Design the heat transfer equipment suitable for specific requirement.

**TEXTBOOK(S)**

1. Unit operations in Chemical Engineering Warren L. McCabe, Julian C. Smith & Peter Harriot McGraw-Hill Education (India) Edition 2014
2. Fluid Mechanics K L Kumar S Chand & Company Ltd 2008
3. Introduction to Chemical Engineering Badger W.I. and Banchero, J.T., Tata McGraw Hill New York 1997

**REFERENCE BOOKS**

1. Principles of Unit Operations Alan S Foust, L.A. Wenzel, C.W. Clump, L. Maus, and L.B. Anderson John Wiley & Sons 2nd edition 2008
2. Unit Operations of Chemical Engineering, Vol I & II Chattopadhyaya Khanna Publishers, Delhi-6 1996
3. Heat Transfer J P Holman McGraw Hill International Ed

**OPT352**

**PLASTIC MATERIALS FOR ENGINEERS**

**L T P C  
3 0 0 3**

**COURSE OBJECTIVES**

- Understand the advantages, disadvantages and general classification of plastic materials
- To know the manufacturing, sources, and applications of engineering thermoplastics

- Understand the basics as well as the advanced applications of various plastic materials in the industry
- To understand the preparation methods of thermosetting materials
- Select suitable specialty plastics for different end applications

**UNIT I INTRODUCTION TO PLASTIC MATERIALS 9**

Introduction to Plastics – Brief history of plastics, advantages and disadvantages, thermoplastic and thermosetting behavior, amorphous polymers, crystalline polymers and cross-linked structures. General purpose thermoplastics/ Commodity plastics: manufacture, structure, properties and applications of polyethylene (PE), cross-linked PE, chlorinated PE, polypropylene, polyvinyl chloride-compounding, formulation, polypropylene (PP)

**UNIT II ENGINEERING THERMOPLASTICS AND APPLICATIONS 9**

Engineering thermoplastics – Aliphatic polyamides: structure, properties, manufacture and applications of Nylon 6, Nylon 66. Polyesters: manufacture, structure, properties and uses of PET, PBT. Manufacture, structure, properties and uses of Polycarbonates, acetal resins, polyimides, PMMA, polyphenylene oxide, thermoplastic polyurethane (PU)

**UNIT III THERMOSETTING PLASTICS 9**

Thermosetting Plastics – Manufacture, curing, moulding powder, laminates, properties and uses of phenol formaldehyde resins, urea formaldehyde, melamine formaldehyde, unsaturated polyester resin, epoxy resin, silicone resins, polyurethane resins.

**UNIT IV MISCELLANEOUS PLASTICS FOR END APPLICATIONS 9**

Miscellaneous plastics- Manufacture, properties and uses of polystyrene, HIPS, ABS, SAN, poly(tetrafluoroethylene) (PTFE), TFE and copolymers, PVDF, PVA, poly (vinyl acetate), poly (vinyl carbazole), cellulose acetate, PEEK, High energy absorbing polymers, super absorbent polymers- their synthesis, properties and applications

**UNIT V PLASTICS MATERIALS FOR BIOMEDICAL APPLICATIONS 9**

Sources, raw materials, methods of manufacturing, properties and applications of bio-based polymers- poly lactic acid (PLA), poly hydroxy alkanooates (PHA), PBAT, bioplastics- bio-PE, bio-PP, bio-PET, polymers for biomedical applications

**TOTAL: 45 PERIODS**

**COURSE OUTCOMES**

- To study the importance, advantages and classification of plastic materials
- Summarize the raw materials, sources, production, properties and applications of various engineering thermoplastics
- To understand the application of polyamides, polyesters and other engineering thermoplastics, thermosetting resins
- Know the manufacture, properties and uses of thermosetting resins based on polyester, epoxy, silicone and PU
- To understand the engineering applications of various polymers in miscellaneous areas and applications of different biopolymers

**REFERENCES**

1. Marianne Gilbert (Ed.), Brydson's Plastics Materials, 8<sup>th</sup> Edn., Elsevier (2017).
2. J.A.Brydson, Plastics Materials, 7<sup>th</sup> Edn., Butterworth Heinemann (1999).
3. Manas Chanda, Salil K. Roy, Plastics Technology Handbook, 4<sup>th</sup> Edn., CRC press (2006).
4. A. Brent Strong, Plastics: Materials and Processing, 3<sup>rd</sup> Edn., Pearson Prentice Hall (2006).
5. Olagoke Olabisi, Kolapo Adewale (Eds.), Handbook of Thermoplastics 2<sup>nd</sup> Edn., CRC press(2016).
6. Charles A. Harper, Modern Plastics Handbook, McGraw-Hill, New York, 1999.
7. H. Dominighaus, Plastics for Engineers, Hanser Publishers, Munich, 1988.

**COURSE OBJECTIVES**

- To understand the relevance of standards and specifications as well as the specimen preparation for polymer testing.
- To study the mechanical properties and testing of polymer materials and their structural property relationships.
- To understand the thermal properties of polymers and their testing methods.
- To gain knowledge on the electrical and optical properties of polymers and their testing methods.
- To study about the environmental effects and prevent polymer degradation.

**UNIT I INTRODUCTION TO CHARACTERIZATION AND TESTING OF POLYMERS 9**

Introduction- Standard organizations: BIS, ASTM, ISO, BS, DIN etc. Standards and specifications. Importance of standards in the quality control of polymers and polymer products. Preparation of test pieces, conditioning and test atmospheres. Tests on elastomers: processability parameters of rubbers – plasticity, Mooney viscosity, scorch time, cure time, cure rate index, Processability tests carried out on thermoplastics and thermosets: MFI, cup flow index, gel time, bulk density, bulk factor.

**UNIT II MECHANICAL PROPERTIES 9**

Mechanical properties: Tensile, compression, flexural, shear, tear strength, hardness, impact strength, resilience, abrasion resistance, creep and stress relaxation, compression set, dynamic fatigue, ageing properties, Basic concepts of stress and strain, short term tests: Viscoelastic behavior (simple models: Kelvin model for creep and stress relaxation, Maxwell-Voigt model, strain recovery and dynamic response), Effect of structure and composition on mechanical properties, Behavior of reinforced polymers

**UNIT III THERMAL RHEOLOGICAL PROPERTIES 9**

Thermal properties: Transition temperatures, specific heat, thermal conductivity, co-efficient of thermal expansion, heat deflection temperature, Vicat softening point, shrinkage, brittleness temperature, thermal stability and flammability. Product testing: Plastic films, sheeting, pipes, laminates, foams, containers, cables and tubes.

**UNIT IV ELECTRICAL AND OPTICAL PROPERTIES 9**

Electrical properties: volume and surface resistivity, dielectric strength, dielectric constant and power factor, arc resistance, tracking resistance, dielectric behavior of polymers (dielectric co-efficient, dielectric polarization), dissipation factor and its importance. Optical properties: transparency, refractive index, haze, gloss, clarity, birefringence.

**UNIT V ENVIRONMENTAL AND CHEMICAL RESISTANCE 9**

Environmental stress crack resistance (ESCR), water absorption, weathering, aging, ozone resistance, permeability and adhesion. Tests for chemical resistance. Acids, alkalies, Flammability tests- oxygen index test.

**TOTAL: 45 PERIODS****COURSE OUTCOMES**

- Understand the relevance of standards and specifications.
- Summarize the various test methods for evaluating the mechanical properties of the polymers.
- To know the thermal, electrical & optical properties of polymers.
- Identify various techniques used for characterizing polymers.
- Distinguish the processability tests used for thermoplastics, thermosets and elastomers.

## REFERENCES

1. F.Majewska, H.Zowall, Handbook of analysis of synthetic polymers and plastics, Ellis Horwood Limited Publisher 1977.
2. J.F.Rabek, Experimental Methods in Polymer Chemistry, John Wiley and Sons 1980.
3. R.P.Brown, Plastic test methods, 2<sup>nd</sup> Edn., Harlond, Longman Scientific, 1981.
4. A. B. Mathur, I. S. Bharadwaj, Testing and Evaluation of Plastcis, Allied Publishers Pvt. Ltd., New Delhi, 2003.
5. Vishu Shah, Handbook of Plastic Testing Technology, 3<sup>rd</sup> Edn., John Wiley & Sons 2007.
6. S. K. Nayak, S. N. Yadav, S. Mohanty, Fundamentals of Plastic Testing, Springer, 2010.

OEC353

VLSI DESIGN

L T P C  
3 0 0 3

### OBJECTIVES:

- Understand the fundamentals of IC technology components and their characteristics.
- Understand combinational logic circuits and design principles.
- Understand sequential logic circuits and clocking strategies.
- Understand Interconnects and Memory Architecture.
- Understand the design of arithmetic building blocks

### UNIT I MOS TRANSISTOR PRINCIPLES

9

MOS logic families (NMOS and CMOS), Ideal and Non Ideal IV Characteristics, CMOS devices. MOS(FET) Transistor DC transfer Characteristics ,small signal analysis of MOSFET.

### UNIT II COMBINATIONAL LOGIC CIRCUITS

9

Propagation Delays, stick diagram, Layout diagrams, Examples of combinational logic design, Elmore's constant, Static Logic Gates, Dynamic Logic Gates, Pass Transistor Logic, Power Dissipation.

### UNIT III SEQUENTIAL LOGIC CIRCUITS AND CLOCKING STRATEGIES

9

Static Latches and Registers, Dynamic Latches and Registers, Pipelines, Timing classification of Digital Systems, Synchronous Design, Self-Timed Circuit Design .

### UNIT IV INTERCONNECT, MEMORY ARCHITECTURE

9

Interconnect Parameters – Capacitance, Resistance, and Inductance, Logic Implementation using Programmable Devices (ROM, PLA, FPGA), Memory Architecture and Building Blocks.

### UNIT V DESIGN OF ARITHMETIC BUILDING BLOCKS

9

Arithmetic Building Blocks: Data Paths, Adders-Ripple Carry Adder, Carry-Bypass Adder, Carry Select Adder, Carry-Look Ahead Adder, Multipliers, Barrel Shifter, power and speed tradeoffs.

**TOTAL: 45 PERIODS**

### OUTCOMES:

**Upon successful completion of the course the student will be able to**

**CO1:** Understand the working principle and characteristics of MOSFET

**CO2:** Design Combinational Logic Circuits

**CO3:** Design Sequential Logic Circuits and Clocking systems

**CO4:** Understand Memory architecture and interconnects

**CO5:** Design of arithmetic building blocks.

### TEXTBOOKS

1. Jan D Rabaey, Anantha Chandrakasan, "Digital Integrated Circuits: A Design Perspective", PHI, 2016.(Units II, III IV and V).

- Neil H E Weste, Kamran Eshranghian, "Principles of CMOS VLSI Design: A System Perspective," Addison Wesley, 2009.( Units - I).

## REFERENCES

- D.A. Hodges and H.G. Jackson, Analysis and Design of Digital Integrated Circuits, International Student Edition, McGraw Hill 1983
- P. Rashinkar, Paterson and L. Singh, "System-on-a-Chip Verification-Methodology and Techniques", Kluwer Academic Publishers,2001
- Samiha Mourad and Yervant Zorian, "Principles of Testing Electronic Systems", Wiley 2000
- M. Bushnell and V. D. Agarwal, "Essentials of Electronic Testing for Digital, Memory and Mixed-Signal VLSI Circuits", Kluwer Academic Publishers,2000

C	PO	PO	PO	PO	PO	PO	PO	PO	PO	PO1	PO1	PO1	PSO	PSO	PSO
1	3	3	2	2	1	3	-	-	-	-	2	3	3	3	3
2	3	3	2	2	1	-	-	-	-	-	-	2	3	3	3
3	3	-	3	2	1	2	-	-	-	-	3	2	3	2	3
4	3	3	2	2	2	-	-	-	-	-	-	1	3	3	2
5	2	-	3	2	2	1	-	-	-	-	1	1	3	2	2
C	3	3	2	2	1	2	-	-	-	-	2	2	3	3	3

**CBM370**

**WEARABLE DEVICES**

**L T P C**  
**3 0 0 3**

### OBJECTIVES:

The student should be made to:

- To know the hardware requirement of wearable systems
- To understand the communication and security aspects in the wearable devices
- To know the applications of wearable devices in the field of medicine

### UNIT I INTRODUCTION TO WEARABLE SYSTEMS AND SENSORS 9

Wearable Systems- Introduction, Need for Wearable Systems, Drawbacks of Conventional Systems for Wearable Monitoring, Applications of Wearable Systems, Types of Wearable Systems, Components of wearable Systems. Sensors for wearable systems-Inertia movement sensors, Respiration activity sensor, Impedance plethysmography, Wearable ground reaction force sensor.

### UNIT II SIGNAL PROCESSING AND ENERGY HARVESTING FOR WEARABLE DEVICES 9

Wearability issues -physical shape and placement of sensor, Technical challenges - sensor design, signal acquisition, sampling frequency for reduced energy consumption, Rejection of irrelevant information. Power Requirements- Solar cell, Vibration based, Thermal based, Human body as a heat source for power generation, Hybrid thermoelectric photovoltaic energy harvests, Thermopiles.

### UNIT III WIRELESS HEALTH SYSTEMS 9

Need for wireless monitoring, Definition of Body area network, BAN and Healthcare, Technical Challenges- System security and reliability, BAN Architecture – Introduction, Wireless communication Techniques.

**UNIT IV SMART TEXTILE****9**

Introduction to smart textile- Passive smart textile, active smart textile. Fabrication Techniques- Conductive Fibres, Treated Conductive Fibres, Conductive Fabrics, Conductive Inks. Case study- smart fabric for monitoring biological parameters - ECG, respiration.

**UNIT V APPLICATIONS OF WEARABLE SYSTEMS****9**

Medical Diagnostics, Medical Monitoring-Patients with chronic disease, Hospital patients, Elderly patients, neural recording, Gait analysis, Sports Medicine.

**TOTAL PERIODS:45****OUTCOMES:**

On successful completion of this course, the student will be able to

CO1: Describe the concepts of wearable system.

CO2: Explain the energy harvestings in wearable device.

CO3: Use the concepts of BAN in health care.

CO4: Illustrate the concept of smart textile

CO5: Compare the various wearable devices in healthcare system

**TEXT BOOKS**

1. Annalisa Bonfiglio and Danilo De Rossi, Wearable Monitoring Systems, Springer, 2011
2. Zhang and Yuan-Ting, Wearable Medical Sensors and Systems, Springer, 2013
3. Edward Sazonov and Micheal R Neuman, Wearable Sensors: Fundamentals, Implementation and Applications, Elsevier, 2014
4. Mehmet R. Yuce and Jamil Y. Khan, Wireless Body Area Networks Technology, Implementation applications, Pan Stanford Publishing Pte.Ltd, Singapore, 2012

**REFERENCES**

1. Sandeep K.S, Gupta, Tridib Mukherjee and Krishna Kumar Venkatasubramanian, Body Area Networks Safety, Security, and Sustainability, Cambridge University Press, 2013.
2. Guang-Zhong Yang, Body Sensor Networks, Springer, 2006.

**CO's- PO's & PSO's MAPPING**

CO's	PO's												PSO's		
	1	2	3	4	5	6	7	8	9	10	11	12	1	2	3
1	3	2	1	1	2			1					1		1
2	3	2	1	1	2			1					1		1
3	3	2	1	1	2			1					1		1
4	3	2	1	1	2			1					1		1
5	3	2	1	1	2			1					1		1
AVg.	3	2	1	1	2			1					1		1

**CBM356****MEDICAL INFORMATICS****L T P C****3 0 0 3****Preamble:**

1. To study the applications of information technology in health care management.
2. This course provides knowledge on resources, devices, and methods required to optimize the acquisition, storage, retrieval, and use of information in health and biomedicine.

**UNIT I INTRODUCTION TO MEDICAL INFORMATICS 9**

Introduction - Structure of Medical Informatics –Internet and Medicine -Security issues , Computer based medical information retrieval, Hospital management and information system, Functional capabilities of a computerized HIS, Health Informatics – Medical Informatics, Bioinformatics

**UNIT II COMPUTERS IN CLINICAL LABORATORY AND MEDICAL IMAGING 9**

Automated clinical laboratories-Automated methods in hematology, cytology and histology, Intelligent Laboratory Information System - Computer assisted medical imaging- nuclear medicine, ultrasound imaging, computed X-ray tomography, Radiation therapy and planning, Nuclear Magnetic Resonance.

**UNIT III COMPUTERISED PATIENT RECORD 9**

Introduction - conventional patient record, Components and functionality of CPR, Development tools, Intranet, CPR in Radiology- Application server provider, Clinical information system, Computerized prescriptions for patients.

**UNIT IV COMPUTER ASSISTED MEDICAL DECISION-MAKING 9**

Neuro computers and Artificial Neural Networks application, Expert system-General model of CMD, Computer–assisted decision support system-production rule system cognitive model, semantic networks, decisions analysis in clinical medicine-computers in the care of critically ill patients, Computer aids for the handicapped.

**UNIT V RECENT TRENDS IN MEDICAL INFORMATICS 9**

Virtual reality applications in medicine, Virtual endoscopy, Computer assisted surgery, Surgical simulation, Telemedicine - Tele surgery, Computer assisted patient education and health- Medical education and healthcare information, computer assisted instruction in medicine.

**TOTAL: 45 PERIODS****Course Outcomes:****Upon completion of the course, students will be able to:**

1. Explain the structure and functional capabilities of Hospital Information System.
2. Describe the need of computers in medical imaging and automated clinical laboratory.
3. Articulate the functioning of information storage and retrieval in computerized patient record system.
4. Apply the suitable decision support system for automated clinical diagnosis.
5. Discuss the application of virtual reality and telehealth technology in medical industry.

**TEXT BOOKS:**

1. Mohan Bansal, “Medical informatics”, Tata McGraw Hill Publishing Ltd, 2003.
2. R.D.Lele, “Computers in medicine progress in medical informatics”, Tata McGraw Hill, 2005

**REFERENCES:**

1. Kathryn J. Hannah, Marion J Ball, “Health Informatics”, 3<sup>rd</sup> Edition, Springer, 2006.

**CO's- PO's & PSO's MAPPING**

CO's	PO's												PSO's		
	1	2	3	4	5	6	7	8	9	10	11	12	1	2	3
1	3	2	1	1	2			1					1	1	1
2	3	2	1	1	2			1					1	1	1
3	3	2	1	1	2			1					1	1	1
4	3	2	1	1	2			1					1	1	1
5	3	2	1	1	2			1					1	1	1
AVg.	3	2	1	1	2			1					1	1	1



**UNIT I            BIOLOGICAL TREATMENT PROCESS****9**

Fundamentals of biological process - Anaerobic process – Pretreatment methods in anaerobic process – Aerobic process, Anoxic process, Aerobic and anaerobic digestion of organic wastes - Factors affecting process efficiency - Solid state fermentation – Submerged fermentation – Batch and continuous fermentation

**UNIT II            WASTE BIOMASS AND ITS VALUE ADDITION****9**

Types of waste biomass – Solid waste management - Nature of biomass feedstock – Biobased economy/process – Value addition of waste biomass – Biotransformation of biomass – Biotransformation of marine processing wastes – Direct extraction of biochemicals from biomass – Plant biomass for industrial application

**UNIT III            BIOCONVERSION OF WASTES TO ENERGY****9**

Perspective of biofuels from wastes - Bioethanol production – Biohydrogen Production – dark and photofermentative process - Biobutanol production – Biogas and Biomethane production - Single stage anaerobic digestion, Two stage anaerobic digestion - Biodiesel production - Enzymatic hydrolysis technologies

**UNIT IV            CHEMICALS AND ENZYME PRODUCTION FROM WASTES****9**

Production of lactic acid, succinic acid, citric acid – Biopolymer synthesis – Production of Amylases - Lignocellulolytic enzymes - Pectinolytic enzymes - Proteases – Lipases

**UNIT V            BIOCUMPOSTING OF ORGANIC WASTES****9**

Overview of composting process - Benefits of composting, Role of microorganisms in composting - Factors affecting the composting process - Waste Materials for Composting, Fundamentals of composting process - Composting technologies, Composting systems – Nonreactor Composting, Reactor composting - Compost Quality

**TOTAL: 45 PERIODS****COURSE OUTCOMES**

After completion of this course, the students should be able

1. To learn the various methods biological treatment
2. To know the details of waste biomass and its value addition
3. To develop the bioconversion processes to convert wastes to energy
4. To synthesize the chemicals and enzyme from wastes
5. To produce the biocompost from wastes
6. To apply the theoretical knowledge for the development of value added products

**TEXT BOOKS**

1. Antoine P. T., (2017) "Biofuels from Food Waste Applications of Saccharification Using Fungal Solid State Fermentation", CRC press
2. Joseph C A., (2019) "Anaerobic Waste-Wastewater Treatment and Biogas Plants-A Practical Handbook", CRC Press,

**REFERENCE BOOKS**

1. Palmiro P. and Oscar F.D'Urso, (2016) 'Biotransformation of Agricultural Waste and By-Products', The Food, Feed, Fibre, Fuel (4F) Economy, Elsevier
2. Kaur Brar S., Gurpreet Singh D. and Carlos R.S., (Eds), (2014) 'Biotransformation of Waste Biomass into High Value Biochemicals', Springer.
3. Keikhosro K, Editor, (2015) 'Lignocellulose-Based Bioproducts', Springer.
4. John P, (2014) 'Waste Management Practices-Municipal, Hazardous, and Industrial', Second Edition, CRC Press, 2014

**OBT356**

**LIFESTYLE DISEASES**

**L T P C**

**3 0 0 3**

**UNIT I INTRODUCTION**

**9**

Lifestyle diseases – Definition ; Risk factors – Eating, smoking, drinking, stress, physical activity, illicit drug use ; Obesity, diabetes, cardiovascular diseases, respiratory diseases, cancer; Prevention – Diet and exercise.

**UNIT II CANCER**

**9**

Types - Lung cancer, Mouth cancer, Skin cancer, Cervical cancer, Carcinoma oesophagus; Causes Tobacco usage, Diagnosis – Biomarkers, Treatment

**UNIT III CARDIOVASCULAR DISEASES**

**9**

Coronary atherosclerosis – Coronary artery disease; Causes -Fat and lipids, Alcohol abuse -- Diagnosis - Electrocardiograph, echocardiograph, Treatment, Exercise and Cardiac rehabilitation

**UNIT IV DIABETES AND OBESITY**

**9**

Types of Diabetes mellitus; Blood glucose regulation; Complications of diabetes – Paediatric and adolescent obesity – Weight control and BMI

**UNIT V RESPIRATORY DISEASES**

**9**

Chronic lung disease, Asthma, COPD; Causes - Breathing pattern (Nasal vs mouth), Smoking – Diagnosis - Pulmonary function testing

**TOTAL: 45 PERIODS**

**TEXT BOOKS:**

1. R.Kumar&Meenal Kumar, “Guide to Prevention of Lifestyle Diseases”, Deep & Deep Publications, 2003
2. Gary Eggar et al, “Lifestyle Medicine”, 3rd Edition, Academic Press, 2017

**REFERENCES:**

1. James M.R, “Lifestyle Medicine”, 2nd Edition, CRC Press, 2013
2. Akira Miyazaki et al, “New Frontiers in Lifestyle-Related Disease”, Springer, 2008

**OBT357**

**BIOTECHNOLOGY IN HEALTH CARE**

**L T P C**

**3 0 0 3**

**COURSE OBJECTIVES**

The aim of this course is to

1. Create higher standard of knowledge on healthcare system and services
2. Prioritize advanced technologies for the diagnosis and treatment of various diseases

**UNIT I PUBLIC HEALTH**

**9**

Definition and Concept of Public Health, Historical aspects of Public Health, Changing Concepts of Public Health, Public Health versus Medical Care, Unique Features of Public Health, Determinants of Health (Social, Economic, Cultural, Environmental, Education, Genetics, Food and Nutrition). Indicators of health, Burden of disease, Role of different disciplines in Public Health.

**UNIT II CLINICAL DISEASES**

**9**

Communicable diseases: Chickenpox / Shingles, COVID-19, Tuberculosis, Hepatitis B, Hepatitis C, HIV / AIDS, Influenza, Swine flu. Non Communicable diseases: Diabetes mellitus, atherosclerosis, fatty liver, Obesity, Cancer

**UNIT III VACCINOLOGY 9**

History of Vaccinology, conventional approaches to vaccine development, live attenuated and killed vaccines, adjuvants, quality control, preservation and monitoring of microorganisms in seed lot systems. Instruments related to monitoring of temperature, sterilization, environment.

**UNIT IV OUTPATIENT & IN PATIENT SERVICES 9**

Radiotherapy, Nuclear medicine, surgical units, OT Medical units, G & Obs. units Pediatric, neonatal units, Critical care units, Physical medicine & Rehabilitation, Neurology, Gastroenterology, Endoscopy, Pulmonology, Cardiology.

**UNIT V BASICS OF IMAGING MODALITIES 9**

Diagnostic X-rays - Computer tomography – MRI – Ultrasonography – Endoscopy – Thermography – Different types of biotelemetry systems.

**TOTAL: 45 PERIODS**

**TEXT BOOKS**

1. Joseph J.carr and John M. Brown, Introduction to Biomedical Equipment Technology, John Wiley and sons, New York, 4th Edition, 2012.
2. Thomas M. Devlin.Textbook of Biochemistry with clinical correlations. Wiley Liss Publishers
3. The Vaccine Book (2nd Ed.), Rafi Ahmed, Roy M. Anderson et. al.Editor(s): Barry R. Bloom, PaulHenri Lambert, Academic Press, 2016, Pages xxi-xxiv.

**REFERENCE BOOKS**

1. Suh, Sang, Gurupur, Varadraj P., Tanik, Murat M., Health Care Systems, Technology and Techniques, Springer, 1st Edition, 2011
2. Burtis & Ashwood W.B. Tietz Textbook of Clinical chemistry. Saunders Company
3. Levine, M. M. (2004). New Generation Vaccines. New York: M. Dekker

**VERTICAL 1: FINTECH AND BLOCK CHAIN**

**CMG331**

**FINANCIAL MANAGEMENT**

**L T P C  
3 0 0 3**

**LEARNING OBJECTIVES**

- 1.To acquire the knowledge of the decision areas in finance.
2. To learn the various sources of Finance
3. To describe about capital budgeting and cost of capital.
4. To discuss on how to construct a robust capital structure and dividend policy
5. To develop an understanding of tools on Working Capital Management.

**UNIT I INTRODUCTION TO FINANCIAL MANGEMENT 9**

Definition and Scope of Finance Functions - Objectives of Financial Management - Profit Maximization and Wealth Maximization- Time Value of money- Risk and return concepts.

**UNIT II .SOURCES OF FINANCE 9**

Long term sources of Finance -Equity Shares – Debentures - Preferred Stock – Features – Merits and Demerits. Short term sources - Bank Sources, Trade Credit, Overdrafts, Commercial Papers, Certificate of Deposits, Money market mutual funds etc

**UNIT III INVESTMENT DECISIONS: 9**

Investment Decisions: capital budgeting – Need and Importance – Techniques of Capital Budgeting – Payback -ARR – NPV – IRR –Profitability Index.

Cost of Capital - Cost of Specific Sources of Capital - Equity -Preferred Stock- Debt - Reserves - Concept and measurement of cost of capital - Weighted Average Cost of Capital.

**UNIT IV FINANCING AND DIVIDEND DECISION 9**

Operating Leverage and Financial Leverage- EBIT-EPS analysis. Capital Structure – determinants of Capital structure- Designing an Optimum capital structure .

Dividend policy - Aspects of dividend policy - practical consideration - forms of dividend policy - - Determinants of Dividend Policy

**UNIT V WORKING CAPITAL DECISION 9**

Working Capital Management: Working Capital Management - concepts - importance - Determinants of Working capital. Cash Management: Motives for holding cash – Objectives and Strategies of Cash Management. Receivables Management: Objectives - Credit policies.

**TOTAL : 45 PERIODS**

**TEXT BOOKS**

1. M.Y. Khan and P.K.Jain Financial management, Text, Tata McGraw Hill
2. M. Pandey Financial Management, Vikas Publishing House Pvt. Ltd

**REFERENCES .**

1. James C. Vanhorne –Fundamentals of Financial Management– PHI Learning,.
2. Prasanna Chandra, Financial Management,
3. Srivatsava, Mishra, Financial Management, Oxford University Press, 2011

**CMG332**

**FUNDAMENTALS OF INVESTMENT**

**L T P C  
3 0 0 3**

**OBJECTIVES:**

1. Describe the investment environment in which investment decisions are taken.
2. Explain how to Value bonds and equities
3. Explain the various approaches to value securities
4. Describe how to create efficient portfolios through diversification
5. Discuss the mechanism of investor protection in India.

**UNIT I THE INVESTMENT ENVIRONMENT 9**

The investment decision process, Types of Investments – Commodities, Real Estate and Financial Assets, the Indian securities market, the market participants and trading of securities, security market indices, sources of financial information, Concept of return and risk, Impact of Taxes and Inflation on return.

**UNIT II FIXED INCOME SECURITIES 9**

Bond features, types of bonds, estimating bond yields, Bond Valuation types of bond risks, default risk and credit rating.

**UNIT III APPROACHES TO EQUITY ANALYSIS 9**

Introduction to Fundamental Analysis, Technical Analysis and Efficient Market Hypothesis, dividend capitalisation models, and price-earnings multiple approach to equity valuation.

**UNIT IV PORTFOLIO ANALYSIS AND FINANCIAL DERIVATIVES 9**

Portfolio and Diversification, Portfolio Risk and Return; Mutual Funds; Introduction to Financial Derivatives; Financial Derivatives Markets in India

**UNIT V INVESTOR PROTECTION****9**

Role of SEBI and stock exchanges in investor protection; Investor grievances and their redressal system, insider trading, investors' awareness and activism

**TOTAL : 45 PERIODS****REFERENCES**

1. Charles P. Jones, Gerald R. Jensen. Investments: analysis and management. Wiley, 14<sup>TH</sup> Edition, 2019.
2. Chandra, Prasanna. Investment analysis and portfolio management. McGraw-hill education, 5<sup>th</sup>, Edition, 2017.
3. Rustagi, R. P. Investment Management Theory and Practice. Sultan Chand & Sons, 2021.
4. ZviBodie, Alex Kane, Alan J Marcus, PitabusMohanty, Investments, McGraw Hill Education (India), 11 Edition(SIE), 2019

**CMG333****BANKING, FINANCIAL SERVICES AND INSURANCE****L T P C  
3 0 0 3****OBJECTIVES**

- Understand the Banking system in India
- Grasp how banks raise their sources and how they deploy it
- Understand the development in banking technology
- Understand the financial services in India
- Understand the insurance Industry in India

**UNIT I INTRODUCTION TO INDIAN BANKING SYSTEM****9**

Overview of Banking system – Structure – Functions – Banking system in India - Key Regulations in Indian Banking sector – RBI. Relationship between Banker and Customer - Retail & Wholesale Banking – types of Accounts - Opening and operation of Accounts.

**UNIT II MANAGING BANK FUNDS/ PRODUCTS****9**

Liquid Assets - Investment in securities - Advances - Loans. Negotiable Instruments – Cheques, Bills of Exchange & Promissory Notes. Designing deposit schemes – Asset and Liability Management – NPA's – Current issues on NPA's – M&A's of banks into securities market

**UNIT III DEVELOPMENT IN BANKING TECHNOLOGY****9**

Payment system in India – paper based – e payment – electronic banking – plastic money – e-money – forecasting of cash demand at ATM's – The Information Technology Act, 2000 in India – RBI's Financial Sector Technology vision document – security threats in e-banking & RBI's Initiative.

**UNIT IV FINANCIAL SERVICES****9**

Introduction – Need for Financial Services – Financial Services Market in India – NBFC – Leasing and Hire Purchase – mutual funds. Venture Capital Financing – Bill discounting – factoring – Merchant Banking

**UNIT V INSURANCE****9**

Insurance – Concept - Need - History of Insurance industry in India. Insurance Act, 1938 – IRDA – Regulations – Life Insurance - Annuities and Unit Linked Policies - Lapse of the Policy – revival – settlement of claim

**TOTAL : 45 PERIODS****REFERENCES :**

1. Padmalatha Suresh and Justin Paul, "Management of Banking and Financial Services, Pearson, Delhi, 2017.

2. Meera Sharma, "Management of Financial Institutions – with emphasis on Bank and Risk Management", PHI Learning Pvt. Ltd., New Delhi 2010
3. Peter S. Rose and Sylvia C. and Hudgins, "Bank Management and Financial Services", Tata McGraw Hill, New Delhi, 2017

<b>CMG334</b>	<b>INTRODUCTION TO BLOCKCHAIN AND ITS APPLICATIONS</b>	<b>LT P C</b> <b>3 0 0 3</b>
<b>UNIT I</b>	<b>INTRODUCTION TO BLOCKCHAIN</b>	<b>9</b>
Blockchain: The growth of blockchain technology - Distributed systems - The history of blockchain and Bitcoin - Features of a blockchain - Types of blockchain, Consensus: Consensus mechanism - Types of consensus mechanisms - Consensus in blockchain. Decentralization: Decentralization using blockchain - Methods of decentralization - Routes to decentralization- Blockchain and full ecosystem decentralization - Smart contracts - Decentralized Organizations- Platforms for decentralization.		
<b>UNIT II</b>	<b>INTRODUCTION TO CRYPTOCURRENCY</b>	<b>9</b>
Bitcoin – Digital Keys and Addresses – Transactions – Mining – Bitcoin Networks and Payments – Wallets – Alternative Coins – Theoretical Limitations – Bitcoin limitations – Name coin – Prime coin – Zcash – Smart Contracts – Ricardian Contracts- Deploying smart contracts on a blockchain		
<b>UNIT III</b>	<b>ETHEREUM</b>	<b>9</b>
Introduction - The Ethereum network - Components of the Ethereum ecosystem - Transactions and messages - Ether cryptocurrency / tokens (ETC and ETH) - The Ethereum Virtual Machine (EVM), Ethereum Development Environment: Test networks - Setting up a private net - Starting up the private network		
<b>UNIT IV</b>	<b>WEB3 AND HYPERLEDGE</b>	<b>9</b>
Introduction to Web3 – Contract Deployment – POST Requests – Development Frameworks – Hyperledger as a Protocol – The Reference Architecture – Hyperledger Fabric – Distributed Ledger – Corda.		
<b>UNIT V</b>	<b>EMERGING TRENDS</b>	<b>9</b>
Kadena – Ripple – Rootstock – Quorum – Tendermint – Scalability – Privacy – Other Challenges – Blockchain Research – Notable Projects – Miscellaneous Tools.		
		<b>TOTAL : 45 PERIODS</b>

**REFERENCE**

1. Imran. Bashir. Mastering block chain: Distributed Ledger Technology, Decentralization, and Smart Contracts Explained. Packt Publishing, 2<sup>nd</sup> Edition, 2018
2. Peter Borovykh , Blockchain Application in Finance, Blockchain Driven, 2nd Edition, 2018
3. ArshdeepBahga, Vijay Madisetti, "Blockchain Applications: A Hands On Approach", VPT, 2017.

<b>CMG335</b>	<b>FINTECH PERSONAL FINANCE AND PAYMENTS</b>	<b>LT P C</b> <b>3 0 0 3</b>
<b>UNIT I</b>	<b>CURRENCY EXCHANGE AND PAYMENT</b>	<b>9</b>
Understand the concept of Crypto currency- Bitcoin and Applications -Cryptocurrencies and Digital Crypto Wallets -Types of Cryptocurrencies - Cryptocurrencies and Applications, block chain, Artificial Intelligence, machine learning. Fintech users, Individual Payments, RTGS Systems, Immediate Page 54 of 90 Payment Service (IMPS), Unified Payments Interface (UPI).Legal and Regulatory Implications of Crypto currencies, Payment systems and their regulations.Digital		

Payments Smart Cards, Stored-Value Cards, EC Micropayments, Payment Gateways, Mobile Payments, Digital and Virtual Currencies, Security, Ethical, Legal, Privacy, and Technology Issues

**UNIT II DIGITAL FINANCE AND ALTERNATIVE FINANCE 9**

A Brief History of Financial Innovation, Digitization of Financial Services, Crowd funding, Charity and Equity,. Introduction to the concept of Initial Coin Offering

**UNIT III INSURETECH 9**

InsurTech Introduction , Business model disruption AI/ML in InsurTech • IoT and InsurTech ,Risk Modeling ,Fraud Detection Processing claims and Underwriting Innovations in Insurance Services

**UNIT IV PEER TO PEER LENDING 9**

P2P and Marketplace Lending, New Models and New Products in market place lending P2P Infrastructure and technologies , Concept of Crowdfunding Crowdfunding Architecture and Technology ,P2P and Crowdfunding unicorns and business models , SME/MSME Lending: Unique opportunities and Challenges, Solutions and Innovations

**UNIT V REGULATORY ISSUES 9**

FinTech Regulations: Global Regulations and Domestic Regulations, Evolution of RegTech, RegTech Ecosystem: Financial Institutions, RegTech Ecosystem: StartupsRegTech, Startups: Challenges, RegTech Ecosystem: Regulators, Use of AI in regulation and Fraud detection

**TOTAL : 45 PERIODS**

**REFERENCE**

1. Swanson Seth, Fintech for Beginners: Understanding and Utilizing the power of technology, Createspace Independent Publishing Platform,2016.
2. Models AuTanda, Fintech Bigtech And Banks Digitalization and Its Impact On Banking Business, Springer, 2019
3. Henning Diedrich, Ethereum: Blockchains, Digital Assets, Smart Contracts, Decentralized Autonomous Organizations, Wildfire Publishing, 2016
4. Jacob William, FinTech:TheBeginner's Guide to Financial Technology, Createspace Independent Publishing Platform, 2016
5. IIBF, Digital Banking, Taxmann Publication, 2016
6. Jacob William, Financial Technology, Create space Independent Pub, 2016
7. Luke Sutton, Financial Technology: Bitcoin & Blockchain, Createspace Independent Pub, 2016

**CMG336**

**INTRODUCTION TO FINTECH**

**LT P C  
3 0 0 3**

**OBJECTIVES:**

1. To learn about history, importance and evolution of Fintech
2. To acquire the knowledge of Fintech in payment industry
3. To acquire the knowledge of Fintech in insurance industry
4. To learn the Fintech developments around the world
5. To know about the future of Fintech

**UNIT I INTRODUCTION 9**

Fintech - Definition, History, concept, meaning, architecture, significance, Goals, key areas in Fintech, Importance of Fintech, role of Fintech in economic development, opportunities and challenges in Fintech, Evolution of Fintech in different sectors of the industry - Infrastructure, Banking Industry, Startups and Emerging Markets, recent developments in FinTech, future prospects and potential issues with Fintech.

<b>UNIT II</b>	<b>PAYMENT INDUSTRY</b>	<b>9</b>
FinTech in Payment Industry-Multichannel digital wallets, applications supporting wallets, onboarding and KYC application, FinTech in Lending Industry- Formal lending, Informal lending, P2P lending, POS lending, Online lending, Payday lending, Microfinance, Crowdfunding.		
<b>UNIT III</b>	<b>INSURANCE INDUSTRY</b>	<b>9</b>
FinTech in Wealth Management Industry-Financial Advice, Automated investing, Socially responsible investing, Fractional Investing, Social Investing. FinTech in Insurance Industry- P2P insurance, On-Demand Insurance, On-Demand Consultation, Customer engagement through Quote to sell, policy servicing, Claims Management, Investment linked health insurance.		
<b>UNIT IV</b>	<b>FINTECH AROUND THE GLOBE</b>	<b>9</b>
FinTech developments - US, Europe and UK, Germany, Sweden, France, China, India, Africa, Australia, New Zealand, Brazil and Middle East, Regulatory and Policy Assessment for Growth of FinTech. FinTech as disruptors, Financial institutions collaborating with FinTech companies, The new financial world.		
<b>UNIT V</b>	<b>FUTURE OF FINTECH</b>	<b>9</b>
How emerging technologies will change financial services, the future of financial services, banking on innovation through data, why FinTech banks will rule the world, The FinTech Supermarket, Banks partnering with FinTech start-ups, The rise of BankTech, Fintech impact on Retail Banking, A future without money, Ethics in Fintech.		
		<b>TOTAL : 45 PERIODS</b>

**REFERENCES**

1. Arner D., Barbers J., Buckley R, The evolution of FinTech: a new post crisis paradigm, University of New South Wales Research Series, 2015
2. Susanne Chishti, Janos Barberis, The FINTECH Book: The Financial Technology Handbook for Investors, Entrepreneurs and Visionaries, Wiley Publications, 2016
3. Richard Hayen, FinTech: The Impact and Influence of Financial Technology on Banking and the Finance Industry, 2016
4. Parag Y Arjunwadkar, FinTech: The Technology Driving Disruption in the financial service industry CRC Press, 2018
5. Sanjay Phadke, Fintech Future : The Digital DNA of Finance Paperback .Sage Publications, 2020
6. Pranay Gupta, T. Mandy Tham, Fintech: The New DNA of Financial Services Paperback, 2018



**CMG337**

**FOUNDATIONS OF ENTREPRENEURSHIP**

**L T P C  
3 0 0 3**

**COURSE OBJECTIVES**

- To develop and strengthen the entrepreneurial quality and motivation of learners.
- To impart the entrepreneurial skills and traits essential to become successful entrepreneurs.
- To apply the principles and theories of entrepreneurship and management in Technology oriented businesses.
- To empower the learners to run a Technology driven business efficiently and effectively

<b>UNIT I</b>	<b>INTRODUCTION TO ENTREPRENEURSHIP</b>	<b>9</b>
Entrepreneurship- Definition, Need, Scope - Entrepreneurial Skill & Traits - Entrepreneur vs. Intrapreneur; Classification of entrepreneurs, Types of entrepreneurs -Factors affecting		



entrepreneurial development – Achievement Motivation – Contributions of Entrepreneurship to Economic Development.

**UNIT II BUSINESS OWNERSHIP & ENVIRONMENT 9**

Types of Business Ownership – Business Environmental Factors – Political-Economic-Sociological-Technological-Environmental-Legal aspects – Human Resources Mobilisation-Basics of Managing Finance- Essentials of Marketing Management - Production and Operations Planning – Systems Management and Administration

**UNIT III FUNDAMENTALS OF TECHNOPRENEURSHIP 9**

Introduction to Technopreneurship - Definition, Need, Scope- Emerging Concepts- Principles - Characteristics of a technopreneur - Impacts of Technopreneurship on Society – Economy- Job Opportunities in Technopreneurship - Recent trends

**UNIT IV APPLICATIONS OF TECHNOPRENEURSHIP 9**

Technology Entrepreneurship - Local, National and Global practices - Intrapreneurship and Technology interactions, Networking of entrepreneurial activities – Launching - Managing Technology based Product / Service entrepreneurship -- Success Stories of Technopreneurs - Case Studies

**UNIT V EMERGING TRENDS IN ENTREPRENEURSHIP 9**

Effective Business Management Strategies For Franchising - Sub-Contracting- Leasing- Technopreneurs – Agripreneurs - Netpreneurs- Portfolio entrepreneurship - NGO Entrepreneurship – Recent Entrepreneurial Developments - Local – National – Global perspectives.

**TOTAL 45 : PERIODS**

**OUTCOMES:**

Upon completion of this course, the student should be able to:

CO 1 Learn the basics of Entrepreneurship

CO 2 Understand the business ownership patterns and environment

CO 3 Understand the Job opportunities in Industries relating to Technopreneurship

CO 4 Learn about applications of technopreneurship and successful technopreneurs

CO 5 Acquaint with the recent and emerging trends in entrepreneurship

**TEXT BOOKS:**

- 1) S.S.Khanka, "Entrepreneurial Development" S.Chand & Co. Ltd. Ram Nagar New Delhi, 2021.
- 2) Donal F Kuratko Entrepreneurship (11th Edition) Theory, Process, Practice by Published 2019 by Cengage Learning,

**REFERENCES :**

- 1) Daniel Mankani. 2003. Technopreneurship: The successful Entrepreneur in the new Economy. Prentice Hall
- 2) Edward Elgar. 2007. Entrepreneurship, Cooperation and the Firm: The Emergence and Survival of High-Technology Ventures in Europe. Edi: Jan Ulijn, Dominique Drillon, and Frank Lasch. Wiley Pub.
- 3) Lang, J. 2002, The High Tech Entrepreneur's Handbook, Ft.com.
- 4) David Sheff 2002, China Dawn: The Story of a Technology and Business Revolution,
- 5) HarperBusiness, <https://fanny.staff.uns.ac.id/files/2013/12/Technopreneur-BASED-EDUCATION-REVOLUTION.pdf>
- 6) JumpStart: A Technopreneurship Fable, Dennis Posadas, (Singapore: Pearson Prentice Hall, 2009
- 7) Basics of Technopreneurship: Module 1.1-1.2, Frederico Gonzales, President-PESO Inc; M. Barcelon, UP
- 8) Journal articles pertaining to Entrepreneurship

**COURSE OBJECTIVES**

- To develop and strengthen the Leadership qualities and motivation of learners.
- To impart the Leadership skills and traits essential to become successful entrepreneurs.
- To apply the principles and theories of Team Building in managing Technology oriented businesses.
- To empower the learners to build robust teams for running and leading a business efficiently and effectively

**UNIT I INTRODUCTION TO MANAGING TEAMS 9**

Introduction to Team - Team Dynamics - Team Formation – Stages of Team Development - Enhancing teamwork within a group - Team Coaching - Team Decision Making - Virtual Teams - Self Directed Work Teams (SDWTs) -Multicultural Teams.

**UNIT II MANAGING AND DEVELOPING EFFECTIVE TEAMS 9**

Team-based Organisations- Leadership roles in team-based organisations - Offsite training and team development - Experiential Learning - Coaching and Mentoring in team building - Building High-Performance Teams - Building Credibility and Trust - Skills for Developing Others - Team Building at the Top - Leadership in Teamwork Effectiveness.

**UNIT III INTRODUCTION TO LEADERSHIP 9**

Introduction to Leadership - Leadership Myths – Characteristics of Leader, Follower and Situation - Leadership Attributes - Personality Traits and Leadership- Intelligence Types and Leadership - Power and Leadership - Delegation and Empowerment .

**UNIT IV LEADERSHIP IN ORGANISATIONS 9**

Leadership Styles – LMX Theory- Leadership Theory and Normative Decision Model - Situational Leadership Model - Contingency Model and Path Goal Theory – Transactional and Transformational Leadership - Charismatic Leadership - Role of Ethics and Values in Organisational Leadership.

**UNIT V LEADERSHIP EFFECTIVENESS 9**

Leadership Behaviour - Assessment of Leadership Behaviors - Destructive Leadership - Motivation and Leadership - Managerial Incompetence and Derailment Conflict Management - Negotiation and Leadership - Culture and Leadership - Global Leadership – Recent Trends in Leadership.

**TOTAL 45 : PERIODS**

**OUTCOMES**

Upon completion of this course, the student should be able to:

- CO 1 Learn the basics of managing teams for business.
- CO 2 Understand developing effective teams for business management.
- CO 3 Understand the fundamentals of leadership for running a business.
- CO 4 Learn about the importance of leadership for business development.
- CO 5 Acquaint with emerging trends in leadership effectiveness for entrepreneurs.”

**REFERENCES :**

1. Hughes, R.L., Ginnett, R.C., & Curphy, G.J., Leadership: Enhancing the lessons of experience ,9th Ed, McGraw Hill Education, Chennai, India. (2019).
2. Katzenback, J.R., Smith, D.K., The Wisdom of Teams: Creating the High Performance Organisations, Harvard Business Review Press, (2015).

3. Haldar, U.K., Leadership and Team Building, Oxford University Press, (2010).
4. Daft, R.L., The Leadership Experience, Cengage, (2015).
5. Daniel Levi, Group Dynamics for Teams ,4th Ed, (2014), Sage Publications.
6. Dyer, W. G., Dyer, W. G., Jr., & Dyer, J. H..Team building: Proven strategies for improving team performance, 5th ed, Jossey-Bass, (2013).

**CMG339 CREATIVITY & INNOVATION IN ENTREPRENEURSHIP**

**L T P C**  
**3 0 0 3**

**COURSE OBJECTIVES**

- To develop the creativity skills among the learners
- To impart the knowledge of creative intelligence essential for entrepreneurs
- To know the applications of innovation in entrepreneurship.
- To develop innovative business models for business.

**UNIT I CREATIVITY**

**9**

Creativity: Definition- Forms of Creativity-Essence, Elaborative and Expressive Creativities- Quality of Creativity-Existential, Entrepreneurial and Empowerment Creativities – Creative Environment- Creative Technology- - Creative Personality and Motivation.

**UNIT II CREATIVE INTELLIGENCE**

**9**

Creative Intelligence: Convergent thinking ability – Traits Congenial to creativity – Creativity Training--Criteria for evaluating Creativity-Credible Evaluation- Improving the quality of our creativity – Creative Tools and Techniques - Blocks to creativity- fears and Disabilities- Strategies for Unblocking- Designing Creativity Enabling Environment.

**UNIT III INNOVATION**

**9**

Innovation: Definition- Levels of Innovation- Incremental Vs Radical Innovation-Product Innovation and Process- Technological, Organizational Innovation – Indicators- Characteristics of Innovation in Different Sectors. Theories in Innovation and Creativity- Design Thinking and Innovation- Innovation as Collective Change-Innovation as a system

**UNIT IV INNOVATION AND ENTREPRENEURSHIP**

**9**

Innovation and Entrepreneurship: Entrepreneurial Mindset , Motivations and Behaviours- Opportunity Analysis and Decision Making- Industry Understanding - Entrepreneurial Opportunities- Entrepreneurial Strategies – Technology Pull/Market Push – Product -Market fit

**UNIT V INNOVATIVE BUSINESS MODELS**

**9**

Innovative Business Models: Customer Discovery-Customer Segments-Prospect Theory and Developing Value Propositions- Developing Business Models: Elements of Business Models – Innovative Business Models: Elements, Designing Innovative Business Models- Responsible Innovation and Creativity.

**TOTAL 45 : PERIODS**

**OUTCOMES:**

- Upon completion of this course, the student should be able to:
- CO 1 Learn the basics of creativity for developing Entrepreneurship
  - CO 2 Understand the importance of creative intelligence for business growth
  - CO 3 Understand the advances through Innovation in Industries
  - CO 4 Learn about applications of innovation in building successful ventures
  - CO 5 Acquaint with developing innovative business models to run the business efficiently and effectively

**Suggested Readings:**

Creativity and Innovation in Entrepreneurship, Kankha, Sultan Chand Pradip N Khandwalla, Lifelong Creativity, An Unending Quest, Tata Mc Graw Hill, 2004.  
 Paul Trott, Innovation Management and New Product Development, 4e, Pearson, 2018.  
 Vinnie Jauhari, Sudanshu Bhushan, Innovation Management, Oxford Higher Education, 2014.  
 Innovation Management, C.S.G. Krishnamacharyulu, R. Lalitha, Himalaya Publishing House, 2010.  
 A. Dale Timpe, Creativity, Jaico Publishing House, 2003.  
 Brian Clegg, Paul Birch, Creativity, Kogan Page, 2009.  
 Strategic Innovation: Building and Sustaining Innovative Organizations- Course Era, Raj Echambadi.

**CMG340                    PRINCIPLES OF MARKETING MANAGEMENT FOR BUSINESS                    L T P C**  
**3 0 0 3**

**COURSE OBJECTIVES:**

- To provide basic knowledge of concepts, principles, tools and techniques of marketing for entrepreneurs
- To provide an exposure to the students pertaining to the nature and Scope of marketing, which they are expected to possess when they enter the industry as practitioners.
- To give them an understanding of fundamental premise underlying market driven strategies and the basic philosophies and tools of marketing management for business owners.

**UNIT I                    INTRODUCTION TO MARKETING MANAGEMENT                    9**

Introduction - Market and Marketing – Concepts- Functions of Marketing - Importance of Marketing - Marketing Orientations - Marketing Mix-The Traditional 4Ps - The Modern Components of the Mix - The Additional 3Ps - Developing an Effective Marketing Mix.

**UNIT II                    MARKETING ENVIRONMENT                    9**

Introduction - Environmental Scanning - Analysing the Organisation's Micro Environment and Macro Environment - Differences between Micro and Macro Environment – Techniques of Environment Scanning - Marketing organization - Marketing Research and the Marketing Information System, Types and Components.

**UNIT III                    PRODUCT AND PRICING MANAGEMENT                    9**

Product- Meaning, Classification, Levels of Products – Product Life Cycle (PLC) - Product Strategies - Product Mix - Packaging and Labelling - New Product Development - Brand and Branding - Advantages and disadvantages of branding Pricing - Factors Affecting Price Decisions - Cost Based Pricing - Value Based and Competition Based Pricing - Pricing Strategies - National and Global Pricing.

**UNIT IV                    PROMOTION AND DISTRIBUTION MANAGEMENT                    9**

Introduction to Promotion – Marketing Channels- Integrated Marketing Communications (IMC) - Introduction to Advertising and Sales Promotion – Basics of Public Relations and Publicity - Personal Selling - Process - Direct Marketing - Segmentation, Targeting and Positioning (STP)- Logistics Management- Introduction to Retailing and Wholesaling.

**UNIT V                    CONTEMPORARY ISSUES IN MARKETING MANAGEMENT                    9**

Introduction - Relationship Marketing Vs. Relationship Management - Customer Relationship Management (CRM) - Forms of Relationship Management - CRM practices - Managing Customer Loyalty and Development – Buyer-Seller Relationships- Buying Situations in Industrial / Business

Market - Buying Roles in Industrial Marketing - Factors that Influence Business - Services Marketing - E-Marketing or Online Marketing.

**TOTAL 45 : PERIODS**

**COURSE OUTCOMES:**

After completion of this course, the students will be able to :

- CO1 Have the awareness of marketing management process
- CO 2 Understand the marketing environment
- CO 3 Acquaint about product and pricing strategies
- CO 4 Knowledge of promotion and distribution in marketing management.
- CO 5 Comprehend the contemporary marketing scenarios and offer solutions to marketing issues.

**REFERENCES:**

1. Marketing Management, Sherlekar S.A, Himalaya Publishing House, 2016.
2. Marketing Management , Philip Kotler and Kevin Lane Keller, PHI 15th Ed, 2015.
- 3 Marketing Management- An Indian perspective, Vijay Prakash Anand, Biztantra, Second edition, 2016.
4. Marketing Management Global Perspective, Indian Context, V.S.Ramaswamy & S.Namakumari, Macmillan Publishers India,5th edition, 2015.
5. Marketing Management, S.H.H. Kazmi, 2013, Excel Books India.
6. Marketing Management- text and Cases, Dr. C.B.Gupta & Dr. N.Rajan Nair, 17th edition, 2016.

**CMG341 HUMAN RESOURCE MANAGEMENT FOR ENTREPRENEURS L T P C**  
**3 0 0 3**

**OBJECTIVES:**

1. To introduce the basic concepts, structure and functions of human resource management for entrepreneurs.
2. To create an awareness of the roles, functions and functioning of human resource department.
- 3.To understand the methods and techniques followed by Human Resource Management practitioners.

**UNIT I INTRODUCTION TO HRM 9**

Concept, Definition, Objectives- Nature and Scope of HRM - Evolution of HRM - HR Manager Roles- Skills - Personnel Management Vs. HRM - Human Resource Policies - HR Accounting - HR Audit - Challenges in HRM.

**UNIT II HUMAN RESOURCE PLANNING 9**

HR Planning - Definition - Factors- Tools - Methods and Techniques - Job analysis- Job rotation- Job Description - Career Planning - Succession Planning - HRIS - Computer Applications in HR - Recent Trends

**UNIT III RECRUITMENT AND SELECTION 9**

Sources of recruitment- Internal Vs. External - Domestic Vs. Global Sources -eRecruitment - Selection Process- Selection techniques -eSelection- Interview Types- Employee Engagement.

**UNIT IV TRAINING AND EMPLOYEE DEVELOPMENT 9**

Types of Training - On-The-Job, Off-The-Job - Training Needs Analysis – Induction and Socialisation Process - Employee Compensation - Wages and Salary Administration – Health and Social Security Measures- Green HRM Practices

## **UNIT V CONTROLLING HUMAN RESOURCES**

**9**

Performance Appraisal – Types - Methods - Collective Bargaining - Grievances Redressal Methods – Employee Discipline – Promotion – Demotion - Transfer – Dismissal - Retrenchment - Union Management Relationship - Recent Trends

**TOTAL 45 : PERIODS**

### **OUTOMES:**

Upon completion of this course the learners will be able:

CO 1 To understand the Evolution of HRM and Challenges faced by HR Managers

CO 2 To learn about the HR Planning Methods and practices.

CO 3 To acquaint about the Recruitment and Selection Techniques followed in Industries.

CO 4 To known about the methods of Training and Employee Development.

CO 5 To comprehend the techniques of controlling human resources in organisations.

### **REFERENCES**

- 1) Gary Dessler and Biju Varkkey, Human Resource Management, 14e , Pearson, 2015.
- 2) Mathis and Jackson, Human Resource Management, Cengage Learning 15e, 2017.
- 3) David A. Decenzo, Stephen.P.Robbins, and Susan L. Verhulst, Human Resource Management, Wiley, International Student Edition, 11th Edition, 2014
- 4) R. Wayne Mondy, Human Resource Management, Pearson , 2015.
- 5) Luis R.Gomez-Mejia, David B.Balkin, Robert L Cardy. Managing Human Resource. PHI Learning. 2012
- 6) John M. Ivancevich, Human Resource Management,12e, McGraw Hill Irwin,2013.
- 7) K. Aswathappa, Sadhna Dash , Human Resource Management - Text and Cases , 9th Edition, McGraw Hill, 2021.
- 8) Uday Kumar Haldar, Juthika Sarkar. Human Resource management. Oxford. 2012

**CMG342**

## **FINANCING NEW BUSINESS VENTURES**

**L T P C**  
**3 0 0 3**

### **Course Objectives**

- To develop the basics of business venture financing.
- To impart the knowledge essential for entrepreneurs for financing new ventures.
- To acquaint the learners with the sources of debt and quity financing.
- To empower the learners towards fund rasiing for new ventures effectively.

### **UNIT I ESSENTIALS OF NEW BUSINES VENTURE**

**9**

Setting up new Business Ventures – Need - Scope - Franchising - Location Strategy, Registration Process - State Directorate of Industries- Financing for New Ventures - Central and State Government Agencies - Types of loans – Financial Institutions - SFC, IDBI, NSIC and SIDCO.

### **UNIT II INTRODUCTION TO VENTURE FINANCING**

**9**

Venture Finance – Definition – Historic Background - Funding New Ventures- Need – Scope – Types - Cost of Project - Means of Financing - Estimation of Working Capital - Requirement of funds – Mix of Dent and Equity - Challenges and Opportunities.

### **UNIT III SOURCES OF DEBT FINANCING**

**9**

Fund for Capital Assets - Term Loans - Leasing and Hire-Purchase - Money Market instruments – Bonds, Corporate Papers – Preference Capital- Working Capital Management- Fund based Credit Facilities - Cash Credit - Over Draft.

**UNIT IV SOURCES OF EQUITY FINANCING 9**

Own Capital, Unsecured Loan - Government Subsidies , Margin Money- Equity Funding - Private Equity Fund- Schemes of Commercial banks - Angel Funding – Crowdfunding- Venture Capital.

**UNIT V METHODS OF FUND RAISING FOR NEW VENTURES 9**

Investor Decision Process - Identifying the appropriate investors- Targeting investors- Developing Relationships with investors - Investor Selection Criteria- Company Creation- Raising Funds - Seed Funding- VC Selection Criteria – Process- Methods- Recent Trends

**TOTAL 45 : PERIODS**

**OUTCOMES:**

Upon completion of this course, the students should be able to:

CO 1 Learn the basics of starting a new business venture.

CO 2 Understand the basics of venture financing.

CO 3 Understand the sources of debt financing.

CO 4 Understand the sources of equity financing.

CO 5 Acquaint with the methods of fund raising for new business ventures.

**REFERENCES :**

- 1) Principles of Corporate Finance by Brealey and Myers et al.,12<sup>TH</sup> ed, McGraw Hill Education (India) Private Limited, 2018
- 2) Prasanna Chandra, Projects : Planning ,Analysis,Selection ,Financing,Implementation and Review, McGraw Hill Education India Pvt Ltd ,New Delhi , 2019.
- 3) Introduction to Project Finance. Andrew Fight,Butterworth-Heinemann, 2006.
- 4) Metrick, Andrew; Yasuda, Ayako. Venture Capital And The Finance Of Innovation. Venture Capital And The Finance Of Innovation, 2nd Edition, Andrew Metrick And Ayako Yasuda, Eds., John Wiley And Sons, Inc, 2010.
- 5) Feld, Brad; Mendelson, Jason. Venture Deals. Wiley, 2011.
- 6) May, John; Simons, Cal. Every Business Needs An Angel: Getting The Money You Need To Make Your Business Grow. Crown Business, 2001.
- 7) Gompers, Paul Alan; Lerner, Joshua. The Money Of Invention: How Venture Capital Creates New Wealth. Harvard Business Press, 2001.
- 8) Camp, Justin J. Venture Capital Due Diligence: A Guide To Making Smart Investment Choices And Increasing Your Portfolio Returns. John Wiley & Sons, 2002.
- 9) Byers, Thomas. Technology Ventures: From Idea To Enterprise. Mcgraw-Hill Higher Education, 2014.
- 10) Lerner, Josh; Leamon, Ann; Hardyman, Felda. Venture Capital, Private Equity, And The Financing Of Entrepreneurship. 2012.

**VERTICAL 3: PUBLIC ADMINISTRATION**

**CMG343 PRINCIPLES OF PUBLIC ADMINISTRATION**

**L T P C  
3 0 0 3  
(9)**

**UNIT-I**

1. Meaning, Nature and Scope of Public Administration
2. Importance of Public Administration
3. Evolution of Public Administration

**UNIT-II**

1. New Public Administration
2. New Public Management
3. Public and Private Administration

**(9)**

**UNIT-III** (9)

1. Relationships with Political Science, History and Sociology
2. Classical Approach
3. Scientific Management Approach

**UNIT-IV** (9)

1. Bureaucratic Approach: Max Weber
2. Human Relations Approach : Elton Mayo
3. Ecological Approach : Riggs

**UNIT-V** (9)

1. Leadership: Leadership - Styles - Approaches
2. Communication: Communication Types - Process - Barriers
3. Decision Making: Decision Making - Types, Techniques and Processes.

**TOTAL: 45 PERIODS**

**REFERENCES:**

1. Avasthi and Maheswari: Public Administration in India, Agra:Lakshmi Narain Agarwal,2013.
2. Ramesh K Arora: Indian Public Administration, New Delhi: Wishwa Prakashan, 2012.
3. R.B. Jain: Public Administration in India,21st Century Challenges for Good Governance, New Delhi: Deep and Deep, 2002.
4. Rumki Basu: Public Administration:Concept and Theories, New Delhi:Sterling, 2013.
5. R. Tyagi, Public Administration, Atma Ram & Sons, New Delhi, 1983.

**CMG344**

**CONSTITUTION OF INDIA**

**L T P C**

**3 0 0 3**

**(9)**

**UNIT-I**

1. Constitutional Development Since 1909 to 1947
2. Making of the Constitution.
3. Constituent Assembly

**UNIT-II**

1. Fundamental Rights
2. Fundamental Duties
3. Directive Principles of State Policy

**(9)**

**UNIT-III**

1. President
2. Parliament
3. Supreme Court

**(9)**

**UNIT-IV**

1. Governor
2. State Legislature
3. High Court

**(9)**

**UNIT-V**

1. Secularism
2. Social Justice
3. Minority Safeguards

**(9)**

**TOTAL: 45 PERIODS**

**REFERENCES:**

1. Basu. D.D.: Introduction to Indian Constitution ; Prentice Hall; New Delhi.



2. Kapur. A.C: Indian Government and Political System; S.Chand and Company Ltd., New Delhi.
3. Johari J.C.: Indian Politics, Vishal Publications Ltd, New Delhi
4. Agarwal R.C: Indian Political System; S.Chand & Co., New Delhi

<b>CMG345</b>	<b>PUBLIC PERSONNEL ADMINISTRATION</b>	<b>L T P C</b>
		<b>3 0 0 3</b>
<b>UNIT-I</b>		<b>(9)</b>
1. Meaning, Scope and Importance of Personnel Administration		
2. Types of Personnel Systems: Bureaucratic, Democratic and Representative systems		
<b>UNIT-II</b>		<b>(9)</b>
1. Generalist Vs Specialist		
2. Civil Servants' Relationship with Political Executive		
3. Integrity in Administration.		
<b>UNIT-III</b>		<b>(9)</b>
1. Recruitment: Direct Recruitment and Recruitment from Within		
2. Training: Kinds of Training		
3. Promotion		
<b>UNIT-IV</b>		<b>(9)</b>
1. All India Services		
2. Service Conditions		
3. State Public Service Commission		
<b>UNIT-V</b>		<b>(9)</b>
1. Employer Employee Relations		
2. Wage and Salary Administration		
3. Allowances and Benefits		
		<b>TOTAL: 45 PERIODS</b>
<b>REFERENCES:</b>		
1. Stahl Glean O: Public Personnel Administration		
2. Parnandikar Pai V.A: Personnel System for Development Administration.		
3. Bhambhiru . P: Bureaucracy and Policy in India.		
4. Dwivedi O.P and Jain R.B: India's Administrative state.		
5. Muttalis M.A: Union Public Service Commission.		
6. Bhakara Rao .V: Employer Employee Relations in India.		
7. Davar R.S. Personnel Management & Industrial Relations		

<b>CMG346</b>	<b>ADMINISTRATIVE THEORIES</b>	<b>L T P C</b>
		<b>3 0 0 3</b>
<b>UNIT I</b>		<b>(9)</b>
Meaning, Scope and significance of Public Administration, Evolution of Public Administration as a discipline and Identity of Public Administration		
<b>UNIT II</b>		<b>(9)</b>
Theories of Organization: Scientific Management Theory, Classical Model, Human Relations Theory		
<b>UNIT III</b>		<b>(9)</b>

Organization goals and Behaviour, Groups in organization and group dynamics, Organizational Design.

**UNIT IV (9)**

Motivation Theories, content, process and contemporary; Theories of Leadership: Traditional and Modern: Process and techniques of decision-making

**UNIT V (9)**

Administrative thinkers: Kautilya, Woodrow Willson, C.I. Barnard . Peter Drucker

**TOTAL: 45 PERIODS**

**REFERENCES:**

1. Crozier M : The Bureaucratic phenomenon (Chand)
2. Blau. P.M and Scott. W : Formal Organizations (RKP)
3. Presthus. R : The Organizational Society (MAC)
4. Alvi, Shum Sun Nisa : Eminent Administrative Thinkers.
5. Keith Davis : Organization Theory (MAC)

**CMG347**

**INDIAN ADMINISTRATIVE SYSTEM**

**L T P C  
3 0 0 3**

**UNIT I (9)**

Evolution and Constitutional Context of Indian Administration, Constitutional Authorities: Finance Commission, Union Public Services Commission, Election Commission, Comptroller and Auditor General of India, Attorney General of India

**UNIT II (9)**

Role & Functions of the District Collector, Relationship between the District Collector and Superintendent of Police, Role of Block Development Officer in development programmes, Local Government

**UNIT III (9)**

Main Features of 73rd Constitutional Amendment Act 1992, Salient Features of 74th Constitutional Amendment Act 1992

**UNIT IV (9)**

Coalition politics in India, Integrity and Vigilance in Indian Administration

**UNIT V (9)**

Corruption – Ombudsman, Lok Pal & Lok Ayuktha

**TOTAL: 45 PERIODS**

**REFERENCES:**

1. S.R. Maheswari : Indian Administration
2. Khera. S.S : Administration in India
3. Ramesh K. Arora : Indian Public Administration
4. T.N. Chaturvedi : State administration in India
5. Basu, D.D : Introduction to the Constitution of India

**CMG348**

**PUBLIC POLICY ADMINISTRATION**

**L T P C  
3 0 0 3**

**UNIT-I (9)**

Meaning and Definition of Public Policy - Nature, Scope and Importance of public policy – Public policy relationship with social sciences especially with political science and Public Administration.

**UNIT-II** (9)  
Approaches in Policy Analysis - Institutional Approach – Incremental Approach and System's Approach – Dror's Optimal Model

**UNIT-III** (9)  
Major stages involved in Policy making Process – Policy Formulation – Policy Implementation – Policy Evaluation.

**UNIT-IV** (9)  
Institutional Framework of Policy making – Role of Bureaucracy – Role of Interest Groups and Role of Political Parties.

**UNIT-V** (9)  
Introduction to the following Public Policies – New Economic Policy – Population Policy – Agriculture policy - Information Technology Policy.

**TOTAL: 45 PERIODS**

**REFERENCES:**

1. Rajesh Chakrabarti & Kaushik Sanyal : Public Policy in India, Oxford University Press, 2016.
2. Kuldeep Mathur : Public Policy and Politics in India, Oxford University Press, 2016.
3. Bidyutv Chakrabarty: Public Policy: Concept, Theory and Practice, 2015.
4. Pradeep Saxena : Public Policy Administration and Development
5. Sapru R.K. : Public Policy: Formulation, Implementation and Evaluation, Sterling Publishers, 2016.

**VERTICAL 4: BUSINESS DATA ANALYTICS**

**CMG349**

**STATISTICS FOR MANAGEMENT**

**L T P C**  
**3 0 0 3**

**OBJECTIVE:**

- To learn the applications of statistics in business decision making.

**UNIT I INTRODUCTION** 9

Basic definitions and rules for probability, Baye's theorem and random variables, Probability distributions: Binomial, Poisson, Uniform and Normal distributions.

**UNIT II SAMPLING DISTRIBUTION AND ESTIMATION** 9

Introduction to sampling distributions, Central limit theorem and applications, sampling techniques, Point and Interval estimates of population parameters.

**UNIT III TESTING OF HYPOTHESIS - PARAMETIRC TESTS** 9

Hypothesis testing: one sample and two sample tests for means of large samples (z-test), one sample and two sample tests for means of small samples (t-test), ANOVA one way.

**UNIT IV NON-PARAMETRIC TESTS** 9

Chi-square tests for independence of attributes and goodness of fit, Kolmogorov-Smirnov – test for goodness of fit, Mann – Whitney U test and Kruskal Wallis test.

**UNIT V CORRELATION AND REGRESSION** 9

Correlation –Rank Correlation – Regression – Estimation of Regression line – Method of Least Squares – Standard Error of estimate.

**TOTAL:45 PERIODS**

**OUTCOMES:**

- To facilitate objective solutions in business decision making.
- To understand and solve business problems
- To apply statistical techniques to data sets, and correctly interpret the results.
- To develop skill-set that is in demand in both the research and business environments
- To enable the students to apply the statistical techniques in a work setting.

**REFERENCES:**

1. Richard I. Levin, David S. Rubin, Masood H.Siddiqui, Sanjay Rastogi, Statistics for Management, Pearson Education, 8th Edition, 2017.
2. Prem. S. Mann, Introductory Statistics, Wiley Publications, 9th Edition, 2015.
3. T N Srivastava and Shailaja Rego, Statistics for Management, Tata McGraw Hill, 3rd Edition 2017.
4. Ken Black, Applied Business Statistics, 7th Edition, Wiley India Edition, 2012.
5. David R. Anderson, Dennis J. Sweeney, Thomas A.Williams, Jeffrey D.Camm, James J.Cochran, Statistics for business and economics, 13th edition, Thomson (South – Western) Asia, Singapore, 2016.
6. N. D. Vohra, Business Statistics, Tata McGraw Hill, 2017.

**CMG350**

**DATAMINING FOR BUSINESS INTELLIGENCE**

**L T P C  
3 0 0 3**

**OBJECTIVES :**

- To know how to derive meaning form huge volume of data and information.
- To understand how knowledge discovering process is used in business decision making.

<b>UNIT I</b>	<b>INTRODUCTION</b>	<b>9</b>
Data mining, Text mining, Web mining, Data ware house.		
<b>UNIT II</b>	<b>DATA MINING PROCESS</b>	<b>9</b>
Datamining process – KDD, CRISP-DM, SEMMA Prediction performance measures		
<b>UNIT III</b>	<b>PREDICTION TECHNIQUES</b>	<b>9</b>
Data visualization, Time series – ARIMA, Winter Holts,		
<b>UNIT IV</b>	<b>CLASSIFICATION AND CLUSTERING TECHNIQUES</b>	<b>9</b>
Classification, Association, Clustering.		
<b>UNIT V</b>	<b>MACHINE LEARNING AND AI</b>	<b>9</b>
Genetic algorithms, Neural network, Fuzzy logic, Ant Colony optimization, Particle Swarm optimization		

**TOTAL: 45 PERIODS**

**OUTCOMES:**

1. Learn to apply various data mining techniques into various areas of different domains.
2. Be able to interact competently on the topic of data mining for business intelligence.
3. Apply various prediction techniques.
4. Learn about supervised and unsupervised learning technique.
5. Develop and implement machine learning algorithms

**REFERENCES :**

1. Jaiwei Ham and Micheline Kamber, Data Mining concepts and techniques, Kauffmann Publishers 2006

2. Efraim Turban, Ramesh Sharda, Jay E. Aronson and David King, Business Intelligence, Prentice Hall, 2008.
3. W.H.Inmon, Building the Data Warehouse, fourth edition Wiley India pvt. Ltd. 2005.
4. Ralph Kimball and Richard Merz, The data warehouse toolkit, John Wiley, 3rd edition, 2013.
5. Michel Berry and Gordon Linoff, Mastering Data mining, John Wiley and Sons Inc, 2nd Edition, 2011
6. Michel Berry and Gordon Linoff, Data mining techniques for Marketing, Sales and Customer support, John Wiley, 2011
7. G. K. Gupta, Introduction to Data mining with Case Studies, Prentice hall of India, 2011
8. Giudici, Applied Data mining – Statistical Methods for Business and Industry, John Wiley. 2009
9. Elizabeth Vitt, Michael Luckevich Stacia Misner, Business Intelligence, Microsoft, 2011
10. Michalewicz Z., Schmidt M. Michalewicz M and Chiriac C, Adaptive Business Intelligence, Springer – Verlag, 2007
11. Galit Shmueli, Nitin R. Patel and Peter C. Bruce, Data Mining for Business Intelligence – Concepts, Techniques and Applications Wiley, India, 2010.

**CMG351**

**HUMAN RESOURCE ANALYTICS**

**L T P C  
3 0 0 3**

**OBJECTIVE:**

- To develop the ability of the learners to define and implement HR metrics that are aligned with the overall business strategy.
- To know the different types of HR metrics and understand their respective impact and application.
- To understand the impact and use of HR metrics and their connection with HR analytics.
- To understand common workforce issues and resolving them using people analytics.

**UNIT I - INTRODUCTION TO HR ANALYTICS 9**  
People Analytics - stages of maturity - Human Capital in the Value Chain : impact on business – HR metrics and KPIs.

**UNIT II - HR ANALYTICS I: RECRUITMENT 9**  
Recruitment Metrics : Fill-up ratio - Time to hire - Cost per hire - Early turnover - Employee referral hires - Agency hires - Lateral hires - Fulfillment ratio- Quality of hire.

**UNIT III - HR ANALYTICS - TRAINING AND DEVELOPMENT 9**  
Training & Development Metrics : Percentage of employees trained- Internally and externally trained -Training hours and cost per employee - ROI.

**UNIT IV - HR ANALYTICS EMPLOYEE ENGAGEMENT AND CAREER PROGRESSION 9**  
Employee Engagement Metrics :Talent Retention index - Voluntary and involuntary turnover-grades, performance, and service tenure - Internal hired index Career Progression Metrics: Promotion index - Rotation index - Career path index.

**UNIT V - HR ANALYTICS IV: WORKFORCE DIVERSITY AND DEVELOPMENT 9**  
Workforce Diversity and Development Metrics : Employees per manager – Workforce age profiling - Workforce service profiling - Churnover index - Workforce diversity index - Gender mix

**TOTAL: 45 PERIODS**

**OUTCOME:**

- The learners will be conversant about HR metrics and ready to apply at work settings.

- The learners will be able to resolve HR issues using people analytics.

**REFERENCES:**

1. JacFitzenz , The New HR Analytics, AMACOM , 2010.
2. Edwards M. R., & Edwards K, Predictive HR Analytics: Mastering the HR Metric.London: Kogan Page.2016.
3. Human Resources kit for Dummies – 3 rd edition – Max Messmer, 2003
4. Dipak Kumar Bhattacharyya, HR Analytics ,Understanding Theories and Applications, SAGE Publications India ,2017.
5. Sesil, J. C. , Applying advanced analytics to HR management decisions: Methods fo selection, developing incentives, and improving collaboration. Upper Saddle River,New Jersey: Pearson Education,2014.
6. Pease, G., & Beresford, B, Developing Human Capital: Using Analytics to Plan and Optimize Your Learning and Development Investments. Wiley ,2014.
7. Phillips, J., & Phillips, P.P, Making Human Capital Analytics Work: Measuring the ROI of Human Capital Processes and OUTCOME. McGraw-Hill,2014.
8. HR Scorecard and Metrics, HBR, 2001.

**CMG352                      MARKETING AND SOCIAL MEDIA WEB ANALYTICS                      L T P C**  
**3 0 0 3**

**OBJECTIVE:**

- To showcase the opportunities that exist today to leverage the power of the web and social media

**UNIT I                      MARKETING ANALYTICS                      9**  
 Marketing Budget and Marketing Performance Measure, Marketing - Geographical Mapping, Data Exploration, Market Basket Analysis

**UNIT II                      COMMUNITY BUILDING AND MANAGEMENT                      9**  
 History and Evolution of Social Media-Understanding Science of Social Media –Goals for using Social Media- Social Media Audience and Influencers - Digital PR- Promoting Social Media Pages-Linking Social Media Accounts-The Viral Impact of Social Media.

**UNIT III                      SOCIAL MEDIA POLICIES AND MEASUREMENTS                      9**  
 Social Media Policies-Etiquette, Privacy- ethical problems posed by emerging social media technologies - The Basics of Tracking Social Media.

**UNIT IV                      WEB ANALYTICS                      9**  
 Data Collection, Overview of Qualitative Analysis, Business Analysis, KPI and Planning, Critical Components of a Successful Web Analytics Strategy, Proposals & Reports, Web Data Analysis.

**UNIT V                      SEARCH ANALYTICS                      9**  
 Search engine optimization (SEO), user engagement, user-generated content, web traffic analysis, online security, online ethics, data visualization.

**TOTAL: 45 PERIODS**

**OUTCOME:**

- The Learners will understand social media, web and social media analytics and their potential impact.

**REFERENCES:**

1. K. M. Shrivastava, Social Media in Business and Governance, Sterling Publishers Private Limited, 2013
2. Christian Fuchs, Social Media a critical introduction, SAGE Publications Ltd, 2014
3. Bittu Kumar, Social Networking, V & S Publishers, 2013
4. Avinash Kaushik, Web Analytics - An Hour a Day, Wiley Publishing, 2007
5. Ric T. Peterson, Web Analytics Demystified, Celilo Group Media and CafePress 2004
6. Takeshi Moriguchi, Web Analytics Consultant Official Textbook, 7th Edition, 2016

**CMG353****OPERATION AND SUPPLY CHAIN ANALYTICS****L T P C****3 0 0 3****OBJECTIVE:**

- To treat the subject in depth by emphasizing on the advanced quantitative models and methods in operations and supply chain management and its practical aspects and the latest developments in the field.

**UNIT I INTRODUCTION****9**

Descriptive, predictive and prescriptive analytics, Data Driven Supply Chains – Basics, transforming supply chains.

**UNIT II WAREHOUSING DECISIONS****9**

P-Median Methods - Guided LP Approach, Greedy Drop Heuristics, Dynamic Location Models, Space Determination and Layout Methods.

**UNIT III INVENTORY MANAGEMENT****9**

Dynamic Lot sizing Methods, Multi-Echelon Inventory models, Aggregate Inventory system and LIMIT, Risk Analysis in Supply Chain, Risk pooling strategies.

**UNIT IV TRANSPORTATION NETWORK MODELS****9**

Minimal Spanning Tree, Shortest Path Algorithms, Maximal Flow Problems, Transportation Problems, Set covering and Set Partitioning Problems, Travelling Salesman Problem, Scheduling Algorithms.

**UNIT V MCDM MODELS****9**

Analytic Hierarchy Process(AHP), Data Envelopment Analysis (DEA), Fuzzy Logic an Techniques, the analytical network process (ANP), TOPSIS.

**TOTAL: 45 PERIODS****OUTCOME:**

- To enable quantitative solutions in business decision making under conditions of certainty, risk and uncertainty.

**REFERENCES:**

1. Nada R. Sanders, Big data driven supply chain management: A framework for implementing analytics and turning information into intelligence, Pearson Education, 2014.
2. Michael Watson, Sara Lewis, Peter Cacioppi, Jay Jayaraman, Supply Chain Network Design: Applying Optimization and Analytics to the Global Supply Chain, Pearson Education, 2013.
3. Anna Nagurney, Min Yu, Amir H. Masoumi, Ladimer S. Nagurney, Networks Against Time: Supply Chain Analytics for Perishable Products, Springer, 2013.

4. Muthu Mathirajan, Chandrasekharan Rajendran, Sowmyanarayanan Sadagopan, Arunachalam Ravindran, Parasuram Balasubramanian, Analytics in Operations/Supply Chain Management , I.K. International Publishing House Pvt. Ltd., 2016.
5. Gerhard J. Plenert, Supply Chain Optimization through Segmentation and Analytics, CRC Press, Taylor & Francis Group, 2014.

**CMG354**

**FINANCIAL ANALYTICS**

**L T P C**  
**3 0 0 3**

**OBJECTIVE:**

- This course introduces a core set of modern analytical tools that specifically target finance applications.

**UNIT I CORPORATE FINANCE ANALYSIS 9**

Basic corporate financial predictive modelling- Project analysis- cash flow analysis- cost of capital, Financial Break even modelling, Capital Budget model-Payback, NPV, IRR.

**UNIT II FINANCIAL MARKET ANALYSIS 9**

Estimation and prediction of risk and return ( bond investment and stock investment) –Time series-examining nature of data, Value at risk, ARMA, ARCH and GARCH.

**UNIT III PORTFOLIO ANALYSIS 9**

Portfolio Analysis – capital asset pricing model, Sharpe ratio, Option pricing models- binomial model for options, Black Scholes model and Option implied volatility.

**UNIT IV TECHNICAL ANALYSIS 9**

Prediction using charts and fundamentals – RSI, ROC, MACD, moving average and candle charts, simulating trading strategies. Prediction of share prices.

**UNIT V CREDIT RISK ANALYSIS 9**

Credit Risk analysis- Data processing, Decision trees, logistic regression and evaluating credit risk model.

**TOTAL: 45 PERIODS**

**OUTCOME**

- The learners should be able to perform financial analysis for decision making using excel, Python and R.

**REFERENCES:**

1. Financial analytics with R by Mark J. Bennett, Dirk L. Hugen, Cambridge university press.
2. Haskell Financial Data Modeling and Predictive Analytics Paperback – Import, 25 Oct 2013 by Pavel Ryzhov.
3. Quantitative Financial Analytics: The Path To Investment Profits Paperback – Import, 11 Sep 2017 by Edward E Williams (Author), John A Dobelman.
4. Python for Finance - Paperback – Import, 30 Jun 2017 by Yuxing Yan (Author).
5. Mastering Python for Finance Paperback – Import, 29 Apr 2015 by James Ma Weiming.



## VERTICAL 5: ENVIRONMENT AND SUSTAINABILITY

**CES331 SUSTAINABLE INFRASTRUCTURE DEVELOPMENT**

**L T P C  
3 0 0 3**

### **OBJECTIVE:**

- To impart knowledge about sustainable Infrastructure development goals, practices and to understand the concepts of sustainable planning, design, construction, maintenance and decommissioning of infrastructure projects.

### **UNIT I SUSTAINABLE DEVELOPMENT GOALS**

**9**

Definitions, principles and history of Sustainable Development - Sustainable development goals (SDG): global and Indian – Infrastructure Demand and Supply - Environment and Development linkages - societal and cultural demands – Sustainability indicators - Performance indicators of sustainability and Assessment mechanism - Policy frameworks and practices: global and Indian – Infrastructure Project finance – Infrastructure project life cycle - Constraints and barriers for sustainable development - future directions.

### **UNIT II SUSTAINABLE INFRASTRUCTURE PLANNING**

**9**

Overview of Infrastructure projects: Housing sector, Power sector, Water supply, road, rail and port transportation sector, rural and urban infrastructure. Environmental Impact Assessment (EIA), Land acquisition -Legal aspects, Resettlement & Rehabilitation and Development - Cost effectiveness Analysis - Risk Management Framework for Infrastructure Projects, Economic, demand, political, socio-environmental and cultural risks. Shaping the Planning Phase of Infrastructure Projects to mitigate risks, Designing Sustainable Contracts, Negotiating with multiple Stakeholders on Infrastructure Projects. Use of ICT tools in planning – Integrated planning - Clash detection in construction - BIM (Building Information Modelling).

### **UNIT III SUSTAINABLE CONSTRUCTION PRACTICES AND TECHNIQUES**

**9**

Sustainability through lean construction approach - Enabling lean through information technology – Lean in planning and design - IPD (Integrated Project Delivery) - Location Based Management System - Geospatial Technologies for machine control, site management, precision control and real time progress monitoring - Role of logistics in achieving sustainable construction – Data management for integrated supply chains in construction - Resource efficiency benefits of effective logistics - Sustainability in geotechnical practice – Design considerations, Design Parameters and Procedures – Quality control and Assurance - Use of sustainable construction techniques: Precast concrete technology, Pre-engineered buildings.

### **UNIT IV SUSTAINABLE CONSTRUCTION MATERIALS**

**9**

Construction materials: Concrete, steel, glass, aluminium, timber and FRP - No/Low cement concrete - Recycled and manufactured aggregate - Role of QC and durability - Sustainable consumption – Eco-efficiency - green consumerism - product stewardship and green engineering - Extended producer responsibility – Design for Environment Strategies, Practices, Guidelines, Methods, And Tools. Eco-design strategies –Design for Disassembly - Dematerialization, rematerialization, transmaterialization – Green procurement and green distribution - Analysis framework for reuse and recycling – Typical constraints on reuse and recycling - Communication of Life Cycle Information - Indian Eco mark scheme - Environmental product declarations – Environmental marketing- Life cycle Analysis (LCA), Advances in LCA: Hybrid LCA, Thermodynamic LCA - Extending LCA - economic dimension, social dimension - Life cycle costing (LCC) - Combining LCA and LCC – Case studies

### **UNIT V SUSTAINABLE MAINTENANCE OF INFRASTRUCTURE PROJECTS**

**9**

Case Studies - Sustainable projects in developed countries and developing nations - An Integrated Framework for Successful Infrastructure Planning and Management - Information Technology and

Systems for Successful Infrastructure Management, - Structural Health Monitoring for Infrastructure projects - Innovative Design and Maintenance of Infrastructure Facilities - Capacity Building and Improving the Governments Role in Infrastructure Implementation, Infrastructure Management Systems and Future Directions. – Use of Emerging Technologies – IoT, Big Data Analytics and Cloud Computing, Artificial Intelligences, Machine and Deep Learning, Fifth Generation (5G) Network services for maintenance .

**TOTAL: 45 PERIODS**

**OUTCOME:**

On completion of the course, the student is expected to be able to

**CO1** Understand the environment sustainability goals at global and Indian scenario.

**CO2** Understand risks in development of projects and suggest mitigation measures.

**CO3** Apply lean techniques, LBMS and new construction techniques to achieve sustainability in infrastructure construction projects.

**CO4** Explain Life Cycle Analysis and life cycle cost of construction materials.

**CO5** Explain the new technologies for maintenance of infrastructure projects.

**REFERENCES:**

1. Charles J Kibert, Sustainable Construction : Green Building Design & Delivery, 4th Edition , Wiley Publishers 2016.
2. Steve Goodhew, Sustainable Construction Process, Wiley Blackwell,UK, 2016.
3. Craig A. Langston & Grace K.C. Ding, Sustainable Practices in the Built Environment, Butterworth Heinemann Publishers, 2011.
4. William P Spence, Construction Materials, Methods & Techniques (3e), Yesdee Publication Pvt. Ltd, 2016.
5. New Building Materials and Construction World magazine
6. Kerry Turner. R, "Sustainable Environmental Management", Principles and Practice Publisher:Belhaven Press,ISBN:1852930039.
7. Munier N, "Introduction to Sustainability", Springer2005
8. Sharma, "Sustainable Smart Cities In India: Challenges And Future Perspectives", SPRINGER, 2022.
9. Ralph Horne, Tim Grant, KarliVerghese, Life Cycle Assessment: Principles, Practice and Prospects, Csiro Publishing,2009
10. European Commission - Joint Research Centre - Institute for Environment and Sustainability: International Reference Life Cycle Data System (ILCD) Handbook - General guide for Life Cycle Assessment - Detailed guidance. Luxembourg. European Union;2010
11. Hudson, Haas, Uddin, Infrastructure management: integrating design, construction, maintenance, rehabilitation, and renovation, McGraw Hill, (1997).
12. GregerLundesjö, Supply Chain Management and Logistics in Construction: Delivering Tomorrow's Built Environment, Kogan Page Publishers, 2015.

PROGRESS THROUGH KNOWLEDGE

**CO's- PO's & PSO's MAPPING**

CO's	PO's												PSO's		
	1	2	3	4	5	6	7	8	9	10	11	12	1	2	3
1	2		1	1		2	3	1	1		2	1	1	2	1
2	3	1	3	2	1	2	2		1	1	1	2	2	2	2
3	2	2	3	1	1	1	1				1	1	1	3	1
4	3	1	3	2	2	1	3	1	1	1	1	2	2	2	2
5	3	1	2	2	2	2	3	1		1	1	2	2	3	2
<b>Avg.</b>	3	1	3	2	2	2	3	1	1	1	1	2	2	3	2

**OBJECTIVES:**

- To educate the students about the issues of sustainability in agroecosystems, introduce the concepts and principles of agroecology as applied to the design and management of sustainable agricultural systems for a changing world.

**UNIT I AGROECOLOGY, AGROECOSYSTEM AND SUSTAINABLE AGRICULTURE CONCEPTS 9**

Ecosystem definition - Biotic Vs. abiotic factors in an ecosystem - Ecosystem processes - Ecological services and agriculture - Problems associated with industrial agriculture/food systems - Defining sustainability - Characteristics of sustainable agriculture - Difference between regenerative and sustainable agriculture systems

**UNIT II SOIL HEALTH, NUTRIENT AND PEST MANAGEMENT 9**

Soil health definition - Factors to consider (physical, chemical and biological) - Composition of healthy soils - Soil erosion and possible control measures - Techniques to build healthy soil - Management practices for improving soil nutrient - Ecologically sustainable strategies for pest and disease control

**UNIT III WATER MANAGEMENT 9**

Soil water storage and availability - Plant yield response to water - Reducing evaporation in agriculture - Earthworks and tanks for rainwater harvesting - Options for improving the productivity of water - Localized irrigation - Irrigation scheduling - Fertigation - Advanced irrigation systems and agricultural practices for sustainable water use

**UNIT IV ENERGY AND WASTE MANAGEMENT 9**

Types and sources of agricultural wastes - Composition of agricultural wastes - Sustainable technologies for the management of agricultural wastes - Useful and high value materials produced using different processes from agricultural wastes - Renewable energy for sustainable agriculture

**UNIT V EVALUATING SUSTAINABILITY IN AGROECOSYSTEMS 9**

Indicators of sustainability in agriculture - On-farm evaluation of agroecosystem sustainability - Alternative agriculture approaches/ farming techniques for sustainable food production - Goals and components of a community food system - Case studies

**TOTAL: 45 PERIODS**

**OUTCOME**

On completion of the course, the student is expected to be able to

- CO1** Have an in-depth knowledge about the concepts, principles and advantages of sustainable agriculture
- CO2** Discuss the sustainable ways in managing soil health, nutrients, pests and diseases
- CO3** Suggest the ways to optimize the use of water in agriculture to promote an ecological use of resources
- CO4** Develop energy and waste management plans for promoting sustainable agriculture in non-sustainable farming areas
- CO5** Assess an ecosystem for its level of sustainability and prescribe ways of converting to a sustainable system through the redesign of a conventional agroecosystem

**REFERENCES:**

1. Approaches to Sustainable Agriculture – Exploring the Pathways Towards the Future of Farming, Oberc, B.P. & Arroyo Schnell, A., IUCN, Belgium, 2020

- Natural bioactive products in sustainable agriculture, Singh, J. & Yadav, A.N., Springer, 2020
- Organic Farming for Sustainable Agriculture, Nandwani, D., Springer, 2016
- Principles of Agronomy for Sustainable Agriculture, Villalobos, F.J. & Fereres, E., Springer, 2016
- Sustainable Agriculture for Food Security: A Global Perspective, Balkrishna, A., CRC Press, 2021
- Sustainable Energy Solutions in Agriculture, Bundschuh, J. & Chen, G., CRC Press, 2014

### CO – PO Mapping - SUSTAINABLE AGRICULTURE PRACTICES

CO's	PO's												PSO's		
	1	2	3	4	5	6	7	8	9	10	11	12	1	2	3
1		2						2		2			2	2	
2		2		2	2	2							3	2	
3				2		2							3	2	3
4	3	2			2			2	2	2	2		3	2	3
5		2	3	2			1					1		2	
<b>Avg.</b>	3	2	3	2	2	2	1	2	2	2	2	1	3	2	3

1 – Low; 2 – Medium; 3 – High; ‘-’ – No correlation

CES333

**SUSTAINABLE BIOMATERIALS**

**L T P C  
3 0 0 3**

#### OBJECTIVES

- To Impart knowledge of biomaterials and their properties
- To learn about Fundamentals aspects of Biopolymers and their applications
- To learn about bioceramics and biopolymers
- To introduce the students about metals as biomaterials and their usage as implants
- To make the students understand the significance of bionanomaterials and its applications.

#### UNIT I INTRODUCTION TO BIOMATERIALS

9

Introduction: Definition of biomaterials, requirements & classification of biomaterials- Types of Biomaterials- Degradable and resorbable biomaterials- engineered natural materials- Biocompatibility-Hydrogels-pyrolitic carbon for long term medical implants-textured and porous materials-Bonding types- crystal structure-imperfection in crystalline structure-surface properties and adhesion of materials –strength of biological tissues-performance of implants-tissue response to implants- Impact and Future of Biomaterials

#### UNIT II BIO POLYMERS

9

Molecular structure of polymers -Molecular weight - Types of polymerization techniques–Types of polymerization reactions- Physical states of polymers- Common polymeric biomaterials - Polyethylene -Polymethylmethacrylate (PMMA-Polylactic acid (PLA) and polyglycolic acid (PGA) - Polycaprolactone (PCL) - Other biodegradable polymers –Polyurethan- reactions polymers for medical purposes - Collagens- Elastin- Cellulose and derivatives-Synthetic polymeric membranes and their biological applications

#### UNIT III BIO CERAMICS AND BIOCOSMOSITES

9

General properties- Bio ceramics -Silicate glass - Alumina (Al<sub>2</sub>O<sub>3</sub>) -Zirconia (ZrO<sub>2</sub>)-Carbon-Calcium phosphates (CaP)- Resorbable Ceramics- surface reactive ceramics- Biomedical

Composites-Polymer Matrix Composite(PMC)-Ceramic Matrix Composite(CMC)-Metal Matrix Composite (MMC)–glass ceramics - Orthopedic implants-Tissue engineering scaffolds

#### **UNIT IV METALS AS BIOMATERIALS**

**9**

Biomedical metals-types and properties-stainless steel-Cobalt chromium alloys-Titanium alloys-Tantalum-Nickel titanium alloy (Nitinol)- magnesium-based biodegradable alloys-surface properties of metal implants for osteointegration-medical application-corrosion of metallic implants – biological tolerance of implant metals

#### **UNIT V NANOBIMATERIALS**

**9**

Meatllcnanobiomaterials–Nanopolymers-Nanoceramics- Nanocomposites -Carbon based nanobiomaterials - transport of nanoparticles- release rate-positive and negative effect of nanosize-nanofibres-Nano and micro features and their importance in implant performance-Nanosurface and coats-Applications nanoantibiotics-Nanomedicines- Biochips – Biomimetics-BioNEMs -Biosensor-Bioimaging/Molecular Imaging- challenges and future perspective.

**TOTAL : 45 PERIODS**

#### **OUTCOMES**

- Students will gain familiarity with Biomaterials and they will understand their importance.
- Students will get an overview of different biopolymers and their properties
- Students gain knowledge on some of the important Bioceramics and Biocomposite materials
- Students gain knowledge on metals as biomaterials
- Student gains knowledge on the importance of nanobiomaterials in biomedical applications.

#### **REFERENCES**

1. C. Mauli Agrawal, Joo L. Ong, Mark R. Appleford, Gopinath Mani “Introduction to Biomaterials Basic Theory with Engineering Applications” Cambridge University Press, 2014.
2. Donglu shi “Introduction to Biomaterials” Tsinghua University press, 2006.
3. Joon Park, R.S.Lakes “Biomaterials An Introduction” third edition, Springer 2007.
4. M.Jaffe,W.Hammond, P.Tolias and T.Arinzeh “Characterization of Biomaterials” Wood head publishing, 2013.
5. Buddy D.Ratner and Allan S.Hoffman Biomaterials Science “An Introduction to Material in Medicine” Third Edition, 2013.
6. VasifHasirci, NesrinHasirci “Fundamentals of Biomaterials” Springer, 2018
7. Leopoldo Javier Rios Gonzalez. “Handbook of Research on Bioenergy and Biomaterials: Consolidated and green process” Apple academic press, 2021.
8. Devarajan Thangadurai, Jeyabalan Sangeetha, Ram Prasad “Functional Bionanomaterials” springer, 2020.
9. Sujata.V.Bhat Biomaterials; Narosa Publishing house, 2002.

**CES334**

**MATERIALS FOR ENERGY SUSTAINABILITY**

**L T P C  
3 0 0 3**

#### **OBJECTIVES**

- To familiarize the students about the challenges and demands of energy sustainability
- To provide fundamental knowledge about electrochemical devices and the materials used.
- To introduce the students to various types of fuel cell
- To enable students to appreciate novel materials and their usage in photovoltaic application

- To introduce students to the basic principles of various types Supercapacitors and the materials used.

**UNIT I SUSTAINABLE ENERGY SOURCES 9**

Introduction to energy demand and challenges ahead – sustainable source of energy (wind, solar etc.) – electrochemical energy systems for energy harvesting and storage – materials for sustainable electrochemical systems building – India centric solutions based on locally available materials – Economics of wind and solar power generators vs. conventional coal plants – Nuclear energy

**UNIT II ELECTROCHEMICAL DEVICES 9**

Electrochemical Energy – Difference between primary and secondary batteries – Secondary battery (Li-ion battery, Sodium-ion battery, Li-S battery, Li-O<sub>2</sub> battery, Nickel Cadmium, Nickel Metal Hydride) – Primary battery (Alkaline battery, Zinc-Carbon battery) – Materials for battery (Anode materials – Lithiated graphite, Sodiated hard carbon, Silicon doped graphene, Lithium Titanate) (Cathode Materials – S, LiCoO<sub>2</sub>, LiFePO<sub>4</sub>, LiMn<sub>2</sub>O<sub>4</sub>) – Electrolytes for Lithium-ion battery (ethylene carbonate and propylene carbonate based)

**UNIT III FUEL CELLS 9**

Principle of operation of fuel cells – types of fuel cells (Proton exchange membrane fuel cells, alkaline fuel cell, direct methanol fuel cells, direct borohydride fuel cells, phosphoric acid fuel cells, solid oxide fuel cells, and molten carbonate fuel cells) – Thermodynamics of fuel cell – Fuel utilization – electrolyte membrane (proton conducting and anion conducting) – Catalysts (Platinum, Platinum alloys, carbon supported platinum systems and metal oxide supported platinum catalysts) – Anatomy of fuel cells (gas diffusion layer, catalyst layer, flow field plate, current conductors, bipolar plates and monopolar plates).

**UNIT IV PHOTOVOLTAICS 9**

Physics of the solar cell – Theoretical limits of photovoltaic conversion – bulk crystal growth of Si and wafering for photovoltaic application - Crystalline silicon solar cells – thin film silicon solar cells – multijunction solar cells – amorphous silicon based solar cells – photovoltaic concentrators – Cu(InGa)Se<sub>2</sub> solar cells – Cadmium Telluride solar cells – dye sensitized solar cells – Perovskite solar cells – Measurement and characterization of solar cells - Materials used in solar cells (metallic oxides, CNT films, graphene, OD fullerenes, single-multi walled carbon nanotubes, two-dimensional Graphene, organic or Small molecule-based solar cells materials - copper-phthalocyanine and perylenetetracarboxylicbis - benzene – fullerenes - boron subphthalocyanine-tin (II) phthalocyanine)

**UNIT V SUPERCAPACITORS 9**

Supercapacitor –types of supercapacitors (electrostatic double-layer capacitors, pseudo capacitors and hybrid capacitors) - design of supercapacitor-three and two electrode cell-parameters of supercapacitor- Faradaic and non - Faradaic capacitance – electrode materials (transition metal oxides (MO), mixed metal oxides, conducting polymers (CP), Mxenes, nanocarbons, non-noble metal, chalcogenides, hydroxides and 1D-3D metal-organic frame work (MOF), activated carbon fibres (ACF)- Hydroxides-Based Materials - Polyaniline (PANI), a ternary hybrid composite-conductive polypyrrole hydrogels – Different types of nanocomposites for the SC electrodes (carbon–carbon composites, carbon-MOs composites, carbon-CPs composites and MOs-CPs composites) - Two-Dimensional (2D) Electrode Materials - 2D transition metal carbides, carbonitrides, and nitrides.

**TOTAL : 45 PERIODS**

**OUTCOMES**

- Students will acquire knowledge about energy sustainability.
- Students understand the principles of different electrochemical devices.

- Students learn about the working of fuel cells and their application.
- Students will learn about various Photovoltaic applications and the materials used.
- The students gain knowledge on different types of supercapacitors and the performance of various materials

## REFERENCES

1. Functional materials for sustainable energy applications; John A. Kilner, Stephen J. Skinner, Stuart J. C. Irvine and Peter P. Edwards.
2. Hand Book of Fuel Cells: Fuel Cell Technology and Applications, Wolf Vielstich, Arnold Lamm, Hubert Andreas Gasteiger, Harumi Yokokawa, Wiley, London 2003.
3. B.E. Conway, Electrochemical supercapacitors: scientific fundamentals and technological applications, Kluwer Academic / Plenum publishers, New York, 1999.
4. T.R. Crompton, Batteries reference book, Newners, 3rd Edition, 2002.
5. Materials for Supercapacitor applications; B.Viswanathan. M.Aulice Scibioh
6. Electrode Materials for Supercapacitors: A Review of Recent Advances, Parnia Forouzandeh, Vignesh Kumaravel and Suresh C. Pillai, catalysts 2020.
7. Recent advances, practical challenges, and perspectives of intermediate temperature solid oxide fuel cell cathodes Amanda Ndubuisi, Sara Abouali, Kalpana Singh and VenkataramanThangadurai, J. Mater. Chem. A, 2022.
8. Review of next generation photovoltaic solar cell technology and comparative materialistic development Neeraj Kant, Pushpendra Singh, Materials Today: Proceedings, 2022.

**CES335**

**GREEN TECHNOLOGY**

**L T P C  
3 0 0 3**

### COURSE OBJECTIVE:

- To acquire knowledge on green systems and the environment, energy technology and efficiency, and sustainability.
- To provide green engineering solutions to energy demand, reduced energy footprint.

### **UNIT I PRINCIPLES OF GREEN CHEMISTRY 9**

Historical Perspectives and Basic Concepts. The twelve Principles of Green Chemistry and green engineering. Green chemistry metrics- atom economy, E factor, reaction mass efficiency, and other green chemistry metrics, application of green metrics analysis to synthetic plans.

### **UNIT II POLLUTION TYPES 9**

Pollution – types, causes, effects, and abatement. Waste – sources of waste, different types of waste, chemical, physical and biochemical methods of waste minimization and recycling.

### **UNIT III GREEN REAGENTS AND GREEN SYNTHESIS 9**

Environmentally benign processes- alternate solvents- supercritical solvents, ionic liquids, water as a reaction medium, energy-efficient design of processes- photo, electro and sono chemical methods, microwave-assisted reactions

### **UNIT IV DESIGNING GREEN PROCESSES 9**

Safe design, process intensification, in process monitoring. Safe product and process design – Design for degradation, Real-time Analysis for pollution prevention, inherently safer chemistry for accident prevention

**UNIT V GREEN NANOTECHNOLOGY****9**

Nanomaterials for water treatment, nanotechnology for renewable energy, nanotechnology for environmental remediation and waste management, nanotechnology products as potential substitutes for harmful chemicals, environmental concerns with nanotechnology

**TOTAL: 45 PERIODS****COURSE OUTCOMES**

CO1: To understand the principles of green engineering and technology

CO2: To learn about pollution using hazardous chemicals and solvents

CO3: To modify processes and products to make them green and safe.

CO4: To design processes and products using green technology

CO5 – To understand advanced technology in green synthesis

**TEXT BOOKS**

1. Green technology and design for the environment, Samir B. Billatos, Nadia A. Basaly, Taylor & Francis, Washington, DC, ©1997
2. Green Chemistry – An introductory text - M. Lancaster, RSC,2016.
3. Green chemistry metrics - Alexi Lapkin and David Constable (Eds) , Wiley publications,2008

**REFERENCE BOOKS**

1. Environmental chemistry, Stanley E Manahan, Taylor and Francis, 2017

**CES336 ENVIRONMENTAL QUALITY MONITORING AND ANALYSIS****L T P C  
3 0 0 3****OBJECTIVES:**

- to understand and study the complexity of the environment in relation to pollutants generated due to industrial activity.
- To analyze the quality of the environmental parameters and monitor the same for the purpose of environmental risk assessment.

**UNIT I ENVIRONMENTAL MONITORING AND STANDARDS****9**

Introduction- Environmental Standards- Classification of Environmental Standards- Global Environmental Standards- Environmental Standards in India- Ambient air quality standards- water quality standard- Environmental Monitoring-Need for environmental monitoring- Concepts of environmental monitoring- Techniques of Environmental Monitoring.

**UNIT II MONITORING OF ENVIRONMENTAL PARAMETERS****9**

Current Environmental Issues- Global Environmental monitoring programme-International conventions- Application of Environmental Monitoring- Atmospheric Monitoring - screening parameters – Significance of environmental sampling- sampling methods – water sampling - sampling of ambient air-sampling of flue gas.

**UNIT III ANALYTICAL METHODS FOR ENVIRONMENTAL MONITORING****9**

Classification of Instrumental Method- Analysis of Organic Pollutants by Spectrophotometric methods -Determination of nitrogen, phosphorus and, chemical oxygen demand (COD) in sewage; Biochemical oxygen demand (BOD)- Sampling techniques for air pollution measurements; analysis of particulates and air pollutants like oxides of nitrogen, oxides of sulfur, carbon monoxide, hydrocarbon; Introduction to advanced instruments for environmental analysis

**UNIT IV ENVIRONMENTAL MONITORING PROGRAMME (EMP) & RISKASSESSMENT****9**

Water quality monitoring programme- national water quality monitoring- Parameters for National Water Quality Monitoring- monitoring protocol; Process of risk assessment- hazard identification- exposure assessment- dose-response assessment; risk characterization.



**UNIT V AUTOMATED DATA ACQUISITION AND PROCESSING****9**

Data Acquisition for Process Monitoring and Control - The Data Acquisition System - Online Data Acquisition, Monitoring, and Control - Implementation of a Data Management System - Review of Observational Networks -Sensors and transducers- classification of transducers- data acquisition system- types of data acquisition systems- data management and quality control; regulatory overview.

**TOTAL: 45 PERIODS****COURSE OUTCOMES**

After completion of this course, the students will know

- CO1 Basic concepts of environmental standards and monitoring.
- CO2 the ambient air quality and water quality standards;
- CO3 the various instrumental methods and their principles for environmental monitoring
- CO4 The significance of environmental standards in monitoring quality and sustainability of the environment.
- CO5 the various ways of raising environmental awareness among the people.
- CO6 Know the standard research methods that are used worldwide for monitoring the environment.

**TEXTBOOKS**

1. Environmental monitoring Handbook, Frank R. Burden, © 2002 by The McGraw-Hill Companies, Inc.
2. Handbook of environmental analysis: chemical pollutants in the air, water, soil, and solid wastes / Pradyot Patnaik, © 1997 by CRC Press, Inc

**REFERENCES**

1. Environmental monitoring / edited by G. Bruce Wiersma, © 2004 by CRC Press LLC.
2. H. H. Willard, L. L. Merit, J. A. Dean and F. A. Settle, Instrumental Methods of Analysis, CBP Publishers and Distributors, New Delhi, 1988.
3. Heaslip, G. (1975) Environmental Data Handling. John Wiley & Sons. New York.

**Course Articulation Matrix**

Course Outcomes	Program Outcomes														
	PO 1	PO 2	PO 3	PO 4	PO 5	PO 6	PO 7	PO 8	PO 9	PO 10	PO 11	PO 12	PS O1	PS O2	PS O3
CO1	1	1	1	-	-	-	-	-	-	-	-	-	3	-	-
CO2	1	1	1	1	1	-	-	-	1	-	2	2	2	1	1
CO3	1	1	2	1	1	-	-	-	2	-	1	1	1	-	-
CO4	1	2	3	3	1	-	-	-	2	-	3	3	1	-	-
CO5	1	1	3	2	1	-	-	-	3	-	3	1	2	-	-
CO6	3	2	3	3	2	-	-	-	3	-	3	3	3	1	1
Over all	3	2	3	3	2	-	-	-	3	-	3	3	3	1	1

**COURSE OBJECTIVES:**

1. To create awareness on the energy scenario of India with respect to world
2. To understand the fundamentals of energy sources, energy efficiency and resulting environmental implications of energy utilisation
3. Familiarisation on the concept of sustainable development and its benefits
4. Recognize the potential of renewable energy sources and its conversion technologies for attaining sustainable development
5. Acquainting with energy policies and energy planning for sustainable development

**UNIT I ENERGY SCENARIO 9**

Comparison of energy scenario – India and World (energy sources, generation mix, consumption pattern, T&D losses, energy demand, per capita energy consumption) – energy pricing – Energy security

**UNIT II ENERGY AND ENVIRONMENT 9**

Conventional Energy Sources - Emissions from fuels – Air, Water and Land pollution – Environmental standards - measurement and controls

**UNIT III SUSTAINABLE DEVELOPMENT 9**

Sustainable Development: Concepts and Stakeholders, Sustainable Development Goal (SDG) - Social development: Poverty, conceptual issues and measures, impact of poverty. Globalization and Economic growth - Economic development: Economic inequalities, Income and growth.

**UNIT IV RENEWABLE ENERGY TECHNOLOGY 9**

Renewable Energy – Sources and Potential – Technologies for harnessing from Solar, Wind, Hydro, Biomass and Oceans – Principle of operation, relative merits and demerits

**UNIT V ENERGY PLANNING FOR SUSTAINABLE DEVELOPMENT 9**

National & State Energy Policy - National solar mission - Framework of Central Electricity Authority - National Hydrogen Mission - Energy and climate policy - State Energy Action Plan, RE integration, Road map for ethanol blending, Energy Efficiency and Energy Mix

**TOTAL: 45 PERIODS**

**COURSE OUTCOMES:**

Upon completion of this course, the students will be able to

1. Understand the world and Indian energy scenario
2. Analyse energy projects, its impact on environment and suggest control strategies
3. Recognise the need of Sustainable development and its impact on human resource development
4. Apply renewable energy technologies for sustainable development
5. Fathom Energy policies and planning for sustainable development.

**REFERENCES:**

1. Energy Manager Training Manual (4Volumes) available at <http://www.em-ea.org/gbook1.asp>, a website administered by Bureau of Energy Efficiency (BEE), a statutory body under Ministry of Power, Government of India.2004
2. Robert Ristirer and Jack P. Kraushaar, “Energy and the environment”, Willey, 2005.
3. Godfrey Boyle, “Renewable Energy, Power for a Sustainable Future”, Oxford University Press, U.K., 2012
4. Twidell, J.W. & Weir A., “Renewable Energy Resources”, EFNspon Ltd., UK, 2015.
5. Dhandapani Alagiri, Energy Security in India Current Scenario, The ICFAI University Press, 2006.
6. M.H. Fulekar, Bhawana Pathak, R K Kale, “Environment and Sustainable Development” Springer, 2016

7. <https://www.niti.gov.in/verticals/energy>

**CES338 ENERGY EFFICIENCY FOR SUSTAINABLE DEVELOPMENT L T P C  
3 0 0 3**

**COURSE OBJECTIVES:**

1. To understand the types of energy sources, energy efficiency and environmental implications of energy utilisation
2. To create awareness on energy audit and its impacts
3. To acquaint the techniques adopted for performance evaluation of thermal utilities
4. To familiarise on the procedures adopted for performance evaluation of electrical utilities
5. To learn the concept of sustainable development and the implication of energy usage

**UNIT I ENERGY AND ENVIRONMENT 9**  
Primary energy sources - Coal, Oil, Gas – India Vs World with respect to energy production and consumption, Climate Change, Global Warming, Ozone Depletion, UNFCCC, COP

**UNIT II ENERGY AUDITING 9**  
Need and types of energy audit. Energy management (audit) approach-understanding energy costs, bench marking, energy performance, matching energy use to requirement, maximizing system efficiencies, optimizing the input energy requirements, fuel & energy substitution, energy audit instruments

**UNIT III ENERGY EFFICIENCY IN THERMAL UTILITIES 9**  
Energy conservation avenues in steam generation and utilisation, furnaces, Thermic Fluid Heaters. Insulation and Refractories - Commercial waste heat recovery devices: recuperator, regenerator, heat pipe, heat exchangers (Plate, Shell & Tube), heat pumps, and thermocompression

**UNIT IV ENERGY CONSERVATION IN ELECTRICAL UTILITIES 9**  
Demand side management - Power factor improvement – Energy efficient transformers - Energy conservation avenues in Motors, HVAC, fans, blowers, pumps, air compressors, illumination systems and cooling towers

**UNIT V SUSTAINABLE DEVELOPMENT 9**  
Sustainable Development: Concepts and Stakeholders, Sustainable Development Goal (SDG). Globalization and Economic growth. Economic development: Economic inequalities, Income and growth. Social development: Poverty, conceptual issues and measures, impact of poverty,

**TOTAL: 45 PERIODS**

**COURSE OUTCOMES:**

Upon completion of this course, the students will be able to

1. Understand the prevailing energy scenario
2. Familiarise on energy audits and its relevance
3. Apply the concept of energy audit on thermal utilities
4. Employ relevant techniques for energy improvement in electrical utilities
5. Understand Sustainable development and its impact on human resource development

**REFERENCES:**

1. Energy Manager Training Manual (4Volumes) available at <http://www.em-ea.org/gbook1.asp>, a website administered by Bureau of Energy Efficiency (BEE), a statutory body under Ministry of Power, Government of India.2004
2. Eastop.T.D& Croft D.R, "Energy Efficiency for Engineers and Technologists", Logman Scientific & Technical, ISBN-0-582-03184, 1990
3. W.R. Murphy and G. McKay "Energy Management" Butterworths, London 1987

4. Pratap Bhattacharyya, "Climate Change and Greenhouse Gas Emission", New India Publishing Agency- Nipa,2020
5. Matthew John Franchetti , Defne Apul "Carbon Footprint Analysis: Concepts, Methods, Implementation, and Case Studies" CRC Press,2012
6. Robert A. Ristinen, Jack J. Kraushaar, Jeffrey T. Brack, "Energy and the Environment", 4th Edition,Wiley,2022
7. M.H. Fulekar,Bhawana Pathak, R K Kale,"Environment and Sustainable Development" Springer,2016
8. Sustainable development in India: Stocktaking in the run up to Rio+20: Report prepared by TERI for MoEF, 2011.

