



**ANNA UNIVERSITY, CHENNAI**  
**AFFILIATED INSTITUTIONS**  
**REGULATIONS 2021**

**B. TECH. PETROLEUM ENGINEERING**

**CHOICE BASED CREDIT SYSTEM (CBCS)**

**PROGRAM EDUCATIONAL OBJECTIVES:**

Bachelor of Petroleum Engineering curriculum is designed to prepare the undergraduates to

1. Have attitude and knowledge for the successful professional and technical career
2. Have strong foundation in basic sciences, engineering, management, mathematics and computational platforms
3. Have knowledge on the theory and practices in the field of Petroleum technology and allied areas
4. Engross in life-long learning to keep themselves abreast of new developments, and practice and inspire high ethical values and technical standards

**PROGRAM OUTCOMES:**

The Petroleum Engineering Graduates will have the ability to

1. Apply knowledge of mathematics, sciences, engineering and Petroleum technology to get solution for the technological problems in Petroleum industry
2. Identify, formulate, review literature and critically analyze the technological problems in the Petroleum industry to reach substantiated conclusion
3. Design and develop the solutions to the technological and managerial problems in Petroleum industry with appropriate consideration for the public health and safety, and the cultural, societal, and environmental considerations
4. Use research-based knowledge and research methods including design of experiments, analysis and interpretation of data, and synthesis of the information to provide valid conclusions to the technological problems in Petroleum industry
5. Create, select, and apply appropriate techniques, resources, and modern engineering and IT tools for managing Petroleum companies with an understanding of the limitations

6. Apply reasoning gained through the contextual knowledge to assess societal, health, safety, legal and cultural issues and the consequent responsibilities relevant to the profession
7. Understand the impact of the developed solutions in societal and environmental contexts, and demonstrate the knowledge for sustainable development
8. Understand ethical and professional responsibilities
9. Function effectively as an individual, and as a member or leader in diverse teams in the profession
10. Communicate effectively on complex engineering activities with the engineering community and with society at large. Able to comprehend and write effective reports and design documentation, make effective presentations, and give and receive clear instructions.
11. Demonstrate knowledge and understanding of the engineering and management principles and apply these to one's own work, as a member and leader in a team, to manage projects and in multidisciplinary environments
12. Recognize the need for, and have the preparation and ability to engage in independent and life-long learning in the broadest context of technological change.

**PROGRAM SPECIFIC OUTCOMES:**

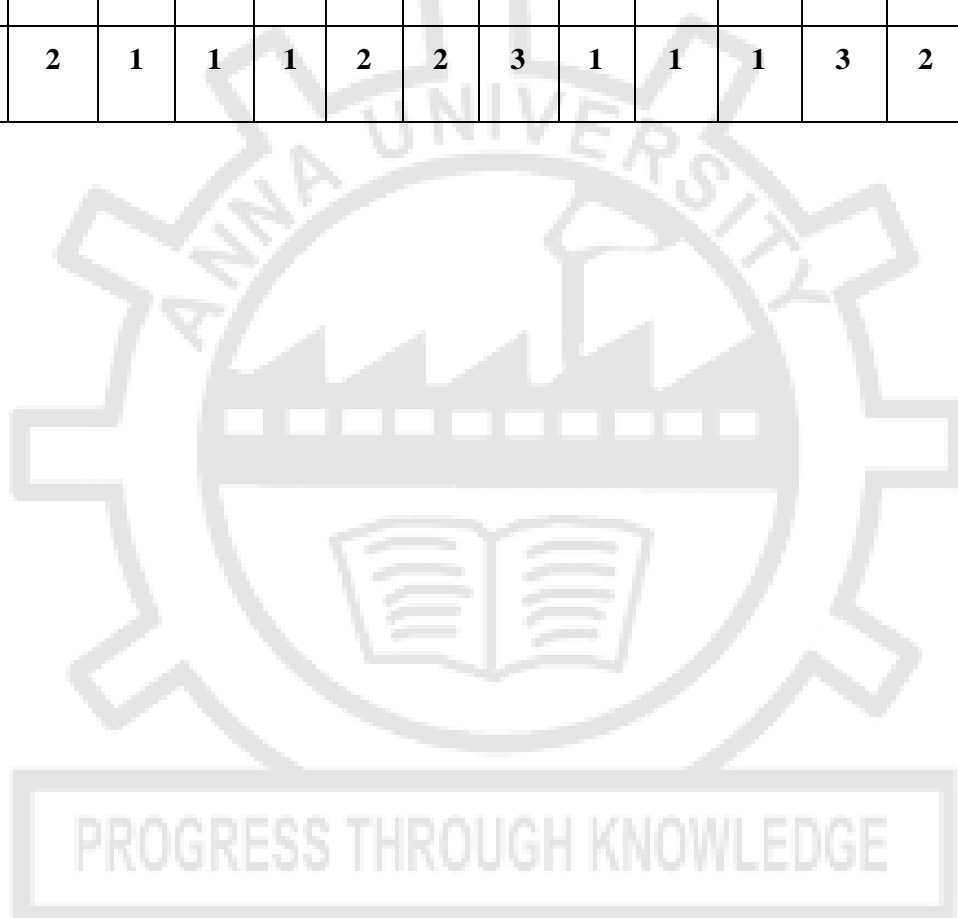
The Petroleum Engineering Graduates will have the ability to

1. Understand and apply fundamental and the technical knowledge for managing Petroleum industry
2. Be a successful entrepreneur and designer in Petroleum.
3. Design and develop novel products and manufacturing processes in Petroleum fields

PROGRESS THROUGH KNOWLEDGE

**PEO's – PO's & PSO's MAPPING**

PEO	PO		PSO												
	PO1	PO2	PO 3	PO 4	PO 5	PO 6	PO 7	PO 8	PO 9	PO 10	PO 11	PO 12	PS O1	PS O2	PS O3
I	3	3	3	1	2	2	2	3	2	3	2	1	3	3	2
II	3	3	3	3	1	1	2	1	1	2	2	1	2	2	1
III	3	3	3	2	2	1	2	2	2	2	1	1	3	3	2
IV	1	2	1	1	1	2	2	3	1	1	1	3	2	2	2




Year	Seme ster	Course Name	PO												PSO		
			1	2	3	4	5	6	7	8	9	10	11	12	1	2	3
		<b>HUMANITIES AND SOCIAL SCIENCES INCLUDING MANAGEMENT COURSES</b>															
I	I	Professional English – I	1.6	2.2	1.8	2.2	1.5	3	3	3	1.6	3	3	3	-	-	-
	I	தமிழர் மரபு /Heritage of Tamils															
I	II	Professional English – II															
	II	தமிழரும் தொழில்நுட்பமும் / Tamils															
IV	VII	Human values and Ethics															
		<b>Basic Science Courses [BSC]</b>	<b>1</b>	<b>2</b>	<b>3</b>	<b>4</b>	<b>5</b>	<b>6</b>	<b>7</b>	<b>8</b>	<b>9</b>	<b>10</b>	<b>11</b>	<b>12</b>	<b>1</b>	<b>2</b>	<b>3</b>
I	I	Matrices and Calculus	3	3	1	1	0	0	0	0	2	0	2	3	-	-	-
I	I	Engineering Physics	3	3	1.6	1.2	1.8	1	-	-	-	-	-	1	-	-	-
I	I	Engineering Chemistry	2.8	1.3	1.6	1	-	1.5	1.8	-	-	-	-	1.5	-	-	-
I	I	Physics and Chemistry Laboratory	3	2.4	2.6	1	1										
			2.6	1.3	1.6	1	1	1.4	1.8	-	-	-	-	1.3	-	-	-
I	II	Statistics and Numerical Methods	3	3	1	1	1	0	0	0	2	0	2	3	-	-	-
II	III	Transforms and Partial Differential Equations	3	3	1	1	0	0	0	0	2	0	0	3			
II	IV	Environmental Science and Sustainability	2.8	1.8	1	1	-	2.2	2.4	-	-	-	-	1.8	-	-	-
		<b>ENGINEERING SCIENCE COURSE [ESC]</b>	<b>1</b>	<b>2</b>	<b>3</b>	<b>4</b>	<b>5</b>	<b>6</b>	<b>7</b>	<b>8</b>	<b>9</b>	<b>10</b>	<b>11</b>	<b>12</b>	<b>1</b>	<b>2</b>	<b>3</b>
I	I	Problem Solving and Python Programming	2	3	3	3	2	-	-	-	-	-	2	2	3	3	
I	I	Problem Solving and Python Programming Laboratory	2	3	3	3	2	-	-	-	-	-	2	2	3	3	
I	I	English Laboratory <sup>§</sup>	3	3	3	3	1	3	3	3	3	3	3	3	-	-	-
I	II	Basic Electrical, Electronics and Instrumentation	2	1	1					1					-	-	-
I	II	Engineering Graphics	3	1	2		2					3		2	2	2	
I	II	Engineering Practices Laboratory	3	2			1	1	1					2	2	1	1
I	II	Basic Electrical, Electronics and Instrumentation Engineering Laboratory	1.6	1.4	0.8	1.6				1.2	1.6						
II	III	Communication Laboratory / Foreign Language <sup>§</sup>	2.4	2.8	3	3	1.8	3	3	3	3	3	3	3	-	-	-

		<b>PROFESSIONAL CORE COURSES [PCC]</b>	<b>1</b>	<b>2</b>	<b>3</b>	<b>4</b>	<b>5</b>	<b>6</b>	<b>7</b>	<b>8</b>	<b>9</b>	<b>10</b>	<b>11</b>	<b>12</b>	<b>1</b>	<b>2</b>	<b>3</b>
II	III	Geophysics	3	2	2	3	2	-	1	-	-	2	1	2	2	1	-
II	III	Process Calculations	3	1	2	2	1	3	1	2	-	1	2	2	3	3	2
II	III	Fluid Mechanics and Solid Operations	3	2	2	3	2	-	1	-	-	2	1	2	2	1	-
II	III	Reservoir Rocks and Fluid Properties	3	2	2	3	2	-	1	-	-	2	1	2	2	1	-
II	III	Fluid Mechanics and Solid Operations Laboratory	3	1	2	2	1	3	1	2	2	1	2	2	3	3	-
II	III	Geology and Surveying Laboratory	3	1	2	2	1	3	1	2	2	1	2	2	3	3	2
II	IV	Drilling Fluids and Cementing Techniques	3	2	2	2	3	2	-	2	1	2	1	1	2	2	1
II	IV	Chemical Engineering Thermodynamics	3	2	2	1	2	1	1	-	-	2	1	2	3	2	1
II	IV	Heat Transfer	3	1	2	2	1	3	1	2	-	1	2	2	3	3	2
II	IV	Reservoir Engineering	3	3	2	2	2	1	1	-	1	2	2	1	3	1	2
II	IV	Well drilling Equipment and Operations	3	2	2	3	2	-	1	-	-	2	1	2	2	1	-
II	IV	Heat Transfer Laboratory	3	1	2	2	1	3	1	2	2	1	2	2	3	3	-
II	IV	Petroleum Testing Laboratory	3	1	2	2	1	3	1	2	2	1	2	2	3	3	2
III	V	Petroleum Equipment Design	3	1	2	2	1	3	1	2	-	1	2	2	3	3	2
III	V	Drilling Fluids and Cementing Techniques Laboratory	3	1	2	2	1	3	1	2	2	1	2	2	3	3	2
III	V	Computational Petroleum Engineering Laboratory	3	1	2	2	1	3	1	2	-	1	2	2	3	3	2
III	VI	Process Control and Instrumentation	3	1	2	2	1	3	1	2	-	1	2	2	3	3	2
III	VI	Process Control and Instrumentation Laboratory	3	1	2	2	1	3	1	2	-	1	2	2	3	3	2
III	VI	Oil Field Equipment Design and Drawing	3	1	2	2	1	3	1	2	-	1	2	2	3	3	2
IV	VII	Process Safety in Oil and Gas Industries	3	1	2	2	1	3	1	2	-	1	2	2	3	3	1
IV	VII	Well Completion Testing and Work Over	3	2	2	2	2	1	1	1	1	2	2	1	2	2	1

	<b>PROFESSIONAL ELECTIVES [PEC]</b>																
	Well logging	3	2	3	2	2	1	1	-	-	1	1	2	3	2	1	
	Numerical reservoir simulation	3	3	3	3	2	1	1	1	-	-	-	2	3	2	2	
	Enhanced Oil Recovery Technologies	3	2	2	2	1	1	1	1	1	1	2	1	3	1	2	
	Reservoir Characterizations and Modeling	3	2	3	2	1	-	-	-	-	-	-	-	3	1	2	
	Flow Assurance in Petroleum Industries	3	3	1	1	1	-	-	-	-	-	-	1	3	1	2	
	Petroleum Formation and Evaluation	3	3	3	2	2	-	-	-	-	-	-	1	3	1	2	
	Mass Transfer	2	1	1	-	-	2	1	-	-	-	-	-	2	-	-	
	Petroleum Refining and Petrochemicals	2	1	1	2	1	2	2	2	1	1	-	1	2	2	3	
	Chemical Reaction Engineering	2	2	2	2	-	2	2	2	-	2	2	-	2	2	2	
	Fluidization Engineering	2	2	1	1	1	1	1	1	1	2	2	1	2	3	3	
	Petroleum Corrosion Technology	1	2	3	3	2	1	1	2	2	1	2	2	1	1	-	
	Process Plant Utilities	2	2	2	-	2	-	-	1	1	1	1	1	2	3	1	
	Piping Engineering	-	1	2	2	2	1	1	2	2	1	1	-	2	2	2	
	Storage Transportation of Crude oil and Natural gas	1	-	-	-	-	-	-	1	1	1	1	1	3	2	1	
	Design of Pressure Vessels and storage Vessels	-	-	-	-	1	-	-	-	-	1	1	-	1	2	1	
	Natural Gas and LNG Processing	3	2	-	-	1	-	-	-	-	-	2	1	3	2	1	
	Petroleum Economics	3	2	2	3	3	-	-	-	-	1	2	1	3	3	2	
	Health Safety and Environmental Management	1	1	2	2	2	-	-	-	2	2	2	1	2	2	1	
	Plant Safety and Risk Management	3	3	1	2	2	-	-	-	-	2	2	1	3	2	1	
	Fire and Explosion Control	2	1	1	2	1	-	-	-	-	1	-	1	2	1	-	
	Industrial Hygiene	3	2	3	3	2	-	-	-	-	-	-	1	3	2	3	
	Transportation Safety	3	2	3	3	2	1	-	-	-	-	-	2	3	2	3	
	Process Hazard Analysis Studies	3	2	2	2	1	-	-	-	-	-	-	1	3	2	3	
	Renewable and Non-renewable Energy	3	2	2	2	-	-	-	-	-	-	-	1	3	1	2	
	Energy Conservation and Management	3	2	2	2	-	-	-	-	-	-	-	1	3	1	2	

		Energy Auditing and Demand Side Management	3	2	2	2	-	-	-	-	-	-	-	1	3	1	3
		Hydrogen and Microbial fuel cells	3	1	2	2	-	-	-	-	-	-	-	1	2	2	2
		Bio Fuels	3	-	-	2	1	-	-	-	-	-	-	1	3	1	1
		Unconventional Hydrocarbon Sources	3	2	2	2	1	-	-	-	-	-	-	2	3	2	3
		<b>EMPLOYABILITY ENHANCEMENT COURSES (EEC)</b>	<b>1</b>	<b>2</b>	<b>3</b>	<b>4</b>	<b>5</b>	<b>6</b>	<b>7</b>	<b>8</b>	<b>9</b>	<b>10</b>	<b>11</b>	<b>12</b>	<b>1</b>	<b>2</b>	<b>3</b>
II	IV	Industrial Training/Internship I*	3	3	2	2	2	2	2	2	2	3	2	2	2	2	2
III	V	Industrial Training/Internship I**	3	3	2	2	2	2	2	2	2	3	2	2	2	2	2
III	VI	Industrial Training/Internship II**	3	3	2	2	2	2	2	2	2	3	2	2	2	2	2
IV	VII	Industrial Training/Internship II*	3	3	3	3	1	1	1	2	2	2	2	1	3	2	3
IV	VIII	Project Work / Internship	3	3	3	3	1	1	1	2	2	2	2	1	3	2	3

1-Low,2-Medium,3-High,”-“no correlation



**ANNA UNIVERSITY, CHENNAI**  
**NON-AUTONOMOUS COLLEGES AFFILIATED COLLEGES**  
**REGULATIONS 2021**  
**B.TECH. PETROLEUM ENGINEERING**  
**CHOICE BASED CREDIT SYSTEM**  
**CURRICULUM AND SYLLABI FOR I TO VIII SEMESTERS**

**SEMESTER I**

S. No.	COURSE CODE	COURSE TITLE	CATE GORY	PERIODS PER WEEK			TOTAL CONTACT PERIODS	CREDITS
				L	T	P		
1.	IP3151	Induction Programme	-	-	-	-	-	0
<b>THEORY</b>								
2.	HS3152	Professional English – I	HSMC	3	0	0	3	3
3.	MA3151	Matrices and Calculus	BSC	3	1	0	4	4
4.	PH3151	Engineering Physics	BSC	3	0	0	3	3
5.	CY3151	Engineering Chemistry	BSC	3	0	0	3	3
6.	GE3151	Problem Solving and Python Programming	ESC	3	0	0	3	3
7.	GE3152	தமிழர் மரபு /Heritage of Tamils	HSMC	1	0	0	1	1
<b>PRACTICALS</b>								
8.	GE3171	Problem Solving and Python Programming Laboratory	ESC	0	0	4	4	2
9.	BS3171	Physics and Chemistry Laboratory	BSC	0	0	4	4	2
10.	GE3172	English Laboratory <sup>§</sup>	EEC	0	0	2	2	1
<b>TOTAL</b>				<b>16</b>	<b>1</b>	<b>10</b>	<b>27</b>	<b>22</b>

§ Skill Based Course

**SEMESTER II**

S. No.	COURSE CODE	COURSE TITLE	CATE GORY	PERIODS PER WEEK			TOTAL CONTACT PERIODS	CREDITS
				L	T	P		
<b>THEORY</b>								
1.	HS3252	Professional English – II	HSMC	2	0	0	2	2
2.	MA3251	Statistics and Numerical Methods	BSC	3	1	0	4	4
3.	PH3253	Materials Science for Technologists	BSC	3	0	0	3	3
4.	BE3252	Basic Electrical, Electronics and Instrumentation Engineering	ESC	3	0	0	3	3
5.	PE3201	Introduction to Petroleum Engineering	PCC	3	0	0	3	3
6.	GE3251	Engineering Graphics	ESC	2	0	4	6	4
7.	GE3252	தமிழரும் தொழில்நுட்பமும் / Tamils and Technology	HSMC	1	0	0	1	1
8.		NCC Credit Course Level 1#	-	2	0	0	2	2
<b>PRACTICALS</b>								
9	GE3271	Engineering Practices Laboratory	ESC	0	0	4	4	2
10	BE3272	Basic Electrical, Electronics and Instrumentation Engineering Laboratory	ESC	0	0	4	4	2
11	GE3272	Communication Laboratory / Foreign Language <sup>§</sup>	EEC	0	0	4	4	2
<b>TOTAL</b>				<b>17</b>	<b>1</b>	<b>16</b>	<b>34</b>	<b>26</b>

# NCC Credit Course level 1 is offered for NCC students only. The grades earned by the students will be recorded in the Mark Sheet, however the same shall not be considered for the computation of CGPA.

§ Skill Based Course



**SEMESTER III**

S. NO.	COURSE CODE	COURSE TITLE	CATE GORY	PERIODS PER WEEK			TOTAL CONTACT PERIODS	CREDITS
				L	T	P		
<b>THEORY</b>								
1.	MA3351	Transforms and Partial Differential Equations	BSC	3	1	0	4	4
2.	PE3301	Geophysics	PCC	3	0	0	3	3
3.	PE3351	Process Calculations	PCC	3	0	0	3	3
4.	PE3302	Fluid Mechanics and Solid Operations	PCC	3	1	0	4	4
5.	PE3303	Reservoir Rocks and Fluid Properties	PCC	3	0	0	3	3
<b>PRACTICALS</b>								
6.	PE3361	Fluid Mechanics and Solid Operations Laboratory	PCC	0	0	4	4	2
7.	PE3311	Geology and Surveying Laboratory	PCC	0	0	4	4	2
8.	GE3361	Professional Development <sup>\$</sup>	EEC	0	0	2	2	1
<b>TOTAL</b>				<b>15</b>	<b>2</b>	<b>10</b>	<b>27</b>	<b>22</b>

<sup>\$</sup> Skill Based Course

**SEMESTER IV**

S. NO.	COURSE CODE	COURSE TITLE	CATE GORY	PERIODS PER WEEK			TOTAL CONTACT PERIODS	CREDITS
				L	T	P		
<b>THEORY</b>								
1.	PE3401	Drilling Fluids and Cementing Techniques	PCC	3	0	0	3	3
2.	PE3402	Chemical Engineering Thermodynamics	PCC	3	1	0	4	4
3.	CH3491	Heat Transfer	PCC	3	0	0	3	3
4.	PE3403	Reservoir Engineering	PCC	3	0	0	3	3
5.	PE3404	Well drilling Equipment and Operations	PCC	3	0	0	3	3
6.	GE3451	Environmental Sciences and Sustainability	BSC	2	0	0	2	2
7.		NCC Credit Course Level 2#		3	0	0	3	3 #
<b>PRACTICALS</b>								
8.	PE3481	Heat Transfer Laboratory	PCC	0	0	4	4	2
9.	PE3411	Petroleum Testing Laboratory	PCC	0	0	4	4	2
10.	PE3513	Industrial Training/Internship I*	EEC	-	-	-	-	-
<b>TOTAL</b>				<b>17</b>	<b>1</b>	<b>8</b>	<b>26</b>	<b>22</b>

# NCC Credit Course level 2 is offered for NCC students only. The grades earned by the students will be recorded in the Mark Sheet, however the same shall not be considered for the computation of CGPA.

\*Four weeks industrial training/internship carries two credits. Industrial training/internship during IV Semester Summer Vacation will be evaluated in V semester

### SEMESTER V

S. NO.	COURSE CODE	COURSE TITLE	CATE GORY	PERIODS PER WEEK			TOTAL CONTACT PERIODS	CREDITS
				L	T	P		
<b>THEORY</b>								
1.	PE3591	Petroleum Equipment Design	PCC	3	0	0	3	3
2.		Professional Elective I	PEC	3	0	0	3	3
3.	PE3501	Onshore Engineering	PCC	3	0	0	3	3
4.		Professional Elective II	PEC	3	0	0	3	3
5.		Professional Elective III	PEC	3	0	0	3	3
6.		Mandatory Course-I <sup>&amp;</sup>	MC	3	0	0	3	Non-Credit Course
<b>PRACTICALS</b>								
7.	PE3511	Drilling Fluids and Cementing Techniques Laboratory	PCC	0	0	3	3	1.5
8.	PE3512	Computational Petroleum Engineering Laboratory	PCC	0	0	3	3	1.5
9.	PE3513	Industrial Training/Internship I*	EEC	0	0	0	0	2
<b>TOTAL</b>				<b>18</b>	<b>0</b>	<b>6</b>	<b>24</b>	<b>20</b>

<sup>&</sup> Mandatory Course-I is a Non-credit Course (Student shall select one course from the list given under MC-I)

\*Four weeks industrial training/internship carries two credits. Industrial training/internship during IV Semester Summer Vacation will be evaluated in V semester

### SEMESTER VI

S. NO.	COURSE CODE	COURSE TITLE	CATE GORY	PERIODS PER WEEK			TOTAL CONTACT PERIODS	CREDITS
				L	T	P		
<b>THEORY</b>								
1.	PE3601	Process Control and Instrumentation	PCC	3	0	0	3	3
2.		Open Elective – I*	OEC	3	0	0	3	3
3.	PE3602	Offshore Engineering	PCC	3	0	0	3	3
4.		Professional Elective IV	PEC	3	0	0	3	3
5.		Professional Elective V	PEC	3	0	0	3	3
6.		Professional Elective VI	PEC	3	0	0	3	3
7.		NCC Credit Course Level 3 <sup>#</sup>		3	0	0	3	3 <sup>#</sup>
8.		Mandatory Course-II <sup>&amp;</sup>	MC	3	0	0	3	Non-Credit Course
<b>PRACTICALS</b>								
9.	PE3611	Process Control and Instrumentation Laboratory	PCC	0	0	4	4	2
10.	PE3612	Oil Field Equipment Design and Drawing	PCC	0	0	4	4	2
11.	PE3711	Industrial Training/Internship II <sup>##</sup>	EEC	-	-	-	-	-
<b>TOTAL</b>				<b>21</b>	<b>0</b>	<b>8</b>	<b>29</b>	<b>22</b>

\*Open Elective – I shall be chosen from the emerging technologies.

## Four weeks industrial training/internship carries two credits. Industrial training/Internship during VI Semester Summer Vacation will be evaluated in VII semester

& Mandatory Course-II is a Non-credit Course (Student shall select one course from the list given under MC- II)

# NCC Credit Course level 3 is offered for NCC students only. The grades earned by the students will be recorded in the Mark Sheet, however the same shall not be considered for the computation of CGPA.

#### SEMESTER VII/VIII\*

S. NO.	COURSE CODE	COURSE TITLE	CATE GORY	PERIODS PER WEEK			TOTAL CONTACT PERIODS	CREDITS
				L	T	P		
<b>THEORY</b>								
1.	PE3701	Process Safety in Oil and Gas Industries	PCC	3	0	0	3	3
2.	PE3702	Well Completion Testing and Work Over	PCC	3	0	0	3	3
3.	GE3791	Human values and Ethics	HSMC	2	0	0	2	2
4.		Elective- Management #	HSMC	3	0	0	3	3
5.		Open Elective – II**	OEC	3	0	0	3	3
6.		Open Elective – III***	OEC	3	0	0	3	3
7.		Open Elective – IV***	OEC	3	0	0	3	3
<b>PRACTICALS</b>								
8.	PE3711	Industrial Training/Internship II##	EEC	-	-	-	-	2
<b>TOTAL</b>				<b>20</b>	<b>0</b>	<b>0</b>	<b>20</b>	<b>22</b>

\*If students undergo internship in Semester VII, then the courses offered during semester VII will be offered during semester VIII.

\*\*Open Elective – II shall be chosen from the emerging technologies.

\*\*\*Open Elective III and IV (Shall be chosen from the list of open electives offered by other Programmes

# Elective- Management shall be chosen from the Elective Management courses

## Four weeks industrial training/internship carries two credits. Industrial training/Internship during VI Semester Summer Vacation will be evaluated in VII semester

#### SEMESTER VIII/VII\*

. NO.	COURSE CODE	COURSE TITLE	CATE GORY	PERIODS PER WEEK			TOTAL CONTACT PERIODS	CREDITS
				L	T	P		
<b>PRACTICALS</b>								
1.	PE3811	Project Work / Internship#	EEC	0	0	20	20	10
<b>TOTAL</b>				<b>0</b>	<b>0</b>	<b>20</b>	<b>20</b>	<b>10</b>

\*If students undergo internship in Semester VII, then the courses offered during semester VII will be offered during semester VIII.

# 15 weeks of continuous Internship in an organization carries 10 credits.

**TOTAL CREDITS: 166**

#### ELECTIVE – MANAGEMENT COURSES

SL. NO.	COURSE CODE	COURSE TITLE	CATE GORY	PERIODS PER WEEK			TOTAL CONTACT PERIODS	CREDITS
				L	T	P		
1.	GE3751	Principles of Management	HSMC	3	0	0	3	3
2.	GE3752	Total Quality Management	HSMC	3	0	0	3	3
3.	GE3753	Engineering Economics and Financial Accounting	HSMC	3	0	0	3	3
4.	GE3754	Human Resource Management	HSMC	3	0	0	3	3
5.	GE3755	Knowledge Management	HSMC	3	0	0	3	3
6.	GE3792	Industrial Management	HSMC	3	0	0	3	3

**MANDATORY COURSES I\***

S. NO.	COURSE CODE	COURSE TITLE	CATE GORY	PERIODS PER WEEK			TOTAL CONTACT PERIODS
				L	T	P	
1.	MX3081	Introduction to Women and Gender Studies	MC	3	0	0	3
2.	MX3082	Elements of Literature	MC	3	0	0	3
3.	MX3083	Film Appreciation	MC	3	0	0	3
4.	MX3084	Disaster Risk Reduction and Management	MC	3	0	0	3

\* Mandatory Courses are offered as Non –Credit Courses

**MANDATORY COURSES II\***

S. NO.	COURSE CODE	COURSE TITLE	CATE GORY	PERIODS PER WEEK			TOTAL CONTACT PERIODS
				L	T	P	
1.	MX3085	Well Being with Traditional Practices -Yoga, Ayurveda and Siddha	MC	3	0	0	3
2.	MX3086	History of Science and Technology in India	MC	3	0	0	3
3.	MX3087	Political and Economic Thought for a Humane Society	MC	3	0	0	3
4.	MX3088	State, Nation Building and Politics in India	MC	3	0	0	3
5.	MX3089	Industrial Safety	MC	3	0	0	3

\* Mandatory Courses are offered as Non –Credit Courses

PROGRESS THROUGH KNOWLEDGE

**PROFESSIONAL ELECTIVE COURSES : VERTICALS**

<b>Vertical I Upstream Processing</b>	<b>Vertical II Petroleum Refining</b>	<b>Vertical III Hydrocarbon Transportation and Storage</b>	<b>Vertical IV Health, Safety and Environment</b>	<b>Vertical V Energy Engineering</b>
Well logging	Mass Transfer	Piping Engineering	Health Safety and Environmental Management	Renewable and Non-renewable Energy
Numerical reservoir simulation	Petroleum Refining and Petrochemicals	Storage Transportation of Crude oil and Natural gas	Plant Safety and Risk Management	Energy Conservation and Management
Enhanced Oil Recovery Technologies	Chemical Reaction Engineering	Product Design and Development for Petrochemical Engineers	Fire and Explosion Control	Energy Auditing and Demand Side Management
Reservoir Characterizations and Modelling	Fluidization Engineering	Design of Pressure Vessels and storage Vessels	Industrial Hygiene	Hydrogen and Microbial fuel cells
Flow Assurance in Petroleum Industries	Petroleum Corrosion Technology	Natural Gas and LNG Processing	Transportation Safety	Bio Fuels
Petroleum Formation and Evaluation	Process Plant Utilities	Petroleum Economics	Process Hazard Analysis Studies	Unconventional Hydrocarbon Sources

**Registration of Professional Elective Courses from Verticals:**

Refer to the regulations 2021, Clause 6.3. (Amended on 27.07.2023)

PROGRESS THROUGH KNOWLEDGE

## PROFESSIONAL ELECTIVE COURSES : VERTICALS

### VERTICAL 1: UPSTREAM PROCESSING

SL. NO.	COURSE CODE	COURSE TITLE	CATEGORY	PERIODS PER WEEK			TOTAL CONTACT PERIODS	CREDITS
				L	T	P		
1.	PE3001	Well logging	PEC	3	0	0	3	3
2.	PE3002	Numerical reservoir simulation	PEC	3	0	0	3	3
3.	PE3003	Enhanced Oil Recovery Technologies	PEC	3	0	0	3	3
4.	PE3004	Reservoir Characterizations and Modelling	PEC	3	0	0	3	3
5.	PE3005	Flow Assurance in Petroleum Industries	PEC	3	0	0	3	3
6.	PE3006	Petroleum Formation and Evaluation	PEC	3	0	0	3	3

### VERTICAL 2: PETROLEUM REFINING

SL. NO.	COURSE CODE	COURSE TITLE	CATEGORY	PERIODS PER WEEK			TOTAL CONTACT PERIODS	CREDITS
				L	T	P		
1.	EL3491	Mass Transfer	PEC	3	0	0	3	3
2.	PE3007	Petroleum Refining and Petrochemicals	PEC	3	0	0	3	3
3.	CPE331	Chemical Reaction Engineering	PEC	3	0	0	3	3
4.	CPE335	Fluidization Engineering	PEC	3	0	0	3	3
5.	CPE341	Petroleum Corrosion Technology	PEC	3	0	0	3	3
6.	PE3008	Process Plant Utilities	PEC	3	0	0	3	3

PROGRESS THROUGH KNOWLEDGE

### VERTICAL 3: HYDROCARBON TRANSPORTATION AND STORAGE

SL. NO.	COURSE CODE	COURSE TITLE	CATE GORY	PERIODS PER WEEK			TOTAL CONTACT PERIODS	CREDITS
				L	T	P		
1.	CPE343	Piping Engineering	PEC	3	0	0	3	3
2.	CPE345	Storage Transportation of Crude oil and Natural gas	PEC	3	0	0	3	3
3.	CPE340	Product Design and Development for Petrochemical Engineers	PEC	3	0	0	3	3
4.	CPE332	Design of Pressure Vessels and storage Vessels	PEC	3	0	0	3	3
5.	CPE339	Natural Gas and LNG Processing	PEC	3	0	0	3	3
6.	CPE342	Petroleum Economics	PEC	3	0	0	3	3

### VERTICAL 4: HEALTH, SAFETY AND ENVIRONMENT

SL. NO.	COURSE CODE	COURSE TITLE	CATE GORY	PERIODS PER WEEK			TOTAL CONTACT PERIODS	CREDITS
				L	T	P		
1.	CPE336	Health Safety and Environmental Management	PEC	3	0	0	3	3
2.	CPE344	Plant Safety and Risk Management	PEC	3	0	0	3	3
3.	CPC331	Fire and Explosion Control	PEC	3	0	0	3	3
4.	CPE338	Industrial Hygiene	PEC	3	0	0	3	3
5.	CPE346	Transportation Safety	PEC	3	0	0	3	3
6.	CPC333	Process Hazard Analysis Studies	PEC	3	0	0	3	3

### VERTICAL 5: ENERGY ENGINEERING

SL. NO.	COURSE CODE	COURSE TITLE	CATE GORY	PERIODS PER WEEK			TOTAL CONTACT PERIODS	CREDITS
				L	T	P		
1.	CPE349	Renewable and Non-renewable Energy	PEC	3	0	0	3	3
2.	CPE334	Energy Conservation and Management	PEC	3	0	0	3	3
3.	CPE333	Energy Auditing and Demand Side Management	PEC	3	0	0	3	3
4.	CPE337	Hydrogen and Microbial fuel cells	PEC	3	0	0	3	3
5.	CPE348	Biofuels	PEC	3	0	0	3	3
6.	CPE347	Unconventional Hydrocarbon Sources	PEC	3	0	0	3	3

### OPEN ELECTIVES

Students shall choose the open elective courses, such that the course contents are not similar to any other course contents/title under other course categories.

### OPEN ELECTIVE I AND II (EMERGING TECHNOLOGIES)

To be offered other than Faculty of Information and Communication Engineering

SL. NO.	COURSE CODE	COURSE TITLE	CATE GORY	PERIODS PER WEEK			TOTAL CONTACT PERIODS	CREDITS
				L	T	P		
1.	OCS351	Artificial Intelligence and Machine Learning Fundamentals	OEC	2	0	2	4	3
2.	OCS352	IoT Concepts and Applications	OEC	2	0	2	4	3
3.	OCS353	Data Science Fundamentals	OEC	2	0	2	4	3
4.	CCS333	Augmented Reality / Virtual Reality	OEC	2	0	2	4	3

### OPEN ELECTIVES – III

SL. NO.	COURSE CODE	COURSE TITLE	CATE GORY	PERIODS PER WEEK			TOTAL CONTACT PERIODS	CREDITS
				L	T	P		
1.	OHS351	English for Competitive Examinations	OEC	3	0	0	3	3
2.	OCE353	Lean Concepts, Tools And Practices	OEC	3	0	0	3	3
3.	OMG352	NGOs and Sustainable Development	OEC	3	0	0	3	3
4.	OMG353	Democracy and Good Governance	OEC	3	0	0	3	3
5.	CME365	Renewable Energy Technologies	OEC	3	0	0	3	3
6.	OME354	Applied Design Thinking	OEC	3	0	0	3	3
7.	MF3003	Reverse Engineering	OEC	3	0	0	3	3
8.	OPR351	Sustainable Manufacturing	OEC	3	0	0	3	3
9.	AU3791	Electric and Hybrid Vehicle	OEC	3	0	0	3	3
10.	OAS352	Space Engineering	OEC	3	0	0	3	3
11.	OIM351	Industrial Management	OEC	3	0	0	3	3
12.	OIE354	Quality Engineering	OEC	3	0	0	3	3
13.	OSF351	Fire Safety Engineering	OEC	3	0	0	3	3
14.	OML351	Introduction to non-destructive testing	OEC	3	0	0	3	3
15.	OMR351	Mechatronics	OEC	3	0	0	3	3
16.	ORA351	Foundation of	OEC	3	0	0	3	3



		Robotics						
17.	OAE352	Fundamentals of Aeronautical engineering	OEC	3	0	0	3	3
18.	OGI351	Remote Sensing Concepts	OEC	3	0	0	3	3
19.	OAI351	Urban Agriculture	OEC	3	0	0	3	3
20.	OEN351	Drinking Water Supply and Treatment	OEC	3	0	0	3	3
21.	OEE352	Electric Vehicle technology	OEC	3	0	0	3	3
22.	OEI353	Introduction to PLC Programming	OEC	3	0	0	3	3
23.	OFD352	Traditional Indian Foods	OEC	3	0	0	3	3
24.	OFD353	Introduction to food processing	OEC	3	0	0	3	3
25.	OPY352	IPR for Pharma Industry	OEC	3	0	0	3	3
26.	OTT351	Basics of Textile Finishing	OEC	3	0	0	3	3
27.	OTT352	Industrial Engineering for Garment Industry	OEC	3	0	0	3	3
28.	OTT353	Basics of Textile Manufacture	OEC	3	0	0	3	3
29.	OCH351	Nano Technology	OEC	3	0	0	3	3
30.	OCH352	Functional Materials	OEC	3	0	0	3	3
31.	OPT351	Basics of Plastics Processing	OEC	3	0	0	3	3
32.	OEC351	Signals and Systems	OEC	3	0	0	3	3
33.	OEC352	Fundamentals of Electronic Devices and Circuits	OEC	3	0	0	3	3
34.	CBM348	Foundation Skills in Integrated Product Development	OEC	3	0	0	3	3
35.	CBM333	Assistive Technology	OEC	3	0	0	3	3
36.	OMA352	Operations Research	OEC	3	0	0	3	3
37.	OMA353	Algebra and Number Theory	OEC	3	0	0	3	3
38.	OMA354	Linear Algebra	OEC	3	0	0	3	3
39.	OBT352	Basics of Microbial Technology	OEC	3	0	0	3	3
40.	OBT353	Basics of Biomolecules	OEC	3	0	0	3	3
41.	OBT354	Fundamentals of Cell and Molecular Biology	OEC	3	0	0	3	3

**OPEN ELECTIVES – IV**

SL. NO.	COURSE CODE	COURSE TITLE	CATE GORY	PERIODS PER WEEK			TOTAL CONTACT PERIODS	CREDITS
				L	T	P		
1.	OHS352	Project Report Writing	OEC	3	0	0	3	3
2.	OCE354	Basics of Integrated Water Resources Management	OEC	3	0	0	3	3
3.	OMA355	Advanced Numerical Methods	OEC	3	0	0	3	3
4.	OMA356	Random Processes	OEC	3	0	0	3	3
5.	OMA357	Queuing and Reliability Modelling	OEC	3	0	0	3	3
6.	OMG354	Production and Operations Management for Entrepreneurs	OEC	3	0	0	3	3
7.	OMG355	Multivariate Data Analysis	OEC	3	0	0	3	3
8.	OME352	Additive Manufacturing	OEC	3	0	0	3	3
9.	CME343	New Product Development	OEC	3	0	0	3	3
10.	OME355	Industrial Design & Rapid Prototyping Techniques	OEC	2	0	2	4	3
11.	MF3010	Micro and Precision Engineering	OEC	3	0	0	3	3
12.	OMF354	Cost Management of Engineering Projects	OEC	3	0	0	3	3
13.	AU3002	Batteries and Management system	OEC	3	0	0	3	3
14.	AU3008	Sensors and Actuators	OEC	3	0	0	3	3
15.	OAS353	Space Vehicles	OEC	3	0	0	3	3
16.	OIM352	Management Science	OEC	3	0	0	3	3
17.	OIM353	Production Planning and Control	OEC	3	0	0	3	3
18.	OIE353	Operations Management	OEC	3	0	0	3	3
19.	OSF352	Industrial Hygiene	OEC	3	0	0	3	3
20.	OSF353	Chemical Process Safety	OEC	3	0	0	3	3
21.	OML352	Electrical, Electronic and Magnetic materials	OEC	3	0	0	3	3
22.	OML353	Nanomaterials and applications	OEC	3	0	0	3	3
23.	OMR352	Hydraulics and Pneumatics	OEC	3	0	0	3	3
24.	OMR353	Sensors	OEC	3	0	0	3	3
25.	ORA352	Concepts in Mobile Robots	OEC	3	0	0	3	3
26.	MV3501	Marine Propulsion	OEC	3	0	0	3	3
27.	OMV351	Marine Merchant Vessels	OEC	3	0	0	3	3

28.	OMV352	Elements of Marine Engineering	OEC	3	0	0	3	3
29.	CRA332	Drone Technologies	OEC	3	0	0	3	3
30.	OGI352	Geographical Information System	OEC	3	0	0	3	3
31.	OAI352	Agriculture Entrepreneurship Development	OEC	3	0	0	3	3
32.	OEN352	Biodiversity Conservation	OEC	3	0	0	3	3
33.	OEE353	Introduction to control systems	OEC	3	0	0	3	3
34.	OEI354	Introduction to Industrial Automation Systems	OEC	3	0	0	3	3
35.	OFD354	Fundamentals of Food Engineering	OEC	3	0	0	3	3
36.	OFD355	Food safety and Quality Regulations	OEC	3	0	0	3	3
37.	OPY353	Nutraceuticals	OEC	3	0	0	3	3
38.	OTT354	Basics of Dyeing and Printing	OEC	3	0	0	3	3
39.	FT3201	Fibre Science	OEC	3	0	0	3	3
40.	OTT355	Garment Manufacturing Technology	OEC	3	0	0	3	3
41.	OCH353	Energy Technology	OEC	3	0	0	3	3
42.	OCH354	Surface Science	OEC	3	0	0	3	3
43.	OPT352	Plastic Materials for Engineers	OEC	3	0	0	3	3
44.	OPT353	Properties and Testing of Plastics	OEC	3	0	0	3	3
45.	OEC353	VLSI Design	OEC	3	0	0	3	3
46.	CBM370	Wearable devices	OEC	3	0	0	3	3
47.	CBM356	Medical Informatics	OEC	3	0	0	3	3
48.	OBT355	Biotechnology for Waste Management	OEC	3	0	0	3	3
49.	OBT356	Lifestyle Diseases	OEC	3	0	0	3	3
50.	OBT357	Biotechnology in Health Care	OEC	3	0	0	3	3

## SUMMARY

Name of the Programme										
S.No	Subject Area	Credits per Semester								Total Credits
		I	II	III	IV	V	VI	VII/VIII	VIII/VII	
1	HSMC	4	3					5		12
2	BSC	12	7	4	2					25
3	ESC	5	11							16
4	PCC		3	17	20	9	10	6		65
5	PEC					9	9			18
6	OEC						3	9		12
7	EEC	1	2	1		2		2	10	18
8	Non-Credit /(Mandatory)					√	√			
<b>Total</b>		<b>22</b>	<b>26</b>	<b>22</b>	<b>22</b>	<b>20</b>	<b>22</b>	<b>22</b>	<b>10</b>	<b>166</b>



### Enrollment for B.E. / B. Tech. (Honours) / Minor degree (Optional)

A student can also optionally register for additional courses (18 credits) and become eligible for the award of B.E./B.Tech. (Honours) Minor degree.

For B.E. / B. Tech. (Honours), a student shall register for the additional courses (18 credits) from semester V onwards. These courses shall be from the same vertical or a combination of different verticals of the same programme of study only.

For minor degree, a student shall register for the additional courses (18 credits) from semester V onwards. All these courses have to be in a particular vertical from any one of the other programmes, Moreover, for minor degree the student can register for courses from any one of the following verticals also.

Complete details are available in clause 4.10 (Amendments)of Regulations 2021. **VERTICALS FOR MINOR DEGREE (IN ADDITIONS TO ALL THE VERTICALS OF OTHER PROGRAMMES)**

**(Choice of courses for Minor degree is to be made from any one vertical of other programmes or from anyone of the following verticals)**

<b>Vertical I Fintech and Block Chain</b>	<b>Vertical II Entrepreneurship</b>	<b>Vertical III Public Administration</b>	<b>Vertical IV Business Data Analytics</b>	<b>Vertical V Environment and Sustainability</b>
Financial Management	Foundations of Entrepreneurship	Principles of Public Administration	Statistics For Management	Sustainable infrastructure Development
Fundamentals of Investment	Team Building & Leadership Management for Business	Constitution of India	Datamining For Business Intelligence	Sustainable Agriculture and Environmental Management
Banking, Financial Services and Insurance	Creativity & Innovation in Entrepreneurship	Public Personnel Administration	Human Resource Analytics	Sustainable Bio Materials
Introduction to Blockchain and its Applications	Principles of Marketing Management For Business	Administrative Theories	Marketing And Social Media Web Analytics	Materials for Energy Sustainability
Fintech Personal Finance and Payments	Human Resource Management for Entrepreneurs	Indian Administrative System	Operation And Supply Chain Analytics	Green Technology
Introduction to Fintech	Financing New Business Ventures	Public Policy Administration	Financial Analytics	Environmental Quality Monitoring and Analysis
-	-	-	-	Integrated Energy Planning for Sustainable Development
-	-	-	-	Energy Efficiency for Sustainable Development

**VERTICAL 1: FINTECH AND BLOCK CHAIN**

SL. NO.	COURSE CODE	COURSE TITLE	CATEGORY	PERIODS PER WEEK			TOTAL CONTACT PERIODS	CREDITS
				L	T	P		
1.	CMG331	Financial Management	PEC	3	0	0	3	3
2.	CMG332	Fundamentals of Investment	PEC	3	0	0	3	3
3.	CMG333	Banking, Financial Services and Insurance	PEC	3	0	0	3	3
4.	CMG334	Introduction to Blockchain and its Applications	PEC	3	0	0	3	3
5.	CMG335	Fintech Personal Finance and Payments	PEC	3	0	0	3	3
6.	CMG336	Introduction to Fintech	PEC	3	0	0	3	3

**VERTICAL 2: ENTREPRENEURSHIP**

SL. NO.	COURSE CODE	COURSE TITLE	CATEGORY	PERIODS PER WEEK			TOTAL CONTACT PERIODS	CREDITS
				L	T	P		
1.	CMG337	Foundations of Entrepreneurship	PEC	3	0	0	3	3
2.	CMG338	Team Building & Leadership Management for Business	PEC	3	0	0	3	3
3.	CMG339	Creativity & Innovation in Entrepreneurship	PEC	3	0	0	3	3
4.	CMG340	Principles of Marketing Management For Business	PEC	3	0	0	3	3
5.	CMG341	Human Resource Management for Entrepreneurs	PEC	3	0	0	3	3
6.	CMG342	Financing New Business Ventures	PEC	3	0	0	3	3

**VERTICAL 3: PUBLIC ADMINISTRATION**

SL. NO.	COURSE CODE	COURSE TITLE	CATEGORY	PERIODS PER WEEK			TOTAL CONTACT PERIODS	CREDITS
				L	T	P		
1.	CMG343	Principles of Public Administration	PEC	3	0	0	3	3
2.	CMG344	Constitution of India	PEC	3	0	0	3	3
3.	CMG345	Public Personnel Administration	PEC	3	0	0	3	3
4.	CMG346	Administrative Theories	PEC	3	0	0	3	3
5.	CMG347	Indian Administrative System	PEC	3	0	0	3	3
6.	CMG348	Public Policy Administration	PEC	3	0	0	3	3

#### VERTICAL 4: BUSINESS DATA ANALYTICS

SL. NO.	COURSE CODE	COURSE TITLE	CATEGORY	PERIODS PER WEEK			TOTAL CONTACT PERIODS	CREDITS
				L	T	P		
1.	CMG349	Statistics For Management	PEC	3	0	0	3	3
2.	CMG350	Datamining For Business Intelligence	PEC	3	0	0	3	3
3.	CMG351	Human Resource Analytics	PEC	3	0	0	3	3
4.	CMG352	Marketing And Social Media Web Analytics	PEC	3	0	0	3	3
5.	CMG353	Operation And Supply Chain Analytics	PEC	3	0	0	3	3
6.	CMG354	Financial Analytics	PEC	3	0	0	3	3

#### VERTICAL 5: ENVIRONMENT AND SUSTAINABILITY

SL. NO.	COURSE CODE	COURSE TITLE	CATEGORY	PERIODS PER WEEK			TOTAL CONTACT PERIODS	CREDITS
				L	T	P		
1.	CES331	Sustainable infrastructure Development	PEC	3	0	0	3	3
2.	CES332	Sustainable Agriculture and Environmental Management	PEC	3	0	0	3	3
3.	CES333	Sustainable Bio Materials	PEC	3	0	0	3	3
4.	CES334	Materials for Energy Sustainability	PEC	3	0	0	3	3
5.	CES335	Green Technology	PEC	3	0	0	3	3
6.	CES336	Environmental Quality Monitoring and Analysis	PEC	3	0	0	3	3
7.	CES337	Integrated Energy Planning for Sustainable Development	PEC	3	0	0	3	3
8.	CES338	Energy Efficiency for Sustainable Development	PEC	3	0	0	3	3

This is a mandatory 2 week programme to be conducted as soon as the students enter the institution. Normal classes start only after the induction program is over.

The induction programme has been introduced by AICTE with the following objective:

“Engineering colleges were established to train graduates well in the branch/department of admission, have a holistic outlook, and have a desire to work for national needs and beyond. The graduating student must have knowledge and skills in the area of his/her study. However, he/she must also have broad understanding of society and relationships. Character needs to be nurtured as an essential quality by which he/she would understand and fulfill his/her responsibility as an engineer, a citizen and a human being. Besides the above, several meta-skills and underlying values are needed.”

“One will have to work closely with the newly joined students in making them feel comfortable, allow them to explore their academic interests and activities, reduce competition and make them work for excellence, promote bonding within them, build relations between teachers and students, give a broader view of life, and build character. “

Hence, the purpose of this programme is to make the students feel comfortable in their new environment, open them up, set a healthy daily routine, create bonding in the batch as well as between faculty and students, develop awareness, sensitivity and understanding of the self, people around them, society at large, and nature.

The following are the activities under the induction program in which the student would be fully engaged throughout the day for the entire duration of the program.

(i) Physical Activity

This would involve a daily routine of physical activity with games and sports, yoga, gardening, etc.

(ii) Creative Arts

Every student would choose one skill related to the arts whether visual arts or performing arts. Examples are painting, sculpture, pottery, music, dance etc. The student would pursue it everyday for the duration of the program. These would allow for creative expression. It would develop a sense of aesthetics and also enhance creativity which would, hopefully, grow into engineering design later.

(iii) Universal Human Values

This is the anchoring activity of the Induction Programme. It gets the student to explore oneself and allows one to experience the joy of learning, stand up to peer pressure, take decisions with courage, be aware of relationships with colleagues and supporting stay in the hostel and department, be sensitive to others, etc. A module in Universal Human Values provides the base. Methodology of teaching this content is extremely important. It must not be through do's and don't's, but get students to explore and think by engaging them in a dialogue. It is best taught through group discussions and real life activities rather than lecturing.

Discussions would be conducted in small groups of about 20 students with a faculty mentor each. It would be effective that the faculty mentor assigned is also the faculty advisor for the student for the full duration of the UG programme.

(iv) Literary Activity

Literary activity would encompass reading, writing and possibly, debating, enacting a play etc.

(v) Proficiency Modules

This would address some lacunas that students might have, for example, English, computer



familiarity etc.

(vi) Lectures by Eminent People

Motivational lectures by eminent people from all walks of life should be arranged to give the students exposure to people who are socially active or in public life.

(vii) Visits to Local Area

A couple of visits to the landmarks of the city, or a hospital or orphanage could be organized. This would familiarize them with the area as well as expose them to the under privileged.

(viii) Familiarization to Dept./Branch & Innovations

They should be told about what getting into a branch or department means what role it plays in society, through its technology. They should also be shown the laboratories, workshops & other facilities.

(ix) Department Specific Activities

About a week can be spent in introducing activities (games, quizzes, social interactions, small experiments, design thinking etc.) that are relevant to the particular branch of Engineering/Technology/Architecture that can serve as a motivation and kindle interest in building things (become a maker) in that particular field. This can be conducted in the form of a workshop. For example, CSE and IT students may be introduced to activities that kindle computational thinking, and get them to build simple games. ECE students may be introduced to building simple circuits as an extension of their knowledge in Science, and so on. Students may be asked to build stuff using their knowledge of science.

**Induction Programme is totally an activity based programme and therefore there shall be no tests / assessments during this programme.**

**REFERENCES:**

Guide to Induction program from AICTE

**HS3152**

**PROFESSIONAL ENGLISH I**

**L T P C  
3 0 0 3**

**OBJECTIVES :**

- To improve the communicative competence of learners
- To learn to use basic grammatic structures in suitable contexts
- To acquire lexical competence and use them appropriately in a sentence and understand their meaning in a text
- To help learners use language effectively in professional contexts
- To develop learners' ability to read and write complex texts, summaries, articles, blogs, definitions, essays and user manuals.

**UNIT I INTRODUCTION TO EFFECTIVE COMMUNICATION**

**1**

What is effective communication? (Explain using activities) Why is communication critical for excellence during study, research and work? What are the seven C's of effective communication? What are key language skills? What is effective listening? What does it involve? What is effective speaking? What does it mean to be an excellent reader? What should you be able to do? What is effective writing? How does one develop language and communication skills? What does the course focus on? How are communication and language skills going to be enhanced during this course? What do you as a learner need to do to enhance your English language and communication skills to get the best out of this course?

**INTRODUCTION TO FUNDAMENTALS OF COMMUNICATION**

**8**

Reading - Reading brochures (technical context), telephone messages / social media messages relevant to technical contexts and emails. Writing - Writing emails / letters introducing oneself.

Grammar - Present Tense ( simple and progressive); Question types: Wh/ Yes or No/ and Tags. Vocabulary - Synonyms; One word substitution; Abbreviations & Acronyms (as used in technical contexts).

## **UNIT II NARRATION AND SUMMATION 9**

Reading - Reading biographies, travelogues, newspaper reports, Excerpts from literature, and travel & technical blogs. Writing - Guided writing-- Paragraph writing Short Report on an event (field trip etc.) Grammar –Past tense (simple); Subject-Verb Agreement; and Prepositions. Vocabulary - Word forms (prefixes& suffixes); Synonyms and Antonyms. Phrasal verbs.

## **UNIT III DESCRIPTION OF A PROCESS / PRODUCT 9**

Reading – Reading advertisements, gadget reviews; user manuals. Writing - Writing definitions; instructions; and Product /Process description. Grammar - Imperatives; Adjectives; Degrees of comparison; Present & Past Perfect Tenses. Vocabulary - Compound Nouns, Homonyms; and Homophones, discourse markers (connectives & sequence words).

## **UNIT IV CLASSIFICATION AND RECOMMENDATIONS 9**

Reading – Newspaper articles; Journal reports –and Non Verbal Communication ( tables, pie charts etc,. ). Writing – Note-making / Note-taking (\*Study skills to be taught, not tested); Writing recommendations; Transferring information from non verbal ( chart , graph etc, to verbal mode) Grammar – Articles; Pronouns - Possessive & Relative pronouns. Vocabulary - Collocations; Fixed / Semi fixed expressions.

## **UNIT V EXPRESSION 9**

Reading – Reading editorials; and Opinion Blogs; Writing – Essay Writing (Descriptive or narrative). Grammar – Future Tenses, Punctuation; Negation (Statements & Questions); and Simple, Compound & Complex Sentences. Vocabulary - Cause & Effect Expressions – Content vs Function words.

**TOTAL : 45 PERIODS**

### **LEARNING OUTCOMES :**

At the end of the course, learners will be able

- To use appropriate words in a professional context
- To gain understanding of basic grammatical structures and use them in right context.
- To read and interpret information presented in tables, charts and other graphic forms
- To write definitions, descriptions, narrations and essays on various topics

### **TEXT BOOKS :**

1. English for Engineers & Technologists Orient Blackswan Private Ltd. Department of English, Anna University, (2020 edition)
2. English for Science & Technology Cambridge University Press, 2021. Authored by Dr. Veena Selvam, Dr. Sujatha Priyadarshini, Dr. Deepa Mary Francis, Dr. KN. Shoba, and Dr. Lourdes Joevani, Department of English, Anna University.

### **REFERENCE BOOKS:**

1. Technical Communication – Principles And Practices By Meenakshi Raman & Sangeeta Sharma, Oxford Univ. Press, 2016, New Delhi.
2. A Course Book On Technical English By Lakshminarayanan, Scitech Publications (India) Pvt. Ltd.
3. English For Technical Communication (With CD) By Aysha Viswamohan, Mcgraw Hill Education, ISBN : 0070264244.
4. Effective Communication Skill, Kulbhusan Kumar, RS Salaria, Khanna Publishing House.
5. Learning to Communicate – Dr. V. Chellammal, Allied Publishing House, New Delhi,2003.

### **ASSESSMENT PATTERN**

Two internal assessments and an end semester examination to test students' reading and writing

skills along with their grammatical and lexical competence

### CO-PO & PSO MAPPING

CO	PO												PSO		
	1	2	3	4	5	6	7	8	9	10	11	12	1	2	3
1	1	1	1	1	1	3	3	3	1	3	-	3	-	-	-
2	1	1	1	1	1	3	3	3	1	3	-	3	-	-	-
3	2	3	2	3	2	3	3	3	2	3	3	3	-	-	-
4	2	3	2	3	2	3	3	3	2	3	3	3	-	-	-
5	2	3	3	3	-	3	3	3	2	3	-	3	-	-	-
<b>AVg.</b>	1.6	2.2	1.8	2.2	1.5	3	3	3	1.6	3	3	3	-	-	-

- 1-low, 2-medium, 3-high, '-'- no correlation
- **Note:** The average value of this course to be used for program articulation matrix.

MA3151

### MATRICES AND CALCULUS

**L T P C**  
**3 1 0 4**

#### COURSE OBJECTIVES :

- To develop the use of matrix algebra techniques that is needed by engineers for practical applications.
- To familiarize the students with differential calculus.
- To familiarize the student with functions of several variables. This is needed in many branches of engineering.
- To make the students understand various techniques of integration.
- To acquaint the student with mathematical tools needed in evaluating multiple integrals and their applications.

#### UNIT I MATRICES

**9+3**

Eigenvalues and Eigenvectors of a real matrix – Characteristic equation – Properties of Eigenvalues and Eigenvectors – Cayley - Hamilton theorem – Diagonalization of matrices by orthogonal transformation – Reduction of a quadratic form to canonical form by orthogonal transformation – Nature of quadratic forms – Applications : Stretching of an elastic membrane.

#### UNIT II DIFFERENTIAL CALCULUS

**9+3**

Representation of functions - Limit of a function - Continuity - Derivatives - Differentiation rules (sum, product, quotient, chain rules) - Implicit differentiation - Logarithmic differentiation - Applications : Maxima and Minima of functions of one variable.

#### UNIT III FUNCTIONS OF SEVERAL VARIABLES

**9+3**

Partial differentiation – Homogeneous functions and Euler's theorem – Total derivative – Change of variables – Jacobians – Partial differentiation of implicit functions – Taylor's series for functions of two variables – Applications : Maxima and minima of functions of two variables and Lagrange's method of undetermined multipliers.

#### UNIT IV INTEGRAL CALCULUS

**9+3**

Definite and Indefinite integrals - Substitution rule - Techniques of Integration : Integration by parts, Trigonometric integrals, Trigonometric substitutions, Integration of rational functions by partial fraction, Integration of irrational functions - Improper integrals - Applications : Hydrostatic force and pressure, moments and centres of mass.

#### UNIT V MULTIPLE INTEGRALS

**9+3**

Double integrals – Change of order of integration – Double integrals in polar coordinates – Area enclosed by plane curves – Triple integrals – Volume of solids – Change of variables in double and triple integrals – Applications : Moments and centres of mass, moment of inertia.

**TOTAL: 60 PERIODS**

## COURSE OUTCOMES:

At the end of the course the students will be able to

- CO1 :Use the matrix algebra methods for solving practical problems.
- CO2 :Apply differential calculus tools in solving various application problems.
- CO3 :Able to use differential calculus ideas on several variable functions.
- CO4 :Apply different methods of integration in solving practical problems.
- CO5 :Apply multiple integral ideas in solving areas, volumes and other practical problems.

## TEXT BOOKS :

1. Kreyszig.E, "Advanced Engineering Mathematics", John Wiley and Sons, 10<sup>th</sup> Edition, New Delhi, 2016.
2. Grewal.B.S., "Higher Engineering Mathematics", Khanna Publishers, New Delhi, 44<sup>th</sup> Edition , 2018.
3. James Stewart, " Calculus : Early Transcendentals ", Cengage Learning, 8<sup>th</sup> Edition, New Delhi, 2015. [For Units II & IV - Sections 1.1, 2.2, 2.3, 2.5, 2.7 (Tangents problems only), 2.8, 3.1 to 3.6, 3.11, 4.1, 4.3, 5.1 (Area problems only), 5.2, 5.3, 5.4 (excluding net change theorem), 5.5, 7.1 - 7.4 and 7.8 ].

## REFERENCES :

1. Anton. H, Bivens. I and Davis. S, " Calculus ", Wiley, 10<sup>th</sup> Edition, 2016
2. Bali. N., Goyal. M. and Watkins. C., " Advanced Engineering Mathematics ", Firewall Media (An imprint of Lakshmi Publications Pvt., Ltd.), New Delhi, 7<sup>th</sup> Edition, 2009.
3. Jain . R.K. and Iyengar. S.R.K., " Advanced Engineering Mathematics ", Narosa Publications, New Delhi, 5<sup>th</sup> Edition, 2016.
4. Narayanan. S. and Manicavachagom Pillai. T. K., " Calculus " Volume I and II, S. Viswanathan Publishers Pvt. Ltd., Chennai, 2009.
5. Ramana. B.V., " Higher Engineering Mathematics ", McGraw Hill Education Pvt. Ltd, New Delhi, 2016.
6. Srimantha Pal and Bhunia. S.C, " Engineering Mathematics " Oxford University Press, 2015.
7. Thomas. G. B., Hass. J, and Weir. M.D, " Thomas Calculus ", 14<sup>th</sup> Edition, Pearson India, 2018.

	PO 01	PO 02	PO 03	PO 04	PO 05	PO 06	PO 07	PO 08	PO 09	PO 10	PO 11	PO 12	PSO 1	PSO 2	PSO 3
CO1	3	3	1	1	0	0	0	0	2	0	2	3	-	-	-
CO2	3	3	1	1	0	0	0	0	2	0	2	3	-	-	-
CO3	3	3	1	1	0	0	0	0	2	0	2	3	-	-	-
CO4	3	3	1	1	0	0	0	0	2	0	2	3	-	-	-
CO5	3	3	1	1	0	0	0	0	2	0	2	3	-	-	-
Avg	3	3	1	1	0	0	0	0	2	0	2	3	-	-	-

PH3151

ENGINEERING PHYSICS

L T P C  
3 0 0 3

## COURSE OBJECTIVES

- To make the students effectively to achieve an understanding of mechanics.
- To enable the students to gain knowledge of electromagnetic waves and its applications.
- To introduce the basics of oscillations, optics and lasers.
- Equipping the students to be successfully understand the importance of quantum physics.
- To motivate the students towards the applications of quantum mechanics.

**UNIT I MECHANICS****9**

Multi-particle dynamics: Center of mass (CM) – CM of continuous bodies – motion of the CM – kinetic energy of system of particles. Rotation of rigid bodies: Rotational kinematics – rotational kinetic energy and moment of inertia - theorems of  $M \cdot I$  – moment of inertia of continuous bodies –  $M \cdot I$  of a diatomic molecule - torque – rotational dynamics of rigid bodies – conservation of angular momentum – rotational energy state of a rigid diatomic molecule - gyroscope - torsional pendulum – double pendulum – Introduction to nonlinear oscillations.

**UNIT II ELECTROMAGNETIC WAVES****9**

The Maxwell's equations - wave equation; Plane electromagnetic waves in vacuum, Conditions on the wave field - properties of electromagnetic waves: speed, amplitude, phase, orientation and waves in matter - polarization - Producing electromagnetic waves - Energy and momentum in EM waves: Intensity, waves from localized sources, momentum and radiation pressure - Cell-phone reception. Reflection and transmission of electromagnetic waves from a non-conducting medium-vacuum interface for normal incidence.

**UNIT III OSCILLATIONS, OPTICS AND LASERS****9**

Simple harmonic motion - resonance – analogy between electrical and mechanical oscillating systems - waves on a string - standing waves - traveling waves - Energy transfer of a wave - sound waves - Doppler effect. Reflection and refraction of light waves - total internal reflection - interference – Michelson interferometer – Theory of air wedge and experiment. Theory of laser - characteristics - Spontaneous and stimulated emission - Einstein's coefficients - population inversion - Nd-YAG laser, CO<sub>2</sub> laser, semiconductor laser – Basic applications of lasers in industry.

**UNIT IV BASIC QUANTUM MECHANICS****9**

Photons and light waves - Electrons and matter waves – Compton effect - The Schrodinger equation (Time dependent and time independent forms) - meaning of wave function - Normalization – Free particle - particle in a infinite potential well: 1D, 2D and 3D Boxes- Normalization, probabilities and the correspondence principle.

**UNIT V APPLIED QUANTUM MECHANICS****9**

The harmonic oscillator (qualitative)- Barrier penetration and quantum tunneling (qualitative)- Tunneling microscope - Resonant diode - Finite potential wells (qualitative)- Bloch's theorem for particles in a periodic potential – Basics of Kronig-Penney model and origin of energy bands.

**TOTAL : 45 PERIODS****COURSE OUTCOMES**

After completion of this course, the students should be able to

- CO1 : Understand the importance of mechanics.
- CO2 : Express their knowledge in electromagnetic waves.
- CO3 : Demonstrate a strong foundational knowledge in oscillations, optics and lasers.
- CO4 : Understand the importance of quantum physics.
- CO5 : Comprehend and apply quantum mechanical principles towards the formation of energy bands.

**TEXT BOOKS:**

1. D.Kleppner and R.Kolenkow. An Introduction to Mechanics. McGraw Hill Education (Indian Edition), 2017.
2. E.M.Purcell and D.J.Morin, Electricity and Magnetism, Cambridge Univ.Press, 2013.
3. Arthur Beiser, Shobhit Mahajan, S. Rai Choudhury, Concepts of Modern Physics, McGraw-Hill (Indian Edition), 2017.

**REFERENCES:**

1. R.Wolfson. Essential University Physics. Volume 1 & 2. Pearson Education (Indian Edition), 2009.
2. Paul A. Tipler, Physic – Volume 1 & 2, CBS, (Indian Edition), 2004.
3. K.Thyagarajan and A.Ghatak. Lasers: Fundamentals and Applications, Laxmi Publications,

(Indian Edition), 2019.

4. D.Halliday, R.Resnick and J.Walker. Principles of Physics, Wiley (Indian Edition), 2015.
5. N.Garcia, A.Damask and S.Schwarz. Physics for Computer Science Students. Springer-Verlag,

### CO's-PO's & PSO's MAPPING

CO's	PO's												PSO's			
	1	2	3	4	5	6	7	8	9	10	11	12	1	2	3	
1	3	3	2	1	1	1	-	-	-	-	-	-	-	-	-	-
2	3	3	2	1	2	1	-	-	-	-	-	-	-	-	-	-
3	3	3	2	2	2	1	-	-	-	-	-	1	-	-	-	-
4	3	3	1	1	2	1	-	-	-	-	-	-	-	-	-	-
5	3	3	1	1	2	1	-	-	-	-	-	-	-	-	-	-
AVG	3	3	1.6	1.2	1.8	1	-	-	-	-	-	1	-	-	-	-

1-Low,2-Medium,3-High,"-no correlation

Note: the average value of this course to be used for program articulation matrix.

CY3151

ENGINEERING CHEMISTRY

L T P C  
3 0 0 3

#### COURSE OBJECTIVES:

- To inculcate sound understanding of water quality parameters and water treatment techniques.
- To impart knowledge on the basic principles and preparatory methods of nanomaterials.
- To introduce the basic concepts and applications of phase rule and composites.
- To facilitate the understanding of different types of fuels, their preparation, properties and combustion characteristics.
- To familiarize the students with the operating principles, working processes and applications of energy conversion and storage devices.

#### UNIT I WATER AND ITS TREATMENT

9

Water: Sources and impurities, Water quality parameters: Definition and significance of-color, odour, turbidity, pH, hardness, alkalinity, TDS, COD and BOD, flouride and arsenic. Municipal water treatment: primary treatment and disinfection (UV, Ozonation, break-point chlorination). Desalination of brackish water: Reverse Osmosis. Boiler troubles: Scale and sludge, Boiler corrosion, Caustic embrittlement, Priming &foaming. Treatment of boiler feed water: Internal treatment (phosphate, colloidal, sodium aluminate and calgon conditioning) and External treatment – Ion exchange demineralization and zeolite process.

#### UNIT II NANOCHEMISTRY

9

Basics: Distinction between molecules, nanomaterials and bulk materials; Size-dependent properties (optical, electrical, mechanical and magnetic); Types of nanomaterials: Definition, properties and uses of – nanoparticle, nanocluster, nanorod, nanowire and nanotube. Preparation of nanomaterials: sol-gel, solvothermal, laser ablation, chemical vapour deposition, electrochemical deposition and electro spinning. Applications of nanomaterials in medicine, agriculture, energy, electronics and catalysis.

#### UNIT III PHASE RULE AND COMPOSITES

9

Phase rule: Introduction, definition of terms with examples. One component system - water system; Reduced phase rule; Construction of a simple eutectic phase diagram - Thermal analysis; Two component system: lead-silver system - Pattinson process. Composites: Introduction: Definition & Need for composites; Constitution: Matrix materials (Polymer matrix, metal matrix and ceramic matrix) and Reinforcement (fiber, particulates, flakes and whiskers). Properties and applications of: Metal matrix composites (MMC), Ceramic matrix composites and Polymer matrix composites. Hybrid composites - definition and examples.

**UNIT IV FUELS AND COMBUSTION****9**

Fuels: Introduction: Classification of fuels; Coal and coke: Analysis of coal (proximate and ultimate), Carbonization, Manufacture of metallurgical coke (Otto Hoffmann method). Petroleum and Diesel: Manufacture of synthetic petrol (Bergius process), Knocking - octane number, diesel oil - cetane number; Power alcohol and biodiesel.

Combustion of fuels: Introduction: Calorific value - higher and lower calorific values, Theoretical calculation of calorific value; Ignition temperature: spontaneous ignition temperature, Explosive range; Flue gas analysis - ORSAT Method. CO<sub>2</sub> emission and carbon foot print.

**UNIT V ENERGY SOURCES AND STORAGE DEVICES****9**

Stability of nucleus: mass defect (problems), binding energy; Nuclear energy: light water nuclear power plant, breeder reactor. Solar energy conversion: Principle, working and applications of solar cells; Recent developments in solar cell materials. Wind energy; Geothermal energy; Batteries: Types of batteries, Primary battery - dry cell, Secondary battery - lead acid battery and lithium-ion-battery; Electric vehicles; working principles Fuel cells: H<sub>2</sub>-O<sub>2</sub> fuel cell, microbial fuel cell; Supercapacitors: Storage principle, types and examples.

**TOTAL: 45 PERIODS****COURSE OUTCOMES**

At the end of the course, the students will be able:

- CO1 :To infer the quality of water from quality parameter data and propose suitable treatment methodologies to treat water.
- CO2 :To identify and apply basic concepts of nanoscience and nanotechnology in designing the synthesis of nanomaterials for engineering and technology applications.
- CO3 :To apply the knowledge of phase rule and composites for material selection requirements.
- CO4 :To recommend suitable fuels for engineering processes and applications.
- CO5 :To recognize different forms of energy resources and apply them for suitable applications in energy sectors.

**TEXT BOOKS:**

1. P. C. Jain and Monica Jain, "Engineering Chemistry", 17<sup>th</sup> Edition, Dhanpat Rai Publishing Company (P) Ltd, New Delhi, 2018.
2. Sivasankar B., "Engineering Chemistry", Tata McGraw-Hill Publishing Company Ltd, New Delhi, 2008.
3. S.S. Dara, "A Text book of Engineering Chemistry", S. Chand Publishing, 12<sup>th</sup> Edition, 2018.

**REFERENCES:**

1. B. S. Murty, P. Shankar, Baldev Raj, B. B. Rath and James Murday, "Text book of nanoscience and nanotechnology", Universities Press-IIM Series in Metallurgy and Materials Science, 2018.
2. O.G. Palanna, "Engineering Chemistry" McGraw Hill Education (India) Private Limited, 2<sup>nd</sup> Edition, 2017.
3. Friedrich Emich, "Engineering Chemistry", Scientific International PVT, LTD, New Delhi, 2014.
4. ShikhaAgarwal, "Engineering Chemistry-Fundamentals and Applications", Cambridge University Press, Delhi, Second Edition, 2019.
5. O.V. Roussak and H.D. Gesser, Applied Chemistry-A Text Book for Engineers and Technologists, Springer Science Business Media, New York, 2nd Edition, 2013.

**CO-PO & PSO MAPPING**

CO	PO												PSO		
	1	2	3	4	5	6	7	8	9	10	11	12	1	2	3
1	3	2	2	1	-	1	1	-	-	-	-	1	-	-	-
2	2	-	-	1	-	2	2	-	-	-	-	-	-	-	-
3	3	1	-	-	-	-	-	-	-	-	-	-	-	-	-

4	3	1	1	-	-	1	2	-	-	-	-	-	-	-	-
5	3	1	2	1	-	2	2	-	-	-	-	2	-	-	-
<b>Avg.</b>	<b>2.8</b>	<b>1.3</b>	<b>1.6</b>	<b>1</b>	<b>-</b>	<b>1.5</b>	<b>1.8</b>	<b>-</b>	<b>-</b>	<b>-</b>	<b>-</b>	<b>1.5</b>	<b>-</b>	<b>-</b>	<b>-</b>

1-low, 2-medium, 3-high, '-' no correlation

**GE3151**

**PROBLEM SOLVING AND PYTHON PROGRAMMING**

**L T P C**  
**3 0 0 3**

**OBJECTIVES:**

- To understand the basics of algorithmic problem solving.
- To learn to solve problems using Python conditionals and loops.
- To define Python functions and use function calls to solve problems.
- To use Python data structures - lists, tuples, dictionaries to represent complex data.
- To do input/output with files in Python.

**UNIT I COMPUTATIONAL THINKING AND PROBLEM SOLVING 9**

Fundamentals of Computing – Identification of Computational Problems -Algorithms, building blocks of algorithms (statements, state, control flow, functions), notation (pseudo code, flow chart, programming language), algorithmic problem solving, simple strategies for developing algorithms (iteration, recursion). Illustrative problems: find minimum in a list, insert a card in a list of sorted cards, guess an integer number in a range, Towers of Hanoi.

**UNIT II DATA TYPES, EXPRESSIONS, STATEMENTS 9**

Python interpreter and interactive mode, debugging; values and types: int, float, boolean, string, and list; variables, expressions, statements, tuple assignment, precedence of operators, comments; Illustrative programs: exchange the values of two variables, circulate the values of n variables, distance between two points.

**UNIT III CONTROL FLOW, FUNCTIONS, STRINGS 9**

Conditionals: Boolean values and operators, conditional (if), alternative (if-else), chained conditional (if-elif-else); Iteration: state, while, for, break, continue, pass; Fruitful functions: return values, parameters, local and global scope, function composition, recursion; Strings: string slices, immutability, string functions and methods, string module; Lists as arrays. Illustrative programs: square root, gcd, exponentiation, sum an array of numbers, linear search, binary search.

**UNIT IV LISTS, TUPLES, DICTIONARIES 9**

Lists: list operations, list slices, list methods, list loop, mutability, aliasing, cloning lists, list parameters; Tuples: tuple assignment, tuple as return value; Dictionaries: operations and methods; advanced list processing - list comprehension; Illustrative programs: simple sorting, histogram, Students marks statement, Retail bill preparation.

**UNIT V FILES, MODULES, PACKAGES 9**

Files and exception: text files, reading and writing files, format operator; command line arguments, errors and exceptions, handling exceptions, modules, packages; Illustrative programs: word count, copy file, Voter's age validation, Marks range validation (0-100).

**TOTAL : 45 PERIODS**

**OUTCOMES:**

**Upon completion of the course, students will be able to**

- CO1: Develop algorithmic solutions to simple computational problems.  
 CO2: Develop and execute simple Python programs.  
 CO3: Write simple Python programs using conditionals and looping for solving problems.  
 CO4: Decompose a Python program into functions.



CO5: Represent compound data using Python lists, tuples, dictionaries etc.

CO6: Read and write data from/to files in Python programs.

**TEXT BOOKS:**

1. Allen B. Downey, "Think Python : How to Think like a Computer Scientist", 2nd Edition, O'Reilly Publishers, 2016.
2. Karl Beecher, "Computational Thinking: A Beginner's Guide to Problem Solving and programming", 1st Edition, BCS Learning & Development Limited, 2017.

**REFERENCES:**

1. Paul Deitel and Harvey Deitel, "Python for Programmers", Pearson Education, 1st Edition, 2021.
2. G Venkatesh and Madhavan Mukund, "Computational Thinking: A Primer for Programmers and Data Scientists", 1st Edition, Notion Press, 2021.
3. John V Guttag, "Introduction to Computation and Programming Using Python: With Applications to Computational Modeling and Understanding Data", Third Edition, MIT Press , 2021
4. Eric Matthes, "Python Crash Course, A Hands - on Project Based Introduction to Programming", 2nd Edition, No Starch Press, 2019.
5. <https://www.python.org/>
6. Martin C. Brown, "Python: The Complete Reference", 4th Edition, Mc-Graw Hill, 2018.

**COs- PO's & PSO's MAPPING**

CO's	PO's												PSO's		
	1	2	3	4	5	6	7	8	9	10	11	12	1	2	3
1	3	3	3	3	2	-	-	-	-	-	2	2	3	3	-
2	3	3	3	3	2	-	-	-	-	-	2	2	3	-	-
3	3	3	3	3	2	-	-	-	-	-	2	-	3	-	-
4	2	2	-	2	2	-	-	-	-	-	1	-	3	-	-
5	1	2	-	-	1	-	-	-	-	-	1	-	2	-	-
6	2	2	-	-	2	-	-	-	-	-	1	-	2	-	-
AVg.	2	3	3	3	2	-	-	-	-	-	2	2	3	3	-

1.

1 - low, 2 - medium, 3 - high, '-' - no correlation

GE3152

தமிழர் மரபு

LTPC  
1 0 0 1

**அலகு I மொழி மற்றும் இலக்கியம்:**

3

இந்திய மொழிக் குடும்பங்கள் - திராவிட மொழிகள் - தமிழ் ஒரு செம்மொழி - தமிழ் செவ்விலக்கியங்கள் - சங்க இலக்கியத்தின் சமயச் சார்பற்ற தன்மை - சங்க இலக்கியத்தில் பகிர்தல் அறம் - திருக்குறளில் மேலாண்மைக் கருத்துக்கள் - தமிழ்க் காப்பியங்கள், தமிழகத்தில் சமண பௌத்த சமயங்களின் தாக்கம் - பக்தி இலக்கியம், ஆழ்வார்கள் மற்றும் நாயன்மார்கள் - சிற்றிலக்கியங்கள் - தமிழில் நவீன இலக்கியத்தின் வளர்ச்சி - தமிழ் இலக்கிய வளர்ச்சியில் பாரதியார் மற்றும் பாரதிதாசன் ஆகியோரின் பங்களிப்பு.

**அலகு II மரபு - பாறை ஓவியங்கள் முதல் நவீன ஓவியங்கள் வரை - சிற்பக் கலை:**

3

நடுகல் முதல் நவீன சிற்பங்கள் வரை - ஐம்பொன் சிலைகள்- பழங்குடியினர் மற்றும் அவர்கள் தயாரிக்கும் கைவினைப் பொருட்கள், பொம்மைகள் - தேர் செய்யும் கலை - சுடுமண் சிற்பங்கள் - நாட்டுப்புறத் தெய்வங்கள் - குமரிமுனையில் திருவள்ளூர் சிலை - இசைக் கருவிகள் - மிருதங்கம், பறை, வீணை, யாழ், நாதஸ்வரம் - தமிழர்களின் சமூக பொருளாதார வாழ்வில்

கோவில்களின் பங்கு.

**அலகு III நாட்டுப்புறக் கலைகள் மற்றும் வீர விளையாட்டுகள்: 3**  
தெருக்கூத்து, கரகாட்டம், வில்லுப்பாட்டு, கணியான் கூத்து, ஓயிலாட்டம், தோல்பாவைக் கூத்து, சிலம்பாட்டம், வளரி, புலியாட்டம், தமிழர்களின் விளையாட்டுகள்.

**அலகு IV தமிழர்களின் திணைக் கோட்பாடுகள்: 3**  
தமிழகத்தின் தாவரங்களும், விலங்குகளும் - தொல்காப்பியம் மற்றும் சங்க இலக்கியத்தில் அகம் மற்றும் புறக் கோட்பாடுகள் - தமிழர்கள் போற்றிய அறக்கோட்பாடு - சங்ககாலத்தில் தமிழகத்தில் எழுத்தறிவும், கல்வியும் - சங்ககால நகரங்களும் துறை முகங்களும் - சங்ககாலத்தில் ஏற்றுமதி மற்றும் இறக்குமதி - கடல்கடந்த நாடுகளில் சோழர்களின் வெற்றி.

**அலகு V இந்திய தேசிய இயக்கம் மற்றும் இந்திய பண்பாட்டிற்குத் தமிழர்களின் பங்களிப்பு: 3**  
இந்திய விடுதலைப்போரில் தமிழர்களின் பங்கு - இந்தியாவின் பிறப்புகளில் தமிழ்ப் பண்பாட்டின் தாக்கம் - சுயமரியாதை இயக்கம் - இந்திய மருத்துவத்தில், சித்த மருத்துவத்தின் பங்கு - கல்வெட்டுகள், கையெழுத்துப்படிக்கல்கள் - தமிழ்ப் புத்தகங்களின் அச்ச வரலாறு.

**TOTAL : 15 PERIODS**

**TEXT-CUM-REFERENCE BOOKS**

1. தமிழக வரலாறு - மக்களும் பண்பாடும் - கே.கே. பிள்ளை (வெளியீடு: தமிழ்நாடு பாடநூல் மற்றும் கல்வியியல் பணிகள் கழகம்).
2. கணினித் தமிழ் - முனைவர் இல. சுந்தரம். (விகடன் பிரசுரம்).
3. கீழடி - வைகை நதிக்கரையில் சங்ககால நகர நாகரிகம் (தொல்லியல் துறை வெளியீடு)
4. பொருளை - ஆற்றங்கரை நாகரிகம். (தொல்லியல் துறை வெளியீடு)
5. Social Life of Tamils (Dr.K.K.Pillay) A joint publication of TNTB & ESC and RMRL - (in print)
6. Social Life of the Tamils - The Classical Period (Dr.S.Singaravelu) (Published by: International Institute of Tamil Studies.
7. Historical Heritage of the Tamils (Dr.S.V.Subatamanian, Dr.K.D. Thirunavukkarasu) (Published by: International Institute of Tamil Studies).
8. The Contributions of the Tamils to Indian Culture (Dr.M.Valarmathi) (Published by: International Institute of Tamil Studies.)
9. Keeladi - 'Sangam City Civilization on the banks of river Vaigai' (Jointly Published by: Department of Archaeology & Tamil Nadu Text Book and Educational Services Corporation, Tamil Nadu)
10. Studies in the History of India with Special Reference to Tamil Nadu (Dr.K.K.Pillay) (Published by: The Author)
11. Porunai Civilization (Jointly Published by: Department of Archaeology & Tamil Nadu Text Book and Educational Services Corporation, Tamil Nadu)
12. Journey of Civilization Indus to Vaigai (R.Balakrishnan) (Published by: RMRL) - Reference Book.

**UNIT I LANGUAGE AND LITERATURE****3**

Language Families in India - Dravidian Languages – Tamil as a Classical Language - Classical Literature in Tamil – Secular Nature of Sangam Literature – Distributive Justice in Sangam Literature - Management Principles in Thirukural - Tamil Epics and Impact of Buddhism & Jainism in Tamil Land - Bakthi Literature Azhwars and Nayanmars - Forms of minor Poetry - Development of Modern literature in Tamil - Contribution of Bharathiyar and Bharathidhasan.

**UNIT II HERITAGE - ROCK ART PAINTINGS TO MODERN ART – SCULPTURE****3**

Hero stone to modern sculpture - Bronze icons - Tribes and their handicrafts - Art of temple car making - - Massive Terracotta sculptures, Village deities, Thiruvalluvar Statue at Kanyakumari, Making of musical instruments - Mridhangam, Parai, Veenai, Yazh and Nadhaswaram - Role of Temples in Social and Economic Life of Tamils.

**UNIT III FOLK AND MARTIAL ARTS****3**

Therukoothu, Karagattam, Villu Pattu, Kaniyan Koothu, Oyillattam, Leatherpuppetry, Silambattam, Valari, Tiger dance - Sports and Games of Tamils.

**UNIT IV THINAI CONCEPT OF TAMILS****3**

Flora and Fauna of Tamils & Aham and Puram Concept from Tholkappiyam and Sangam Literature - Aram Concept of Tamils - Education and Literacy during Sangam Age - Ancient Cities and Ports of Sangam Age - Export and Import during Sangam Age - Overseas Conquest of Cholas.

**UNIT V CONTRIBUTION OF TAMILS TO INDIAN NATIONAL MOVEMENT AND INDIAN CULTURE****3**

Contribution of Tamils to Indian Freedom Struggle - The Cultural Influence of Tamils over the other parts of India – Self-Respect Movement - Role of Siddha Medicine in Indigenous Systems of Medicine – Inscriptions & Manuscripts – Print History of Tamil Books.

**TOTAL : 15 PERIODS****TEXT-CUM-REFERENCE BOOKS**

1. தமிழக வரலாறு – மக்களும் பண்பாடும் – கே.கே. பிள்ளை (வெளியீடு: தமிழ்நாடு பாடநூல் மற்றும் கல்வியியல் பணிகள் கழகம்).
2. கணினித் தமிழ் – முனைவர் இல. சுந்தரம். (விகடன் பிரசுரம்).
3. கீழடி – வைகை நதிக்கரையில் சங்ககால நகர நாகரிகம் (தொல்லியல் துறை வெளியீடு)
4. பொருளை – ஆற்றங்கரை நாகரிகம். (தொல்லியல் துறை வெளியீடு)
5. Social Life of Tamils (Dr.K.K.Pillay) A joint publication of TNTB & ESC and RMRL – (in print)
6. Social Life of the Tamils - The Classical Period (Dr.S.Singaravelu) (Published by: International Institute of Tamil Studies.
7. Historical Heritage of the Tamils (Dr.S.V.Subatamanian, Dr.K.D. Thirunavukkarasu) (Published by: International Institute of Tamil Studies).
8. The Contributions of the Tamils to Indian Culture (Dr.M.Valarmathi) (Published by: International Institute of Tamil Studies.)
9. Keeladi - 'Sangam City Civilization on the banks of river Vaigai' (Jointly Published by: Department of Archaeology & Tamil Nadu Text Book and Educational Services Corporation, Tamil Nadu)
10. Studies in the History of India with Special Reference to Tamil Nadu (Dr.K.K.Pillay) (Published by: The Author)
11. Porunai Civilization (Jointly Published by: Department of Archaeology & Tamil Nadu Text Book and Educational Services Corporation, Tamil Nadu)
12. Journey of Civilization Indus to Vaigai (R.Balakrishnan) (Published by: RMRL) – Reference Book.

**OBJECTIVES:**

- To understand the problem solving approaches.
- To learn the basic programming constructs in Python.
- To practice various computing strategies for Python-based solutions to real world problems.
- To use Python data structures - lists, tuples, dictionaries.
- To do input/output with files in Python.

**EXPERIMENTS:**

Note: The examples suggested in each experiment are only indicative. The lab instructor is expected to design other problems on similar lines. The Examination shall not be restricted to the sample experiments listed here.

1. Identification and solving of simple real life or scientific or technical problems, and developing flow charts for the same. (Electricity Billing, Retail shop billing, Sin series, weight of a motorbike, Weight of a steel bar, compute Electrical Current in Three Phase AC Circuit, etc.)
2. Python programming using simple statements and expressions (exchange the values of two variables, circulate the values of n variables, distance between two points).
3. Scientific problems using Conditionals and Iterative loops. (Number series, Number Patterns, pyramid pattern)
4. Implementing real-time/technical applications using Lists, Tuples. (Items present in a library/Components of a car/ Materials required for construction of a building –operations of list & tuples)
5. Implementing real-time/technical applications using Sets, Dictionaries. (Language, components of an automobile, Elements of a civil structure, etc.- operations of Sets & Dictionaries)
6. Implementing programs using Functions. (Factorial, largest number in a list, area of shape)
7. Implementing programs using Strings. (reverse, palindrome, character count, replacing characters)
8. Implementing programs using written modules and Python Standard Libraries (pandas, numpy. Matplotlib, scipy)
9. Implementing real-time/technical applications using File handling. (copy from one file to another, word count, longest word)
10. Implementing real-time/technical applications using Exception handling. (divide by zero error, voter's age validity, student mark range validation)
11. Exploring Pygame tool.
12. Developing a game activity using Pygame like bouncing ball, car race etc.

**TOTAL: 60 PERIODS****OUTCOMES:**

On completion of the course, students will be able to:

CO1: Develop algorithmic solutions to simple computational problems

CO2: Develop and execute simple Python programs.

CO3: Implement programs in Python using conditionals and loops for solving problems..

CO4: Deploy functions to decompose a Python program.

CO5: Process compound data using Python data structures.

CO6: Utilize Python packages in developing software applications.

**TEXT BOOKS:**

1. Allen B. Downey, "Think Python : How to Think like a Computer Scientist", 2nd Edition, O'Reilly Publishers, 2016.
2. Karl Beecher, "Computational Thinking: A Beginner's Guide to Problem Solving and Programming", 1st Edition, BCS Learning & Development Limited, 2017.

**REFERENCES:**

1. Paul Deitel and Harvey Deitel, "Python for Programmers", Pearson Education, 1st Edition, 2021.

2. G Venkatesh and Madhavan Mukund, "Computational Thinking: A Primer for Programmers and Data Scientists", 1st Edition, Notion Press, 2021.
3. John V Guttag, "Introduction to Computation and Programming Using Python: With Applications to Computational Modeling and Understanding Data", Third Edition, MIT Press, 2021
4. Eric Matthes, "Python Crash Course, A Hands - on Project Based Introduction to Programming", 2nd Edition, No Starch Press, 2019.
5. <https://www.python.org/>
6. Martin C. Brown, "Python: The Complete Reference", 4th Edition, Mc-Graw Hill, 2018.

### COs- PO's & PSO's MAPPING

CO's	PO's												PSO's		
	1	2	3	4	5	6	7	8	9	10	11	12	1	2	3
1	3	3	3	3	3	-	-	-	-	-	3	2	3	3	-
2	3	3	3	3	3	-	-	-	-	-	3	2	3	-	-
3	3	3	3	3	2	-	-	-	-	-	2	-	3	-	-
4	3	2	-	2	2	-	-	-	-	-	1	-	3	-	-
5	1	2	-	-	1	-	-	-	-	-	1	-	2	-	-
6	2	-	-	-	2	-	-	-	-	-	1	-	2	-	-
AVg.	2	3	3	3	2	-	-	-	-	-	2	2	3	3	-

1 - low, 2 - medium, 3 - high, '-' - no correlation

BS3171

PHYSICS AND CHEMISTRY LABORATORY

L T P C  
0 0 4 2

### PHYSICS LABORATORY : (Any Seven Experiments)

#### COURSE OBJECTIVES:

- To learn the proper use of various kinds of physics laboratory equipment.
- To learn how data can be collected, presented and interpreted in a clear and concise manner.
- To learn problem solving skills related to physics principles and interpretation of experimental data.
- To determine error in experimental measurements and techniques used to minimize such error.
- To make the student as an active participant in each part of all lab exercises.

#### LIST OF EXPERIMENTS

1. Torsional pendulum - Determination of rigidity modulus of wire and moment of inertia of regular and irregular objects.
2. Simple harmonic oscillations of cantilever.
3. Non-uniform bending - Determination of Young's modulus
4. Uniform bending – Determination of Young's modulus
5. Laser- Determination of the wave length of the laser using grating
6. Air wedge - Determination of thickness of a thin sheet/wire
7. a) Optical fibre -Determination of Numerical Aperture and acceptance angle  
b) Compact disc- Determination of width of the groove using laser.
8. Acoustic grating- Determination of velocity of ultrasonic waves in liquids.
9. Ultrasonic interferometer – determination of the velocity of sound and compressibility of liquids
10. Post office box -Determination of Band gap of a semiconductor.
11. Photoelectric effect
12. Michelson Interferometer.
13. Melde's string experiment
14. Experiment with lattice dynamics kit.

**TOTAL: 30 PERIODS**

## COURSE OUTCOMES:

Upon completion of the course, the students should be able to

CO1 : Understand the functioning of various physics laboratory equipment.

CO2 : Use graphical models to analyze laboratory data.

CO3 : Use mathematical models as a medium for quantitative reasoning and describing physical reality.

CO4 : Access, process and analyze scientific information.

CO5 : Solve problems individually and collaboratively.

## CO's-PO's & PSO's MAPPING

CO's	PO's												PSO's		
	1	2	3	4	5	6	7	8	9	10	11	12	1	2	3
1	3	2	3	1	1	-	-	-	-	-	-	-	-	-	-
2	3	3	2	1	1	-	-	-	-	-	-	-	-	-	-
3	3	2	3	1	1	-	-	-	-	-	-	-	-	-	-
4	3	3	2	1	1	-	-	-	-	-	-	-	-	-	-
5	3	2	3	1	1	-	-	-	-	-	-	-	-	-	-
AVG	3	2.4	2.6	1	1										

• 1-Low,2-Medium,3-High,"-no correlation

• Note: the average value of this course to be used for program articulation matrix.

## CHEMISTRY LABORATORY: (Any seven experiments )

### OBJECTIVES:

- To inculcate experimental skills to test basic understanding of water quality parameters, such as, acidity, alkalinity, hardness, DO, chloride and copper.
- To induce the students to familiarize with electroanalytical techniques such as, pH metry, potentiometry and conductometry in the determination of impurities in aqueous solutions.
- To demonstrate the analysis of metals and alloys.
- To demonstrate the synthesis of nanoparticles

### **CHEMISTRY LABORATORY: (Any seven experiments to be conducted)**

1. Preparation of  $\text{Na}_2\text{CO}_3$  as a primary standard and estimation of acidity of a water sample using the primary standard
2. Determination of types and amount of alkalinity in water sample.
  - Split the first experiment into two
3. Determination of total, temporary & permanent hardness of water by EDTA method.
4. Determination of DO content of water sample by Winkler's method.
5. Determination of chloride content of water sample by Argentometric method.
6. Estimation of copper content of the given solution by Iodometry.
7. Estimation of TDS of a water sample by gravimetry.
8. Determination of strength of given hydrochloric acid using pH meter.
9. Determination of strength of acids in a mixture of acids using conductivity meter.
10. Conductometric titration of barium chloride against sodium sulphate (precipitation titration)
11. Estimation of iron content of the given solution using potentiometer.
12. Estimation of sodium /potassium present in water using flame photometer.
13. Preparation of nanoparticles ( $\text{TiO}_2/\text{ZnO}/\text{CuO}$ ) by Sol-Gel method.
14. Estimation of Nickel in steel
15. Proximate analysis of Coal

**TOTAL : 30 PERIODS**

### OUTCOMES :

- To analyse the quality of water samples with respect to their acidity, alkalinity, hardness and DO.
- To determine the amount of metal ions through volumetric and spectroscopic techniques
- To analyse and determine the composition of alloys.

- To learn simple method of synthesis of nanoparticles
- To quantitatively analyse the impurities in solution by electroanalytical techniques

#### TEXT BOOKS :

1. J. Mendham, R. C. Denney, J.D. Barnes, M. Thomas and B. Sivasankar, Vogel's Textbook of Quantitative Chemical Analysis (2009).

#### CO-PO & PSO MAPPING

CO	PO												PSO		
	1	2	3	4	5	6	7	8	9	10	11	12	1	2	3
1	3	-	1	-	-	2	2	-	-	-	-	2	-	-	-
2	3	1	2	-	-	1	2	-	-	-	-	1	-	-	-
3	3	2	1	1	-	-	1	-	-	-	-	-	-	-	-
4	2	1	2	-	-	2	2	-	-	-	-	-	-	-	-
5	2	1	2	-	1	2	2	-	-	-	-	1	-	-	-
Avg	2.6	1.3	1.6	1	1	1.4	1.8	-	-	-	-	1.3	-	-	-

- 1-low, 2-medium, 3-high, '-'- no correlation

GE3172

ENGLISH LABORATORY

L T P C  
0 0 2 1

#### OBJECTIVES :

- To improve the communicative competence of learners
- To help learners use language effectively in academic /work contexts
- To develop various listening strategies to comprehend various types of audio materials like lectures, discussions, videos etc.
- To build on students' English language skills by engaging them in listening, speaking and grammar learning activities that are relevant to authentic contexts.
- To use language efficiently in expressing their opinions via various media.

#### UNIT I INTRODUCTION TO FUNDAMENTALS OF COMMUNICATION

6

Listening for general information-specific details- conversation: Introduction to classmates - Audio / video (formal & informal); Telephone conversation; Listening to voicemail & messages; Listening and filling a form. Speaking - making telephone calls-Self Introduction; Introducing a friend; - politeness strategies- making polite requests, making polite offers, replying to polite requests and offers- understanding basic instructions( filling out a bank application for example).

#### UNIT II NARRATION AND SUMMATION

6

Listening - Listening to podcasts, anecdotes / stories / event narration; documentaries and interviews with celebrities. Speaking - Narrating personal experiences / events-Talking about current and temporary situations & permanent and regular situations\* - describing experiences and feelings- engaging in small talk- describing requirements and abilities.

#### UNIT III DESCRIPTION OF A PROCESS / PRODUCT

6

Listening - Listen to product and process descriptions; a classroom lecture; and advertisements about products. Speaking – Picture description- describing locations in workplaces- Giving instruction to use the product- explaining uses and purposes- Presenting a product- describing shapes and sizes and weights- talking about quantities(large & small)-talking about precautions.

#### UNIT IV CLASSIFICATION AND RECOMMENDATIONS

6

Listening – Listening to TED Talks; Listening to lectures - and educational videos. Speaking – Small Talk; discussing and making plans-talking about tasks-talking about progress- talking about

positions and directions of movement-talking about travel preparations- talking about transportation-

**UNIT V EXPRESSION**

**6**

Listening – Listening to debates/ discussions; different viewpoints on an issue; and panel discussions. Speaking –making predictions- talking about a given topic-giving opinions- understanding a website-describing processes

**TOTAL : 30 PERIODS**

**LEARNING OUTCOMES:**

At the end of the course, learners will be able

- To listen to and comprehend general as well as complex academic texts information
- To listen to and understand different points of view in a discussion
- To speak fluently and accurately in formal and informal communicative contexts
- To describe products and processes and explain their uses and purposes clearly and accurately
- To express their opinions effectively in both formal and informal discussions

**ASSESSMENT PATTERN**

- One online / app based assessment to test listening /speaking
- End Semester **ONLY** listening and speaking will be conducted online.
- Proficiency certification is given on successful completion of listening and speaking internal test and end semester exam.

**CO-PO & PSO MAPPING**

CO	PO												PSO		
	1	2	3	4	5	6	7	8	9	10	11	12	1	2	3
1	3	3	3	3	1	3	3	3	3	3	3	3	-	-	-
2	3	3	3	3	1	3	3	3	3	3	3	3	-	-	-
3	3	3	3	3	1	3	3	3	3	3	3	3	-	-	-
4	3	3	3	3	1	3	3	3	3	3	3	3	-	-	-
5	3	3	3	3	1	3	3	3	3	3	3	3	-	-	-
<b>AVg.</b>	3	3	3	3	1	3	3	3	3	3	3	3	-	-	-

- 1-low, 2-medium, 3-high, ‘-’- no correlation
- **Note:** The average value of this course to be used for program articulation matrix.

**HS3252**

**PROFESSIONAL ENGLISH -II**

**L T P C  
2 0 0 2**

**OBJECTIVES :**

- To engage learners in meaningful language activities to improve their reading and writing skills
- To learn various reading strategies and apply in comprehending documents in professional context.
- To help learners understand the purpose, audience, contexts of different types of writing
- To develop analytical thinking skills for problem solving in communicative contexts
- To demonstrate an understanding of job applications and interviews for internship and placements

**UNIT I MAKING COMPARISONS**

**6**

Reading - Reading advertisements, user manuals, brochures; Writing – Professional emails, Email etiquette - Compare and Contrast Essay; Grammar – Mixed Tenses, Prepositional phrases



**UNIT II EXPRESSING CAUSAL RELATIONS IN SPEAKING AND WRITING 6**

Reading - Reading longer technical texts– Cause and Effect Essays, and Letters / emails of complaint, Writing - Writing responses to complaints. Grammar - Active Passive Voice transformations, Infinitive and Gerunds

**UNIT III PROBLEM SOLVING 6**

Reading - Case Studies, excerpts from literary texts, news reports etc. Writing – Letter to the Editor, Checklists, Problem solution essay / Argumentative Essay. Grammar – Error correction; If conditional sentences

**UNIT IV REPORTING OF EVENTS AND RESEARCH 6**

Reading –Newspaper articles; Writing – Recommendations, Transcoding, Accident Report, Survey Report Grammar – Reported Speech, Modals Vocabulary – Conjunctions- use of prepositions

**UNIT V THE ABILITY TO PUT IDEAS OR INFORMATION COGENTLY 6**

Reading – Company profiles, Statement of Purpose, (SOP), an excerpt of interview with professionals; Writing – Job / Internship application – Cover letter & Resume; Grammar – Numerical adjectives, Relative Clauses.

**TOTAL : 30 PERIODS****OUTCOMES:**

At the end of the course, learners will be able

- To compare and contrast products and ideas in technical texts.
- To identify and report cause and effects in events, industrial processes through technical texts
- To analyse problems in order to arrive at feasible solutions and communicate them in the written format.
- To present their ideas and opinions in a planned and logical manner
- To draft effective resumes in the context of job search.

**TEXT BOOKS :**

1. English for Engineers & Technologists (2020 edition) Orient Blackswan Private Ltd. Department of English, Anna University.
2. English for Science & Technology Cambridge University Press 2021.
3. Authored by Dr. Veena Selvam, Dr. Sujatha Priyadarshini, Dr. Deepa Mary Francis, Dr. KN. Shoba, and Dr. Lourdes Joevani, Department of English, Anna University.

**REFERENCE BOOKS:**

1. Raman. Meenakshi, Sharma. Sangeeta (2019). Professional English. Oxford university press. New Delhi.
2. Improve Your Writing ed. V.N. Arora and Laxmi Chandra, Oxford Univ. Press, 2001, NewDelhi.
3. Learning to Communicate – Dr. V. Chellammal. Allied Publishers, New Delhi, 2003
4. Business Correspondence and Report Writing by Prof. R.C. Sharma & Krishna Mohan, Tata McGraw Hill & Co. Ltd., 2001, New Delhi.
5. Developing Communication Skills by Krishna Mohan, Meera Bannerji- Macmillan India Ltd. 1990, Delhi.

**ASSESSMENT PATTERN**

Two internal assessments and an end semester examination to test students' reading and writing skills along with their grammatical and lexical competence.

**CO-PO & PSO MAPPING**

CO	PO												PSO		
	1	2	3	4	5	6	7	8	9	10	11	12	1	2	3
1	3	3	3	3	3	3	3	3	2	3	3	3	-	-	-
2	3	3	3	3	3	3	3	3	2	3	3	3	-	-	-

3	3	3	3	3	3	3	3	3	2	3	3	3	-	-	-
4	3	3	3	3	2	3	3	3	2	3	3	3	-	-	-
5	-	-	-	-	-	-	-	-	3	3	3	3	-	-	-
<b>AVg.</b>	3	3	3	3	2.75	3	3	3	2.2	3	3	3	-	-	-

- 1-low, 2-medium, 3-high, '-'- no correlation
- **Note:** The average value of this course to be used for program articulation matrix.

MA3251

**STATISTICS AND NUMERICAL METHODS**

**L T P C**  
**3 1 0 4**

**OBJECTIVES:**

- This course aims at providing the necessary basic concepts of a few statistical and numerical methods and give procedures for solving numerically different kinds of problems occurring in engineering and technology.
- To acquaint the knowledge of testing of hypothesis for small and large samples which plays an important role in real life problems.
- To introduce the basic concepts of solving algebraic and transcendental equations.
- To introduce the numerical techniques of interpolation in various intervals and numerical techniques of differentiation and integration which plays an important role in engineering and technology disciplines.
- To acquaint the knowledge of various techniques and methods of solving ordinary differential equations.

**UNIT I TESTING OF HYPOTHESIS**

**9+3**

Sampling distributions - Tests for single mean, proportion and difference of means (Large and small samples) – Tests for single variance and equality of variances – Chi square test for goodness of fit – Independence of attributes.

**UNIT II DESIGN OF EXPERIMENTS**

**9+3**

One way and two way classifications - Completely randomized design – Randomized block design – Latin square design - 2<sup>2</sup> factorial design.

**UNIT III SOLUTION OF EQUATIONS AND EIGENVALUE PROBLEMS**

**9+3**

Solution of algebraic and transcendental equations - Fixed point iteration method – Newton Raphson method- Solution of linear system of equations - Gauss elimination method – Pivoting - Gauss Jordan method – Iterative methods of Gauss Jacobi and Gauss Seidel - Eigenvalues of a matrix by Power method and Jacobi's method for symmetric matrices.

**UNIT IV INTERPOLATION, NUMERICAL DIFFERENTIATION AND NUMERICAL INTEGRATION**

**9+3**

Lagrange's and Newton's divided difference interpolations – Newton's forward and backward difference interpolation – Approximation of derivatives using interpolation polynomials – Numerical single and double integrations using Trapezoidal and Simpson's 1/3 rules.

**UNIT V NUMERICAL SOLUTION OF ORDINARY DIFFERENTIAL EQUATIONS**

**9+3**

Single step methods: Taylor's series method - Euler's method - Modified Euler's method - Fourth order Runge-Kutta method for solving first order differential equations - Multi step methods: Milne's and Adams - Bash forth predictor corrector methods for solving first order differential equations.

**TOTAL: 60 PERIODS**

**OUTCOMES:**

Upon successful completion of the course, students will be able to:

- Apply the concept of testing of hypothesis for small and large samples in real life problems.
- Apply the basic concepts of classifications of design of experiments in the field of agriculture.

- Appreciate the numerical techniques of interpolation in various intervals and apply the numerical techniques of differentiation and integration for engineering problems.
- Understand the knowledge of various techniques and methods for solving first and second order ordinary differential equations.
- Solve the partial and ordinary differential equations with initial and boundary conditions by using certain techniques with engineering applications.

#### TEXT BOOKS:

1. Grewal, B.S., and Grewal, J.S., "Numerical Methods in Engineering and Science", Khanna Publishers, 10<sup>th</sup> Edition, New Delhi, 2015.
2. Johnson, R.A., Miller, I and Freund J., "Miller and Freund's Probability and Statistics for Engineers", Pearson Education, Asia, 8<sup>th</sup> Edition, 2015.

#### REFERENCES:

1. Burden, R.L and Faires, J.D, "Numerical Analysis", 9<sup>th</sup> Edition, Cengage Learning, 2016.
2. Devore. J.L., "Probability and Statistics for Engineering and the Sciences", Cengage Learning, New Delhi, 8<sup>th</sup> Edition, 2014.
3. Gerald. C.F. and Wheatley. P.O. "Applied Numerical Analysis" Pearson Education, Asia, New Delhi, 7<sup>th</sup> Edition, 2007.
4. Gupta S.C. and Kapoor V. K., " Fundamentals of Mathematical Statistics", Sultan Chand & Sons, New Delhi, 12<sup>th</sup> Edition, 2020.
5. Spiegel. M.R., Schiller. J. and Srinivasan. R.A., "Schaum's Outlines on Probability and Statistics ", Tata McGraw Hill Edition, 4<sup>th</sup> Edition, 2012.
6. Walpole. R.E., Myers. R.H., Myers. S.L. and Ye. K., "Probability and Statistics for Engineers and Scientists", 9<sup>th</sup> Edition, Pearson Education, Asia, 2010.

	PO 01	PO 02	PO 03	PO 04	PO 05	PO 06	PO 07	PO 08	PO 09	PO 10	PO 11	PO 12	PS O1	PS O2	PS O3
CO1	3	3	1	1	1	0	0	0	2	0	2	3	-	-	-
CO2	3	3	1	1	1	0	0	0	2	0	2	3	-	-	-
CO3	3	3	1	1	1	0	0	0	2	0	2	3	-	-	-
CO4	3	3	1	1	1	0	0	0	2	0	2	3	-	-	-
CO5	3	3	1	1	1	0	0	0	2	0	2	3	-	-	-
Avg	3	3	1	1	1	0	0	0	2	0	2	3	-	-	-

PH3253

**MATERIALS SCIENCE FOR TECHNOLOGISTS**

**L T P C**  
**3 0 0 3**

#### COURSE OBJECTIVES:

- To make the students effectively to understand the basics of crystallography and crystal imperfections.
- To enable the students to get knowledge on various strengthening methods of materials, and also various mechanical properties and their measurement.
- To impart knowledge on the basics of phase diagrams and their applications.
- To learn about iron-carbon system, and about various ferrous and non-ferrous alloys.
- To introduce the preparation, properties and applications of ceramics, composites and nanomaterials.

#### UNIT I CRYSTALLOGRAPHY

**9**

Crystallographic directions and planes – metallic crystal structures: BCC, FCC and HCP – linear and planar densities – crystal imperfections- edge and screw dislocations, Burgers vector and elastic strain energy- surface imperfections – grain and twin boundaries – Polymorphism – phase changes – nucleation and growth – homogeneous and heterogeneous nucleation.

**UNIT II MECHANICAL PROPERTIES****9**

Tensile test - plastic deformation by slip – slip systems – mechanisms of strengthening in metals: strain hardening, grain size reduction, solid solution strengthening, precipitation hardening – Creep: creep curves, stress and temperature effects, mechanisms of creep, creep-resistant materials – Fracture: ductile and brittle fractures - the Griffith criterion – fracture toughness - Fatigue failure: the S-N curve – factors that affect fatigue life – Hardness: Rockwell and Brinell hardness tests, Knoop and Vickers microhardness tests.

**UNIT III PHASE DIAGRAMS****9**

Basic concepts - Gibbs phase rule –Unary phase diagram (iron) - Binary phase diagrams: isomorphous systems (Cu-Ni) –determination of phase composition and phase amounts – tie-line and lever rule - binary eutectic diagram with no solid solution and limited solid solution (Pb-Sn) – eutectoid and peritectic reactions - other invariant reactions – microstructural development during the slow cooling: eutectic, hypereutectic and hypoeutectic compositions.

**UNIT IV FERROUS AND NONFERROUS ALLOYS****9**

The Fe-Fe<sub>3</sub>C phase diagram: phases, invariant reactions, development of microstructure in eutectoid, hypoeutectoid and hypereutectoid alloys – influence of other alloying elements in the Fe-C system - phase transformations – isothermal transformation diagram for eutectoid iron-carbon alloy – microstructures: pearlite, bainite, spheroidite and martensite – steels, stainless steels and cast irons – copper alloys – aluminum alloys – titanium alloys.

**UNIT V CERAMICS, COMPOSITES AND NANO MATERIALS****9**

Ceramics – types and applications - refractories, abrasives and cements – Composites: classification, role of matrix and reinforcement - Fiber reinforced composites – carbon-carbon composites – Nanomaterials: types, physical, chemical and mechanical properties - carbon nanotubes: properties and applications - synthesis of nanomaterials: sonochemical, molecular epitaxy, physical vapor deposition (PVD) and chemical vapor deposition (CVD). Characterization: Transmission electron microscopy - scanning electron microscopy - Atomic force microscopy - X-ray powder diffraction - Nanoparticle size calculation.

**TOTAL: 45 PERIODS****COURSE OUTCOMES:**

- CO1 : Upon completion of this course, the students should be able to  
CO2 : Understand the basics of crystallography and its importance in materials properties  
CO3 : Understand the significance of dislocations, strengthening mechanisms, and tensile, creep, hardness and fracture behavior of materials  
CO4 : Gain knowledge on binary phase diagrams, and also will be able to determine the phase composition and phase amount.  
CO5 : Understand about the Fe-C system and various microstructures in it, and also about various ferrous and non-ferrous alloys.  
CO6 : Get adequate understanding on the preparation, properties and applications of ceramics, composites and nanomaterials.

**TEXT BOOKS:**

1. R. Balasubramaniam, Callister's Materials Science and Engineering. Wiley (Indian Edition), 2014.
2. V. Raghavan. Materials Science and Engineering: A First Course, Prentice Hall India Learning Private Limited, 2015.
3. William F. Smith, Javad Hashemi and Ravi Prakash, Materials Science and Engineering, McGraw Hill Education (Indian Edition), 2017.

**REFERENCES :**

1. J.F. Shackelford. Introduction to Materials Science for Engineers. Pearson, 2015.
2. Wendelin Wright and Donald Askeland, Essentials of Materials Science and Engineering, CL Engineering, 2013.
3. J.C. Anderson, K.D. Leaver, P. Leever and R.D. Rawlings, Materials Science for

Engineers, CRC Press, 2003.

4. Jean P.Mercier, G.Zambelli and W.Kurz, Introduction to Materials Science, Elsevier, 2002.
5. YaserDahman, Nanotechnology and Functional Materials for Engineers, Elsevier, 2017.

**BE3252      BASIC ELECTRICAL, ELECTRONICS AND INSTRUMENTATION      L T P C**  
**ENGINEERING      3 0 0 3**

**OBJECTIVES :**

- To introduce the basics of electric circuits and analysis
- To impart knowledge in domestic wiring
- To impart knowledge in the basics of working principles and application of electrical machines
- To introduce analog devices and their characteristics
- To introduce the functional elements and working of sensors and transducers.

**UNIT I      ELECTRICAL CIRCUITS      9**

DC Circuits: Circuit Components: Conductor, Resistor, Inductor, Capacitor – Ohm's Law - Kirchhoff's Laws – Simple problems- Nodal Analysis, Mesh analysis with Independent sources only (Steady state)

Introduction to AC Circuits and Parameters: Waveforms, Average value, RMS Value, Instantaneous power, real power, reactive power and apparent power, power factor – Steady state analysis of RLC circuits (Simple problems only), Three phase supply – star and delta connection – power in three-phase systems

**UNIT II      MAGNETIC CIRCUITS AND ELECTRICAL INSTALLATIONS      9**

Magnetic circuits-definitions-MMF, flux, reluctance, magnetic field intensity, flux density, fringing, self and mutual inductances-simple problems.

Domestic wiring , types of wires and cables, earthing ,protective devices- switch fuse unit- Miniature circuit breaker-moulded case circuit breaker- earth leakage circuit breaker, safety precautions and First Aid

**UNIT III      ELECTRICAL MACHINES      9**

Construction and Working principle- DC Separately and Self excited Generators, EMF equation, Types and Applications. Working Principle of DC motors, Torque Equation, Types and Applications. Construction, Working principle and Applications of Transformer, Three phase Alternator, Synchronous motor and Three Phase Induction Motor.

**UNIT IV      ANALOG ELECTRONICS      9**

Resistor, Inductor and Capacitor in Electronic Circuits- Semiconductor Materials: Silicon & Germanium – PN Junction Diodes, Zener Diode –Characteristics Applications – Bipolar Junction Transistor-Biasing, JFET, SCR, MOSFET, IGBT – Types, I-V Characteristics and Applications, Rectifier and Inverters, harmonics

**UNIT V      SENSORS AND TRANSDUCERS      9**

Sensors, solenoids, pneumatic controls with electrical actuator, mechatronics, types of valves and its applications, electro-pneumatic systems, proximity sensors, limit switches, piezoelectric, hall effect, photo sensors, Strain gauge, LVDT, differential pressure transducer, optical and digital transducers, Smart sensors, Thermal Imagers.

**TOTAL: 45 PERIODS**

**COURSE OUTCOMES:**

After completing this course, the students will be able to

**CO1:** Compute the electric circuit parameters for simple problems

**CO2:** Explain the concepts of domestics wiring and protective devices

**CO3:** Explain the working principle and applications of electrical machines

- CO4:** Analyze the characteristics of analog electronic devices  
**CO5:** Explain the types and operating principles of sensors and transducers

**TEXT BOOKS:**

1. D P Kothari and I.J Nagarath, "Basic Electrical and Electronics Engineering", McGraw Hill Education (India) Private Limited, Second Edition, 2020
2. A.K. Sawhney, Puneet Sawhney 'A Course in Electrical & Electronic Measurements & Instrumentation', Dhanpat Rai and Co, 2015.
3. S.K. Bhattacharya, Basic Electrical Engineering, Pearson Education, 2019
4. James A Svoboda, Richard C. Dorf, Dorf's Introduction to Electric Circuits, Wiley,2018

**REFERENCES:**

1. John Bird, "Electrical Circuit theory and technology", Routledge; 2017.
2. Thomas L. Floyd, 'Electronic Devices', 10<sup>th</sup> Edition, Pearson Education, 2018.
3. Albert Malvino, David Bates, 'Electronic Principles, McGraw Hill Education; 7<sup>th</sup> edition, 2017
4. Muhammad H.Rashid, "Spice for Circuits and electronics", 4<sup>th</sup> Edition.,Cengage India,2019.
5. H.S. Kalsi, 'Electronic Instrumentation', Tata McGraw-Hill, New Delhi, 2010

**CO's, PO's & PSO's MAPPING**

CO's	PO's												PSO's		
	1	2	3	4	5	6	7	8	9	10	11	12	1	2	3
1	2	1	1					1					-	-	-
2	2	1	1					1					-	-	-
3	2	1	1					1					-	-	-
4	2	1	1					1					-	-	-
5	2	1	1					1					-	-	-
Avg.	2	1	1					1					-	-	-

**PE3201**

**INTRODUCTION TO PETROLEUM ENGINEERING**

**L T P C**  
**3 0 0 3**

**OBJECTIVES**

- To provide an overview of petroleum industry. Petroleum exploration and exploitation techniques, oil and gas reserve identification and evaluation. Drilling and production of oil and gas. Disposal of effluents.

**UNIT I PETROLEUM GEOLOGY**

**9**

Earth science - occurrence of petroleum Rocks and traps. Reservoir rocks and properties. Classification of oil and gas reserves Reservoir mechanics and drive mechanism.

**UNIT II DRILLING ENGINEERING**

**9**

3D Drilling – introduction to drilling of oil and gas wells. Drilling rigs and equipments. Drilling fluids and cementing.

**UNIT III WELL LOGGING**

**9**

Logging techniques. Various types of logs. Formation parameters. Log applications. Formation evaluation. Well completion.

**UNIT IV PETROLEUM PRODUCTION**

**9**

Petroleum exploitation – well testing, production potential and well performances. Material balance, Artificial lift, Improved recovery methods.

## UNIT V SURFACE PRODUCTION

9

Surface equipments, processing of oil and gas. Transportation of oil and gas. Effluent treatment. Petroleum economics. Supply and demand trends.

**TOTAL: 45 PERIODS**

### OUTCOMES

On completion of the course students are expected to

CO1: Understand the rock types and their birth place.

CO2: Understand the concepts of rig crews and rig types.

CO3: Obtain the concepts of on-site drill systems and components while using.

CO4: Know about the reservoir modelling and geological data

CO 5: Gain the knowledge about well logging

CO 6 : To understand well investigation techniques and remediation of well production problems

### TEXT BOOKS

1. Geology of Petroleum by Levenson A.L.- 2nd edition The AAPG foundation, 2006.
2. B. C. Craft – M. Hawkins Applied Petroleum Reservoir Engineering, Third Edition, Revised by Ronald E. Terry & J. Brandon Rogers, Prentice Hall, New York, 2014.
3. Modern Fracturing Enhancing Natural Gas Production, Michael J. Economides, Tony Martin, ET Publishing, 2007.

### REFERENCES:

1. Petroleum Reservoir Rock and Fluid Properties by Abhijit.Y.Dandekar- 2<sup>nd</sup> Edition CRC Press, 2013
2. Reservoir Engineer Handbook by Tarek Ahmed- 3<sup>rd</sup> Edition Gulf Professional Publishing, 2006
3. Recent Advances in Enhanced Oil and Gas Recovery, IstvanLaktos, Academy Kiado, 2001.
4. Petroleum Production Engineering: A Computer Assisted Approach, BoyunGuo, William C. Lyons, Ali Ghalambor, Elsevier Science & Technology Books, 2007.
5. Advanced Well Completion Engineering, Wan Renpu, Gulf Professional Publishing, 2011.



PROGRESS THROUGH KNOWLEDGE

## Course Articulation Matrix

Course Outcomes	Statement	PROCESS CALCULATIONS													
		PO1	PO2	PO3	PO4	PO5	PO6	PO7	PO8	PO9	PO10	PO11	PO12	PSO1	PSO2
CO1	Understand the rock types and their birth place	3	3	1	1	1	-	-	-	-	-	-	1	3	1
CO2	Understand the concepts of rig crews and rig types.	3	3	1	1	1	-	-	-	-	-	-	1	3	1
CO3	Obtain the concepts of on-site drill systems and components while using.	3	3	1	1	1	-	-	-	-	-	-	1	3	1
CO4	Know about the reservoir modelling and geological data	3	3	1	1	2	-	-	-	-	-	-	1	3	1
CO5	Gain the knowledge about well logging	3	3	1	1	2	-	1	-	-	-	-	1	3	1
CO6	To understand well investigation techniques and remediation of well production problems	2	2	1	-	2	-	1	-	-	-	-	1	3	3
<b>Overall CO</b>		3	3	2	1	2	0	1	0	0	0	0	1	3	1

1, 2 and 3 are correlation levels with weightings as Slight (Low), Moderate (Medium) and Substantial (High) respectively.

PROGRESS THROUGH KNOWLEDGE



**COURSE OBJECTIVES:**

The main learning objective of this course is to prepare the students for:

1. Drawing engineering curves.
2. Drawing freehand sketch of simple objects.
3. Drawing orthographic projection of solids and section of solids.
4. Drawing development of solids
5. Drawing isometric and perspective projections of simple solids.

**CONCEPTS AND CONVENTIONS (Not for Examination)**

Importance of graphics in engineering applications — Use of drafting instruments — BIS conventions and specifications — Size, layout and folding of drawing sheets — Lettering and dimensioning.

**UNIT I PLANE CURVES****6+12**

Basic Geometrical constructions, Curves used in engineering practices: Conics — Construction of ellipse, parabola and hyperbola by eccentricity method — Construction of cycloid — construction of involutes of square and circle — Drawing of tangents and normal to the above curves.

**UNIT II PROJECTION OF POINTS, LINES AND PLANE SURFACE****6+12**

Orthographic projection- principles-Principal planes-First angle projection-projection of points. Projection of straight lines (only First angle projections) inclined to both the principal planes - Determination of true lengths and true inclinations by rotating line method and traces. Projection of planes (polygonal and circular surfaces) inclined to both the principal planes by rotating object method.

**UNIT III PROJECTION OF SOLIDS AND FREEHAND SKETCHING****6+12**

Projection of simple solids like prisms, pyramids, cylinder, cone and truncated solids when the axis is inclined to one of the principal planes and parallel to the other by rotating object method. Visualization concepts and Free Hand sketching: Visualization principles —Representation of Three Dimensional objects — Layout of views- Freehand sketching of multiple views from pictorial views of objects.

Practicing three dimensional modeling of simple objects by CAD Software(Not for examination)

**UNIT IV PROJECTION OF SECTIONED SOLIDS AND DEVELOPMENT OF SURFACES****6 +12**

Sectioning of above solids in simple vertical position when the cutting plane is inclined to the one of the principal planes and perpendicular to the other — obtaining true shape of section. Development of lateral surfaces of simple and sectioned solids — Prisms, pyramids cylinders and cones.

Practicing three dimensional modeling of simple objects by CAD Software(Not for examination)

**UNIT V ISOMETRIC AND PERSPECTIVE PROJECTIONS****6+12**

Principles of isometric projection — isometric scale —Isometric projections of simple solids and truncated solids - Prisms, pyramids, cylinders, cones- combination of two solid objects in simple vertical positions - Perspective projection of simple solids-Prisms, pyramids and cylinders by visual ray method.

Practicing three dimensional modeling of isometric projection of simple objects by CAD Software(Not for examination)

**TOTAL: (L=30+P=60) 90 PERIODS****OUTCOMES:**

On successful completion of this course, the student will be able to

- Use BIS conventions and specifications for engineering drawing.
- Construct the conic curves, involutes and cycloid.

- Solve practical problems involving projection of lines.
- Draw the orthographic, isometric and perspective projections of simple solids.
- Draw the development of simple solids.

#### TEXT BOOKS:

1. Bhatt N.D. and Panchal V.M., “Engineering Drawing”, Charotar Publishing House, 53<sup>rd</sup> Edition, 2019.
2. Natrajan K.V., “A Text Book of Engineering Graphics”, Dhanalakshmi Publishers, Chennai, 2018.
3. Parthasarathy, N. S. and Vela Murali, “Engineering Drawing”, Oxford University Press, 2015

#### REFERENCES:

1. Basant Agarwal and Agarwal C.M., “Engineering Drawing”, McGraw Hill, 2<sup>nd</sup> Edition, 2019.
2. Gopalakrishna K.R., “Engineering Drawing” (Vol. I&II combined), Subhas Publications, Bangalore, 27<sup>th</sup> Edition, 2017.
3. Luzzader, Warren.J. and Duff, John M., “Fundamentals of Engineering Drawing with an introduction to Interactive Computer Graphics for Design and Production, Eastern Economy Edition, Prentice Hall of India Pvt. Ltd, New Delhi, 2005.
4. Parthasarathy N. S. and Vela Murali, “Engineering Graphics”, Oxford University, Press, New Delhi, 2015.
5. Shah M.B., and Rana B.C., “Engineering Drawing”, Pearson Education India, 2<sup>nd</sup> Edition, 2009.
6. Venugopal K. and Prabhu Raja V., “Engineering Graphics”, New Age International (P) Limited, 2008.

#### Publication of Bureau of Indian Standards:

1. IS 10711 — 2001: Technical products Documentation — Size and lay out of drawing sheets.
2. IS 9609 (Parts 0 & 1) — 2001: Technical products Documentation — Lettering.
3. IS 10714 (Part 20) — 2001 & SP 46 — 2003: Lines for technical drawings.
4. IS 11669 — 1986 & SP 46 — 2003: Dimensioning of Technical Drawings.
5. IS 15021 (Parts 1 to 4) — 2001: Technical drawings — Projection Methods.

#### Special points applicable to University Examinations on Engineering Graphics:

1. There will be five questions, each of either or type covering all units of the syllabus.
2. All questions will carry equal marks of 20 each making a total of 100.
3. The answer paper shall consist of drawing sheets of A3 size only. The students will be permitted to use appropriate scale to fit solution within A3 size.
4. The examination will be conducted in appropriate sessions on the same day

CO	PO												PSO		
	1	2	3	4	5	6	7	8	9	10	11	12	1	2	3
1	3	1	2		2					3		2	2	2	
2	3	1	2		2					3		2	2	2	
3	3	1	2		2					3		2	2	2	
4	3	1	2		2					3		2	2	2	
5	3	1	2		2					3		2	2	2	
<b>Avg</b>	<b>3</b>	<b>1</b>	<b>2</b>		<b>2</b>					<b>3</b>		<b>2</b>	<b>2</b>	<b>2</b>	
Low (1) ; Medium (2) ; High (3)															

**UNIT I WEAVING AND CERAMIC TECHNOLOGY****3**

Weaving Industry during Sangam Age – Ceramic technology – Black and Red Ware Potteries (BRW) – Graffiti on Potteries.

**UNIT II DESIGN AND CONSTRUCTION TECHNOLOGY****3**

Designing and Structural construction House & Designs in household materials during Sangam Age - Building materials and Hero stones of Sangam age – Details of Stage Constructions in Silappathikaram - Sculptures and Temples of Mamallapuram - Great Temples of Cholas and other worship places - Temples of Nayaka Period - Type study (Madurai Meenakshi Temple)- Thirumalai Nayakar Mahal - Chetti Nadu Houses, Indo - Saracenic architecture at Madras during British Period.

**UNIT III MANUFACTURING TECHNOLOGY****3**

Art of Ship Building - Metallurgical studies - Iron industry - Iron smelting, steel -Copper and gold-Coins as source of history - Minting of Coins – Beads making-industries Stone beads -Glass beads - Terracotta beads -Shell beads/ bone beads - Archeological evidences - Gem stone types described in Silappathikaram.

**UNIT IV AGRICULTURE AND IRRIGATION TECHNOLOGY****3**

Dam, Tank, ponds, Sluice, Significance of Kumizhi Thoombu of Chola Period, Animal Husbandry - Wells designed for cattle use - Agriculture and Agro Processing - Knowledge of Sea - Fisheries – Pearl - Conche diving - Ancient Knowledge of Ocean - Knowledge Specific Society.

**UNIT V SCIENTIFIC TAMIL & TAMIL COMPUTING****3**

Development of Scientific Tamil - Tamil computing – Digitalization of Tamil Books – Development of Tamil Software – Tamil Virtual Academy – Tamil Digital Library – Online Tamil Dictionaries – Sorkuvai Project.

**TOTAL : 15 PERIODS****TEXT-CUM-REFERENCE BOOKS**

1. தமிழக வரலாறு – மக்களும் பண்பாடும் – கே.கே. பிள்ளை (வெளியீடு: தமிழ்நாடு பாடநூல் மற்றும் கல்வியியல் பணிகள் கழகம்).
2. கணினித் தமிழ் – முனைவர் இல. சுந்தரம். (விகடன் பிரசுரம்).
3. கீழடி – வைகை நதிக்கரையில் சங்ககால நகர நாகரிகம் (தொல்லியல் துறை வெளியீடு)
4. பொருறை – ஆற்றங்கரை நாகரிகம். (தொல்லியல் துறை வெளியீடு)
5. Social Life of Tamils (Dr.K.K.Pillay) A joint publication of TNTB & ESC and RMRL – (in print)
6. Social Life of the Tamils - The Classical Period (Dr.S.Singaravelu) (Published by: International Institute of Tamil Studies.)
7. Historical Heritage of the Tamils (Dr.S.V.Subatamanian, Dr.K.D. Thirunavukkarasu) (Published by: International Institute of Tamil Studies.)
8. The Contributions of the Tamils to Indian Culture (Dr.M.Valarmathi) (Published by: International Institute of Tamil Studies.)
9. Keeladi - 'Sangam City Civilization on the banks of river Vaigai' (Jointly Published by: Department of Archaeology & Tamil Nadu Text Book and Educational Services Corporation, Tamil Nadu)
10. Studies in the History of India with Special Reference to Tamil Nadu (Dr.K.K.Pillay) (Publishedby: The Author)
11. Porunai Civilization (Jointly Published by: Department of Archaeology & Tamil Nadu Text Bookand Educational Services Corporation, Tamil Nadu)
12. Journey of Civilization Indus to Vaigai (R.Balakrishnan) (Published by: RMRL) – Reference Book.

**அலகு I நெசவு மற்றும் பானைத் தொழில்நுட்பம்:**

3

சங்க காலத்தில் நெசவுத் தொழில் - பானைத் தொழில்நுட்பம் - கருப்பு சிவப்பு பாண்டங்கள் - பாண்டங்களில் கீறல் குறியீடுகள்.

**அலகு II வடிவமைப்பு மற்றும் கட்டிடத் தொழில்நுட்பம்:**

3

சங்க காலத்தில் வடிவமைப்பு மற்றும் கட்டுமானங்கள் & சங்க காலத்தில் வீட்டுப் பொருட்களில் வடிவமைப்பு- சங்க காலத்தில் கட்டுமான பொருட்களும் நடுகல்லும் - சிலப்பதிகாரத்தில் மேடை அமைப்பு பற்றிய விவரங்கள் - மாமல்லபுரச் சிற்பங்களும், கோவில்களும் - சோழர் காலத்துப் பெருங்கோயில்கள் மற்றும் பிற வழிபாட்டுத் தலங்கள் - நாயக்கர் காலக் கோயில்கள் - மாதிரி கட்டமைப்புகள் பற்றி அறிதல், மதுரை மீனாட்சி அம்மன் ஆலயம் மற்றும் திருமலை நாயக்கர் மஹால் - செட்டிநாட்டு வீடுகள் - பிரிட்டிஷ் காலத்தில் சென்னையில் இந்தோ-சாரோசெனிக் கட்டிடக் கலை.

**அலகு III உற்பத்தித் தொழில் நுட்பம்:**

3

கப்பல் கட்டும் கலை - உலோகவியல் - இரும்புத் தொழிற்சாலை - இரும்பை உருக்குதல், எஃகு - வரலாற்றுச் சான்றுகளாக செம்பு மற்றும் தங்க நாணயங்கள் - நாணயங்கள் அச்சடித்தல் - மணி உருவாக்கும் தொழிற்சாலைகள் - கல்மணிகள், கண்ணாடி மணிகள் - சுடுமண் மணிகள் - சங்கு மணிகள் - எலும்புத்துண்டுகள் - தொல்லியல் சான்றுகள் - சிலப்பதிகாரத்தில் மணிகளின் வகைகள்.

**அலகு IV வேளாண்மை மற்றும் நீர்ப்பாசனத் தொழில் நுட்பம்:**

3

அணை, ஏரி, குளங்கள், மதகு - சோழர்காலக் குழுவித் தூம்பின் முக்கியத்துவம் - கால்நடை பராமரிப்பு - கால்நடைகளுக்காக வடிவமைக்கப்பட்ட கிணறுகள் - வேளாண்மை மற்றும் வேளாண்மைச் சார்ந்த செயல்பாடுகள் - கடல்சார் அறிவு - மீன்வளம் - முத்து மற்றும் முத்துக்குளித்தல் - பெருங்கடல் குறித்த பண்டைய அறிவு - அறிவுசார் சமூகம்.

**அலகு V அறிவியல் தமிழ் மற்றும் கணித்தமிழ்:**

3

அறிவியல் தமிழின் வளர்ச்சி - கணித்தமிழ் வளர்ச்சி - தமிழ் நூல்களை மின்பதிப்பு செய்தல் - தமிழ் மென்பொருட்கள் உருவாக்கம் - தமிழ் இணையக் கல்விக்கழகம் - தமிழ் மின் நூலகம் - இணையத்தில் தமிழ் அகராதிகள் - சொற்குவைத் திட்டம்.

**TOTAL: 15 PERIODS****TEXT-CUM-REFERENCE BOOKS**

1. தமிழக வரலாறு - மக்களும் பண்பாடும் - கே.கே. பிள்ளை (வெளியீடு: தமிழ்நாடு பாடநூல் மற்றும் கல்வியியல் பணிகள் கழகம்).
2. கணினித் தமிழ் - முனைவர் இல. சுந்தரம். (விகடன் பிரசுரம்).
3. கீழடி - வைகை நதிக்கரையில் சங்ககால நகர நாகரிகம் (தொல்லியல் துறை வெளியீடு)
4. பொருறை - ஆற்றங்கரை நாகரிகம். (தொல்லியல் துறை வெளியீடு)
5. பொருறை - ஆற்றங்கரை நாகரிகம். (தொல்லியல் துறை வெளியீடு)
6. Social Life of Tamils (Dr.K.K.Pillay) A joint publication of TNTB & ESC and RMRL - (in print)
7. Social Life of the Tamils - The Classical Period (Dr.S.Singaravelu) (Published by: International Institute of Tamil Studies.
8. Historical Heritage of the Tamils (Dr.S.V.Subatamanian, Dr.K.D. Thirunavukkarasu) (Published by: International Institute of Tamil Studies).
9. The Contributions of the Tamils to Indian Culture (Dr.M.Valarmathi) (Published by:

International Institute of Tamil Studies.)

10. Keeladi - 'Sangam City Civilization on the banks of river Vaigai' (Jointly Published by: Department of Archaeology & Tamil Nadu Text Book and Educational Services Corporation, Tamil Nadu)
11. Studies in the History of India with Special Reference to Tamil Nadu (Dr.K.K.Pillay) (Publishedby: The Author)
12. Porunai Civilization (Jointly Published by: Department of Archaeology & Tamil Nadu Text Bookand Educational Services Corporation, Tamil Nadu)
13. Journey of Civilization Indus to Vaigai (R.Balakrishnan) (Published by: RMRL) – Reference Book.

### NCC Credit Course Level 1\*

NX3251	(ARMY WING) NCC Credit Course Level - I	L	T	P	C
		2	0	0	2
<b>NCC GENERAL</b>					<b>6</b>
NCC 1	Aims, Objectives & Organization of NCC				1
NCC 2	Incentives				2
NCC 3	Duties of NCC Cadet				1
NCC 4	NCC Camps: Types & Conduct				2
<b>NATIONAL INTEGRATION AND AWARENESS</b>					<b>4</b>
NI 1	National Integration: Importance & Necessity				1
NI 2	Factors Affecting National Integration				1
NI 3	Unity in Diversity & Role of NCC in Nation Building				1
NI 4	Threats to National Security				1
<b>PERSONALITY DEVELOPMENT</b>					<b>7</b>
PD 1	Self-Awareness, Empathy, Critical & Creative Thinking, Decision Making and Problem Solving				2
PD 2	Communication Skills				3
PD 3	Group Discussion: Stress & Emotions				2
<b>LEADERSHIP</b>					<b>5</b>
L 1	Leadership Capsule: Traits, Indicators, Motivation, Moral Values, Honour 'Code				3
L 2	Case Studies: Shivaji, Jhasi Ki Rani				2
<b>SOCIAL SERVICE AND COMMUNITY DEVELOPMENT</b>					<b>8</b>
SS 1	Basics, Rural Development Programmes, NGOs, Contribution of Youth				3
SS 4	Protection of Children and Women Safety				1
SS 5	Road / Rail Travel Safety				1
SS 6	New Initiatives				2
SS 7	Cyber and Mobile Security Awareness				1
<b>TOTAL : 30 PERIODS</b>					

### NCC Credit Course Level 1\*

NX3252	(NAVAL WING) NCC Credit Course Level - I	L	T	P	C
		2	0	0	2
<b>NCC GENERAL</b>					<b>6</b>
NCC 1	Aims, Objectives & Organization of NCC				1
NCC 2	Incentives				2
NCC 3	Duties of NCC Cadet				1
NCC 4	NCC Camps: Types & Conduct				2
<b>NATIONAL INTEGRATION AND AWARENESS</b>					<b>4</b>

NI 1	National Integration: Importance & Necessity	1
NI 2	Factors Affecting National Integration	1
NI 3	Unity in Diversity & Role of NCC in Nation Building	1
NI 4	Threats to National Security	1
<b>PERSONALITY DEVELOPMENT</b>		<b>7</b>
PD 1	Self-Awareness, Empathy, Critical & Creative Thinking, Decision Making and Problem Solving	2
PD 2	Communication Skills	3
PD 3	Group Discussion: Stress & Emotions	2
<b>LEADERSHIP</b>		<b>5</b>
L 1	Leadership Capsule: Traits, Indicators, Motivation, Moral Values, Honour Code	3
L 2	Case Studies: Shivaji, Jhasi Ki Rani	2
<b>SOCIAL SERVICE AND COMMUNITY DEVELOPMENT</b>		<b>8</b>
SS 1	Basics, Rural Development Programmes, NGOs, Contribution of Youth	3
SS 4	Protection of Children and Women Safety	1
SS 5	Road / Rail Travel Safety	1
SS 6	New Initiatives	2
SS 7	Cyber and Mobile Security Awareness	1
		<b>TOTAL : 30 PERIODS</b>

#### NCC Credit Course Level 1\*

<b>NX3253</b>	<b>(AIR FORCE WING) NCC Credit Course Level - I</b>	<b>L</b>	<b>T</b>	<b>P</b>	<b>C</b>
		<b>2</b>	<b>0</b>	<b>0</b>	<b>2</b>

<b>NCC GENERAL</b>		<b>6</b>
NCC 1	Aims, Objectives & Organization of NCC	1
NCC 2	Incentives	2
NCC 3	Duties of NCC Cadet	1
NCC 4	NCC Camps: Types & Conduct	2
<b>NATIONAL INTEGRATION AND AWARENESS</b>		<b>4</b>
NI 1	National Integration: Importance & Necessity	1
NI 2	Factors Affecting National Integration	1
NI 3	Unity in Diversity & Role of NCC in Nation Building	1
NI 4	Threats to National Security	1
<b>PERSONALITY DEVELOPMENT</b>		<b>7</b>
PD 1	Self-Awareness, Empathy, Critical & Creative Thinking, Decision Making and Problem Solving	2
PD 2	Communication Skills	3
PD 3	Group Discussion: Stress & Emotions	2
<b>LEADERSHIP</b>		<b>5</b>
L 1	Leadership Capsule: Traits, Indicators, Motivation, Moral Values, Honour Code	3
L 2	Case Studies: Shivaji, Jhasi Ki Rani	2
<b>SOCIAL SERVICE AND COMMUNITY DEVELOPMENT</b>		<b>8</b>
SS 1	Basics, Rural Development Programmes, NGOs, Contribution of Youth	3
SS 4	Protection of Children and Women Safety	1
SS 5	Road / Rail Travel Safety	1
SS 6	New Initiatives	2
SS 7	Cyber and Mobile Security Awareness	1
		<b>TOTAL : 30 PERIODS</b>

**COURSE OBJECTIVES:**

- Drawing pipe line plan; laying and connecting various pipe fittings used in common household plumbing work; Sawing; planing; making joints in wood materials used in common household wood work.
- Wiring various electrical joints in common household electrical wire work.
- Welding various joints in steel plates using arc welding work; Machining various simple processes like turning, drilling, tapping in parts; Assembling simple mechanical assembly of common household equipments; Making a tray out of metal sheet using sheet metal work.
- Soldering and testing simple electronic circuits; Assembling and testing simple electronic components on PCB.

**GROUP – A (CIVIL & ELECTRICAL)****PART I CIVIL ENGINEERING PRACTICES 15****PLUMBING WORK:**

- Connecting various basic pipe fittings like valves, taps, coupling, unions, reducers, elbows and other components which are commonly used in household.
- Preparing plumbing line sketches.
- Laying pipe connection to the suction side of a pump
- Laying pipe connection to the delivery side of a pump.
- Connecting pipes of different materials: Metal, plastic and flexible pipes used in household appliances.

**WOOD WORK:**

- Sawing,
- Planing and
- Making joints like T-Joint, Mortise joint and Tenon joint and Dovetail joint.

## Wood Work Study:

- Studying joints in door panels and wooden furniture
- Studying common industrial trusses using models.

**PART II ELECTRICAL ENGINEERING PRACTICES 15**

- Introduction to switches, fuses, indicators and lamps - Basic switch board wiring with lamp, fan and three pin socket
- Staircase wiring
- Fluorescent Lamp wiring with introduction to CFL and LED types.
- Energy meter wiring and related calculations/ calibration
- Study of Iron Box wiring and assembly
- Study of Fan Regulator (Resistor type and Electronic type using Diac/Triac/quadrac)
- Study of emergency lamp wiring/Water heater

**GROUP – B (MECHANICAL AND ELECTRONICS)****PART III MECHANICAL ENGINEERING PRACTICES 15****WELDING WORK:**

- Welding of Butt Joints, Lap Joints, and Tee Joints using arc welding.
- Practicing gas welding.

**BASIC MACHINING WORK:**

- (simple)Turning.
- (simple)Drilling.
- (simple)Tapping.

**ASSEMBLY WORK:**

- a) Assembling a centrifugal pump.
- b) Assembling a household mixer.
- c) Assembling an airconditioner.

**SHEET METAL WORK:**

- a) Making of a square tray

**FOUNDRY WORK:**

- a) Demonstrating basic foundry operations.

**PART IV ELECTRONIC ENGINEERING PRACTICES15****SOLDERING WORK:**

- a) Soldering simple electronic circuits and checking continuity.

**ELECTRONIC ASSEMBLY AND TESTING WORK:**

- a) Assembling and testing electronic components on a small PCB.

**ELECTRONIC EQUIPMENT STUDY:**

- a) Study an elements of smart phone..
- b) Assembly and dismantle of LED TV.
- c) Assembly and dismantle of computer/ laptop

**TOTAL : 60 PERIODS****COURSE OUTCOMES:**

Upon completion of this course, the students will be able to:

CO1 : Draw pipe line plan; lay and connect various pipe fittings used in common household plumbing work; Saw; plan; make joints in wood materials used in common household wood work.

CO2 : Wire various electrical joints in common household electrical wire work.

CO3 : Weld various joints in steel plates using arc welding work; Machine various simple processes like turning, drilling, tapping in parts; Assemble simple mechanical assembly of common household equipments; Make a tray out of metal sheet using sheet metal work.

CO4 : Solder and test simple electronic circuits; Assemble and test simple electronic components on PCB.

CO	PO												PSO		
	1	2	3	4	5	6	7	8	9	10	11	12	1	2	3
1	3	2			1	1	1					2	2	1	1
2	3	2			1	1	1					2	2	1	1
3	3	2			1	1	1					2	2	1	1
<b>Avg</b>	<b>3</b>	<b>2</b>			<b>1</b>	<b>1</b>	<b>1</b>					<b>2</b>	<b>2</b>	<b>1</b>	<b>1</b>
Low (1) ; Medium (2) ; High (3)															

**BE3272****BASIC ELECTRICAL, ELECTRONICS AND INSTRUMENTATION  
ENGINEERING LABORATORY****L T P C  
0 0 4 2****COURSE OBJECTIVES:**

- To train the students in conducting load tests electrical machines
- To gain practical experience in experimentally obtaining the characteristics of electronic



- devices and rectifiers
- To train the students to measure three phase power and displacement

### List of Experiments

1. Verification of ohms and Kirchhoff's Laws.
2. Three Phase Power Measurement
3. Load test on DC Shunt Motor.
4. Load test on Self Excited DC Generator
5. Load test on Single phase Transformer
6. Load Test on Induction Motor
7. Characteristics of PN and Zener Diodes
8. Characteristics of BJT, SCR and MOSFET
9. Design and analysis of Half wave and Full Wave rectifiers
10. Measurement of displacement of LVDT

**TOTAL: 60 PERIODS**

### COURSE OUTCOMES:

After completing this course, the students will be able to

**CO1:** Use experimental methods to verify the Ohm's law and Kirchhoff's Law and to measure three phase power

**CO2:** Analyze experimentally the load characteristics of electrical machines

**CO3:** Analyze the characteristics of basic electronic devices

**CO4:** Use LVDT to measure displacement

### CO's, PO's & PSO's MAPPING

CO's	PO's												PSO's		
	1	2	3	4	5	6	7	8	9	10	11	12	1	2	3
1	2	3	1	2				1.5	2				-	-	-
2	2	3	1	2				1.5	2				-	-	-
3	2	3	1	2				1.5	2				-	-	-
4	2	3	1	2				1.5	2				-	-	-
<b>Avg.</b>	1.6	1.4	0.8	1.6				1.2	1.6						

**GE3272**

**COMMUNICATION LABORATORY**

**L T P C**  
**0 0 4 2**

### OBJECTIVES

- To identify varied group discussion skills and apply them to take part in effective discussions in a professional context.
- To analyse concepts and problems and make effective presentations explaining them clearly and precisely.
- To be able to communicate effectively through formal and informal writing.
- To be able to use appropriate language structures to write emails, reports and essays
- To give instructions and recommendations that are clear and relevant to the context

### UNIT I

**12**

Speaking-Role Play Exercises Based on Workplace Contexts, - talking about competition-discussing progress toward goals-talking about experiences- talking about events in life-discussing past events-Writing: writing emails ( formal & semi-formal).

**UNIT II****12**

Speaking: discussing news stories-talking about frequency-talking about travel problems-discussing travel procedures- talking about travel problems- making arrangements-describing arrangements-discussing plans and decisions- discussing purposes and reasons- understanding common technology terms-Writing: - writing different types of emails.

**UNIT III****12**

Speaking: discussing predictions-describing the climate-discussing forecasts and scenarios-talking about purchasing-discussing advantages and disadvantages- making comparisons-discussing likes and dislikes- discussing feelings about experiences-discussing imaginary scenarios Writing: short essays and reports-formal/semi-formal letters.

**UNIT IV****12**

Speaking: discussing the natural environment-describing systems-describing position and movement- explaining rules-( example- discussing rental arrangements)- understanding technical instructions-Writing: writing instructions-writing a short article.

**UNIT V****12**

Speaking: describing things relatively-describing clothing-discussing safety issues( making recommendations) talking about electrical devices-describing controlling actions- Writing: job application( Cover letter + Curriculum vitae)-writing recommendations.

**TOTAL: 60 PERIODS****LEARNING OUTCOMES**

- Speak effectively in group discussions held in a formal/semi formal contexts.
- Discuss, analyse and present concepts and problems from various perspectives to arrive at suitable solutions
- Write emails, letters and effective job applications.
- Write critical reports to convey data and information with clarity and precision
- Give appropriate instructions and recommendations for safe execution of tasks

**Assessment Pattern**

- One online / app based assessment to test speaking and writing skills
- Proficiency certification is given on successful completion of speaking and writing.

**CO-PO & PSO MAPPING**

CO	PO												PSO		
	1	2	3	4	5	6	7	8	9	10	11	12	1	2	3
1	2	3	3	3	1	3	3	3	3	3	3	3	-	-	-
2	2	3	3	3	1	3	3	3	3	3	3	3	-	-	-
3	2	2	3	3	1	3	3	3	3	3	3	3	-	-	-
4	3	3	3	3	3	3	3	3	3	3	3	3	-	-	-
5	3	3	3	3	3	3	3	3	3	3	3	3	-	-	-
<b>AVg.</b>	2.4	2.8	3	3	1.8	3	3	3	3	3	3	3	-	-	-

- 1-low, 2-medium, 3-high, '-'- no correlation
- **Note:** The average value of this course to be used for program articulation matrix.

<b>MA3351</b>	<b>TRANSFORMS AND PARTIAL DIFFERENTIAL EQUATIONS</b>	<b>L</b>	<b>T</b>	<b>P</b>	<b>C</b>
		<b>3</b>	<b>1</b>	<b>0</b>	<b>4</b>

**OBJECTIVES:**

- To introduce the basic concepts of PDE for solving standard partial differential equations.
- To introduce Fourier series analysis which is central to many applications in engineering apart from its use in solving boundary value problems.
- To acquaint the student with Fourier series techniques in solving heat flow problems used in various situations.
- To acquaint the student with Fourier transform techniques used in wide variety of situations.
- To introduce the effective mathematical tools for the solutions of partial differential equations that model several physical processes and to develop Z transform techniques for discrete time systems.

**UNIT I PARTIAL DIFFERENTIAL EQUATIONS 9 + 3**

Formation of partial differential equations – Solutions of standard types of first order partial differential equations - First order partial differential equations reducible to standard types- Lagrange’s linear equation - Linear partial differential equations of second and higher order with constant coefficients of both homogeneous and non-homogeneous types.

**UNIT II FOURIER SERIES 9 + 3**

Dirichlet’s conditions – General Fourier series – Odd and even functions – Half range sine series and cosine series – Root mean square value – Parseval’s identity – Harmonic analysis.

**UNIT III APPLICATIONS OF PARTIAL DIFFERENTIAL EQUATIONS 9 + 3**

Classification of PDE – Method of separation of variables - Fourier series solutions of one dimensional wave equation – One dimensional equation of heat conduction – Steady state solution of two dimensional equation of heat conduction (Cartesian coordinates only).

**UNIT IV FOURIER TRANSFORMS 9 + 3**

Statement of Fourier integral theorem– Fourier transform pair – Fourier sine and cosine transforms – Properties – Transforms of simple functions – Convolution theorem – Parseval’s identity.

**UNIT V Z - TRANSFORMS AND DIFFERENCE EQUATIONS 9 + 3**

Z-transforms - Elementary properties – Convergence of Z-transforms - – Initial and final value theorems - Inverse Z-transform using partial fraction and convolution theorem - Formation of difference equations – Solution of difference equations using Z - transforms.

**TOTAL:60 PERIODS**

**OUTCOMES :**

Upon successful completion of the course, students should be able to:

- Understand how to solve the given standard partial differential equations.
- Solve differential equations using Fourier series analysis which plays a vital role in engineering applications.
- Appreciate the physical significance of Fourier series techniques in solving one and two dimensional heat flow problems and one dimensional wave equations.
- Understand the mathematical principles on transforms and partial differential equations would provide them the ability to formulate and solve some of the physical problems of engineering.
- Use the effective mathematical tools for the solutions of partial differential equations by using Z transform techniques for discrete time systems.

**TEXT BOOKS:**

1. Grewal B.S., "Higher Engineering Mathematics", 44<sup>th</sup> Edition, Khanna Publishers, New Delhi, 2018.
2. Kreyszig E, "Advanced Engineering Mathematics ", 10<sup>th</sup> Edition, John Wiley, New Delhi, India, 2016.

**REFERENCES :**

1. Andrews. L.C and Shivamoggi. B, "Integral Transforms for Engineers" SPIE Press, 1999.
2. Bali. N.P and Manish Goyal, "A Textbook of Engineering Mathematics", 10<sup>th</sup> Edition, Laxmi Publications Pvt. Ltd, 2015.
3. James. G., "Advanced Modern Engineering Mathematics", 4<sup>th</sup> Edition, Pearson Education, New Delhi, 2016.
4. Narayanan. S., Manicavachagom Pillay.T.K and Ramanaiah.G "Advanced Mathematics for Engineering Students", Vol. II & III, S.Viswanathan Publishers Pvt. Ltd, Chennai, 1998.
5. Ramana. B.V., "Higher Engineering Mathematics", McGraw Hill Education Pvt. Ltd, New Delhi, 2018.
6. Wylie. R.C. and Barrett . L.C., "Advanced Engineering Mathematics "Tata McGraw Hill Education Pvt. Ltd, 6th Edition, New Delhi, 2012.

	PO 01	PO 02	PO 03	PO '04	PO 05	PO 06	PO 07	PO 08	PO 09	PO 10	PO 11	PO 12	PS 01	PS 02	PS 03
CO1	3	3	1	1	0	0	0	0	2	0	0	3	-	-	-
CO2	3	3	1	1	0	0	0	0	2	0	0	3	-	-	-
CO3	3	3	1	1	0	0	0	0	2	0	0	3	-	-	-
CO4	3	3	1	1	0	0	0	0	2	0	0	3	-	-	-
CO5	3	3	1	1	0	0	0	0	2	0	0	3	-	-	-
Avg	3	3	1	1	0	0	0	0	2	0	0	3	-	-	-

**PE3301**

**GEOPHYSICS**

**L T P C**  
**3 0 0 3**

**OBJECTIVE:**

- To review the basic geophysical concepts as used in the petroleum industry; Applications of seismic data in the reservoir mapping and description.

**UNIT I**

**9**

Geophysics as a tool for mapping of subsurface geological features- Introduction. Gravity and magnetism measurement methods. Gravity anomalies and their measurements. Magnetics anomalies and their measurement. Seismic methods.

**UNIT II**

**9**

Wave theory, seismic wave reflection and refraction and their use in data acquisition. Seismic attributes- Introduction. Classification of attributes, Reservoir properties, tectonics and fault planes. Lithology, structure and Sedimentology.

**UNIT III**

**9**

Land and marine geophysical methods. 2D 3D seismic methods. 3D exploration. Non conventional methods, VSP, shear waves and channel waves, seismic data processing, attribute analysis and migration techniques.

**UNIT IV**

**9**

3D interpretation- fault recognition and mapping. Limitations on 2D fault mapping. Advantage of 3D diagram. 3D structural mapping. Stratigraphic interpretation. Analysis of direct hydrocarbon indicators.

**UNIT V**

**9**

Reservoir evolution – Reservoir management. 4D seismic. Inversion of seismic. 4D reservoir characterization. Work stations- Introduction. Hardware and software. Work station capabilities. Display techniques. 3D visualization.

**TOTAL: 45 PERIODS**

**OUTCOME:**

- Student would be able to understand: Main geophysical methods; Wave propagation- P and S waves, Alteration at interfaces (reflection/refraction); Seismic method (data gathering and interpretation); Use and limits of seismic in reservoir description.

**TEXT BOOKS:**

1. S.BOYER & J.J.MARI "Seismic Surveying and Well logging"- Technip Editions, 2004.
2. J.J.MARI & E.COPPENS "Well Seismic surveying"- Technip Editions, 2003.

**PE3351****PROCESS CALCULATIONS****L T P C  
3 0 0 3****OBJECTIVE:**

- To teach concept of degree of freedom and its application to solution of mass and energy balance equations for single and network of units and introduce to process simulators.

**UNIT I****9**

Base and derived Units - Composition of Mixture and solutions - calculations of pressure, volume and temperature using ideal gas law. Use of partial pressure and pure component volume in gas calculations, applications of real gas relationship in gas calculation.

**UNIT II****9**

Stoichiometric principles, Application of material balance to unit operations like distillation, evaporation, crystallisation, drying etc., - Material balance with chemical reaction - Limiting and excess reactants - recycle - bypass and purging - Unsteady state material balances.

**UNIT III****9**

Calculation of absolute humidity, molal humidity, relative humidity and percentage humidity - Use of humidity in condensation and drying - Humidity chart, dew point.

**UNIT IV****9**

Heat capacity of solids, liquids, gases and solutions, use of mean heat capacity in heat calculations, problems involving sensible heat and latent heats, evaluation of enthalpy. Standard heat of reaction, heats of formation, combustion, solution, mixing etc., calculation of standard heat of reaction - Effect of pressure and temperature on heat of reaction -Energy balance for systems with and without chemical reaction.

**UNIT V****9**

Determination of Composition by Orsat analysis of products of combustion of solid, liquid and gas fuels - Calculation of excess air from orsat technique, problems on sulphur and sulphur burning compounds - Application of Process simulators in energy and material balance problems.

**TOTAL: 45 PERIODS****COURSE OUTCOMES: (COs)****On completion of the course, the students would be able to**

- Understand the fundamentals of system of units, apply ideal gas law to solve problems in pure components and mixtures.
- Apply stoichiometric principles to solve problems and write material balance for different process equipments.
- Understand and apply basics of humidity to solve problems in humidification and other processes.
- Understand and apply the basics of energy balance concepts to solve to different chemical processes.
- Understand the basics of fuels and combustion, to solve problems on combustion of various fuels and also to find excess air.

- Apply the above knowledge in process flow sheeting calculations.

**TEXT BOOKS:**

1. Himmelblau, D.M., "Basic Principles and Calculations in Chemical Engineering", EEE Sixth Edition, Prentice Hall Inc., 2003
2. Felder, R. M. and Rousseau, R. W., "Elementary Principles of Chemical Processes", 3<sup>rd</sup> Edn., John Wiley & Sons, New York, 2000.
3. Bhatt, B.L., Vora, S.M., "Stoichiometry ", 4th Edition, Tata McGraw-Hill (2004)

**REFERENCES:**

1. Hougen O A, Watson K M and Ragatz R A, "Chemical process principles" Part I, CBS publishers (1973).
2. Venkatramani. V, Anatharaman. N and Meera Shariffa Begam " Process Calculations" Printice Hall of India, New Delhi,
3. K.V.Narayanan, B.Lakshmipathy,"Stoichiometry and ProcessCalculation", PHI Learning Ltd.(2013).



## Course Articulation Matrix

Course Outcomes	Statement	PROCESS CALCULATIONS													
		PO1	PO2	PO3	PO4	PO5	PO6	PO7	PO8	PO9	PO10	PO11	PO12	PSO1	PSO2
CO1	Understand the fundamentals of system of units, apply ideal gas law to solve problems in pure components and mixtures.	3	3	1	1	1	-	-	-	-	-	-	1	3	1
CO2	Apply stoichiometric principles to solve problems and write material balance for different process equipments.	3	3	1	1	1	-	-	-	-	-	-	1	3	1
CO3	Understand and apply basics of humidity to solve problems in humidification and other processes.	3	3	1	1	1	-	-	-	-	-	-	1	3	1
CO4	Understand and apply the basics of energy balance concepts to solve to different chemical processes.	3	3	1	1	2	-	-	-	-	-	-	1	3	1
CO5	Understand the basics of fuels and combustion, to solve problems on combustion of various fuels and also to find excess air.	3	3	1	1	2	-	1	-	-	-	-	1	3	1
CO6	Apply the above knowledge in process flow sheeting calculations.	2	2	1	-	2	-	1	-	-	-	-	1	3	3
<b>Overall CO</b>		3	3	2	1	2	0	1	0	0	0	0	1	3	1

**OBJECTIVE:**

- To impart to the student knowledge on fluid properties, fluid static and dynamic characteristics flow metering and transport, particle mechanics, techniques of solid – fluid separation

**UNIT I            PROPERTIES OF FLUID****15**

Newtonian fluids Classification of fluid motion Fluid statics – equilibrium of fluid element – pressure variation in a static fluid – Differential analysis of fluid motion – continuity, Euler's and Bernoulli equation

**UNIT II            FLOW THROUGH PIPES & BOUNDARY LAYER CONCEPTS****15**

Reynolds number regimes, Flow through pipes – pressure drop under laminar and turbulent flow conditions; boundary layer concepts; different types of flowmeters; Valves, pumps, compressors – characteristics and sizing; Agitation and Mixing;

**UNIT III            SIZE ANALYSIS****15**

General characteristics of solids, techniques of size analysis; Laws of size reduction, equipments for size reduction

**UNIT IV            FLOW THROUGH FLUIDIZED BEDS****15**

Flow over a sphere – friction and pressure drag - flow through fixed and fluidized beds. Filtration – batch and continuous, filtration equipments - selection, operation

**UNIT V            CLASSIFIERS****15**

Screening, gravity separation - sedimentation, thickening, elutriation, classifiers - Centrifugal separation - continuous centrifuges, cyclones and hydro cyclones, electrostatic and magnetic separators

**TOTAL:60 PERIODS****COURSE OUTCOME:**

On completion of the course students are expected to

- CO1: Understand the fundamental properties of fluids, stress-strain relationship in fluids, and its characteristics under static conditions and establish force balance in static systems.  
 CO2: Students will be able to apply Bernoulli's principle, Navier – Stokes' equation and compute pressure variation in static fluid.  
 CO3: Obtain the knowledge about the size reduction techniques.  
 CO4: Understand about the fluidized bed, flows of fluids in their beds.  
 CO5: Understand various separation and purification techniques employed in solid particles.

**TEXT BOOKS:**

- Noel de Nevers, "Fluid Mechanics for Chemical Engineers ", Third Edition, McGraw-Hill, (2005).
- Badger W.L. and Banchero J.T., "Introduction to Chemical Engineering", Fifth Edition, Tata McGraw Hill, 2001.

**REFERENCES:**

- Munson, B. R., Young, D.F., Okiishi, T.H. "Fundamentals of Fluid Mechanics", 5<sup>th</sup> Edition, John Wiley, 2006
- McCabe W.L, Smith, J C and Harriot. P "Unit operations in Chemical Engineering", McGraw Hill, V Edition, 2001
- Coulson, J.M. and Richardson, J.F., "Chemical Engineering" Vol. I, 4<sup>th</sup> Edn., Asian Books Pvt. Ltd., India, 1998.



Course Outcomes	Statement	FLUID MECHANICS AND SOLID OPERATIONS														
		PO 1	PO 2	PO 3	PO 4	PO 5	PO 6	PO 7	PO 8	PO 9	PO 10	PO 11	PO 12	PSO 1	PSO 2	PSO 3
CO1	Understand the fundamental properties of fluids, stress-strain relationship in fluids, and its characteristics under static conditions and establish force balance in static systems.	3	3	3	-	-	-	2	-	1	-	2	-	-	3	3
CO2	Students will be able to apply Bernoulli's principle, Navier – Stokes' equation and compute pressure variation in static fluid.	3	2	3	3	-	-	-	-	-	-	2	-	2	3	
CO3	Obtain the knowledge about the size reduction techniques.	3	2	2	3	-	1	1	-	-	-	-	3	-	-	
CO4	Understand about the fluidized bed, flows of fluids in their beds.	3	-	3	-	3	-	2	-	-	-	2	2	-	3	-
CO5	Understand various separation and purification techniques employed in solid particles.	-	-	3	2	3	-	3	-	1	-	1	-	3	-	-
<b>Overall CO</b>		3	2	3	3	3	1	2	-	1	-	2	2	3	3	3

PROGRESS THROUGH KNOWLEDGE

**OBJECTIVES:**

To enable the students to understand

- Petroleum reservoir system and fluid properties
- Basic principles and operations in upstream petroleum industry

**UNIT I****9**

The earth, crust, plate tectonics and geologic times. Sedimentary geology, Basins and Margins. Origin, accumulation and migration of petroleum. Properties of subsurface fluids. Petroleum Chemistry.

**UNIT II****9**

Porosity. Permeability. Porosity – Permeability relationship. Electrical properties of rocks. Measurement of formation resistivity. Correlation of  $F_R$  with porosity, permeability and water saturation.  $F_R$  of Shaly Reservoir rocks. Effect of stress on porous rocks. Formation evaluation.

**UNIT III****9**

Fluid Saturation and Capacity pressure. Determination of capillary pressure. Pore size distribution. Wettability. Evaluation of wettability and its effect on oil recovery. Alteration of wettability. Effect of wettability on electrical properties of rocks.

**UNIT IV****9**

Linear flow of incompressible fluids. Linear flow of gas. Darcy's and Poiseuille's laws. Various flow systems. Multiple permeability rocks.

**UNIT V****9**

Reservoir fluid properties – Phase behaviour of hydrocarbon system. Fluid rock interactions. Reservoir fluid characteristics. PVT analysis. Flash liberation and differential liberation study.

**TOTAL: 45 PERIODS****OUTCOME:**

On completion of the course, the students would have knowledge on the understand the

- Petroleum reservoir system and fluid properties
- Darcy's Law to calculate permeability of single phase; definition of interfacial tension
- Capillary pressure to determine saturation changes in reservoir; definition of effective and relative permeability
- Drainage/imbibition curves to characterize reservoir relative permeability.
- PVT analysis for reservoir fluids

**TEXT BOOKS:**

1. Craft, B.C. and Hawkins M.F. revised by Ronald E. Terry and J. Brandon Rogers, "Applied Petroleum Reservoir Engineering" third edition, Prentice-Hall (2014)
2. Djebbar Tiab and Erle C. Donaldson "Theory and practice of measuring Reservoir rock and fluid Transport properties" fourth edition, Gulf Professional Publishing (2015)

**REFERENCE:**

1. Amyx, J.W., Bass D.M. & Whiting., R.L., "Petroleum Reservoir Engineering" McGraw Hill 1998.

**Course Articulation Matrix:**

Course Outcome s	Statement	Program Outcome														
		PO 1	PO 2	PO 3	PO 4	PO 5	PO 6	PO 7	PO 8	PO 9	PO 10	PO 11	PO 12	PSO 1	PSO 2	PSO 3
CO1	Petroleum reservoir system and fluid properties	3	3	3	-	-	-	2	-	1	-	2	-	-	3	3
CO2	Darcy's Law to calculate permeability of single phase; definition of interfacial tension	3	2	3	3	-	-	-	-	-	-	-	2	-	2	3
CO3	Capillary pressure to determine saturation changes in reservoir; definition of effective and relative permeability	3	2	2	3	-	1	1	-	-	-	-	3	-	-	-
CO4	Drainage/imbibition curves to characterize reservoir relative permeability.	3	-	3	-	3	-	2	-	-	-	2	2	-	3	-
CO5	PVT analysis for reservoir fluids	-	-	3	2	3	-	3	-	1	-	1	-	3	-	-
<b>Overall CO</b>		3	2	3	3	3	1	2	-	1	-	2	2	3	3	3

1, 2 and 3 are correlation levels with weightages as Slight (Low), Moderate (Medium) and Substantial (High) respectively

**OBJECTIVES:**

- To learn experimentally to calibrate flow meters, find pressure loss for fluid flows and determine pump characteristics.
- Students develop a sound working knowledge on different types of crushing equipments and separation characteristics of different mechanical operation separators.

**LIST OF EXPERIMENTS - Phase – I (minimum 5 Experiments to be conducted)**

1. Calibration of constant and variable head meters
2. Open drum orifice and draining time
3. Flow through straight pipe
4. Flow through annular pipe
5. Flow through helical coil and spiral coil
6. Characteristic curves of pumps
7. Pressure drop studies in packed column

**LIST OF EXPERIMENTS - Phase- II(minimum 5 Experiments to be conducted)**

1. Sieve analysis
2. Batch filtration studies using a Leaf filter
3. Batch filtration studies using a Plate and Frame Filter press
4. Characteristics of batch Sedimentation
5. Reduction ratio in Jaw Crusher
6. Reduction ratio in Ball mill
7. Separation characteristics of Cyclone separator
8. Reduction ratio of Roll Crusher
9. Drop weight crusher
10. Drag on Sphere
11. Effectiveness of screen

**TOTAL: 60 PERIODS**

**COURSE OUTCOMES:**

- CO1: Correlate the difference between fixed and fluidized bed columns and its application.
- CO2: Select pumps for the transportation of fluids based on process conditions/requirements and fluid properties
- CO3: Compare the results of theoretical analytical models to the actual behavior of real fluid flows and draw sustainable conclusions
- CO4: Determine the size analysis in solid- solid separation systems
- CO5: Evaluate the size reduction and various crushing parameters
- CO6: Work effectively as a team with commitment to the professional ethics among the peer group involved.

## Course Articulation Matrix

Course Outcomes	Statement	Program Outcome												PSO1	PSO2
		PO1	PO2	PO3	PO4	PO5	PO6	PO7	PO8	PO9	PO10	PO11	PO12		
CO1	Correlate the difference between fixed and fluidized bed columns and its application	3	3	3	1	2	-	-	-	-	-	-	1	3	3
CO2	Select pumps for the transportation of fluids based on process conditions/requirements and fluid properties	2	3	3	3	2	-	-	-	-	-	-	1	3	3
CO3	Compare the results of theoretical analytical models to the actual behavior of real fluid flows and draw sustainable conclusions	3	3	3	3	2	-	-	-	-	-	-	2	3	3
CO4	Determine the size analysis in solid- solid separation systems	2	3	1	3	2	-	-	-	-	-	-	3	3	3
CO5	Evaluate the size reduction and various crushing parameters	2	3	-	3	2	-	-	-	-	-	-	-	3	3
CO6	Work effectively as a team with commitment to the professional ethics among the peer group involved.	-	2	1	1	2	-	-	3	3	-	-	-	3	3

1, 2 and 3 are correlation levels with weightings as Slight (Low), Moderate (Medium) and Substantial (High) respectively.

PROGRESS THROUGH KNOWLEDGE

**OBJECTIVE:**

- To demonstrate various methods involved in the preparation of structural maps and interpretation and calculation the thickness of the beds, studying depositional environment using grain size analysis and find out sediment types using Sand – Silt – Clay ratio.

**LIST OF EXPERIMENTS****Geology laboratory**

- 1) Calculation of True and Apparent Dip.
- 2) Estimation of Thickness, Distance and Depth of the ore body.
- 3) Estimation of Throw and Nature of the fault.
- 4) Interpretation of surface Geology using contour maps.
- 5) Sand – Silt – Clay ratio estimation.
- 6) Grain – Size analysis.
- 7) Identification of important sedimentary rocks in hand specimen.
- 8) Identification of important sedimentary rocks in microscopic level

**Surveying Laboratory**

1. Study of linear measuring instruments and chain surveying.
2. Study of theodolite and traversing with theodolite,
3. Study of levels and ordinary leveling with tilting level, Profile leveling,
4. Study of total station and measurement with total station.
5. Study of Global Positioning System (GPS) and measurement with GPS.

**TOTAL: 60 PERIODS****OUTCOME:**

- Students would be able to understand the preparation of Geological maps and identify the rock specimens by Megascopic and Microscopic, Identify the Depositional environment and Sediment types.
- Students would gain a basic understanding of the principles and operation of the Global Positioning System
- Students would gain the ability to measure differences in elevation, draw and utilize contour plots, and calculate volumes for earthwork
- Students would improve ability to function as a member of a survey party in completing the assigned field work
- Students would appreciate the need for licensed surveyors to establish positioning information for property and structures.

PROGRESS THROUGH KNOWLEDGE

**Course Articulation Matrix:**

Course Outcomes	Statement	Program Outcome														
		P O 1	P O 2	P O 3	P O 4	P O 5	P O 6	P O 7	P O 8	P O 9	P O 10	P O 11	P O 12	P S O 1	P S O 2	P S O 3
CO1	Students would be able to understand the preparation of Geological maps and identify the rock specimens by Megascopic and Microscopic, Identify the Depositional environment and Sediment types.	3	3	2	3	-	-	-	-	3	3	-	-	3	2	-
CO2	Students would gain a basic understanding of the principles and operation of the Global Positioning System	3	3	3	2	2	-	-	-	2	2	-	-	3	2	-
CO3	Students would gain the ability to measure differences in elevation, draw and utilize contour plots, and calculate volumes for earthwork	3	2	2	2	3	-	-	-	3	3	-	-	3	2	-
CO4	Students would improve ability to function as a member of a survey party in completing the assigned field work	3	2	2	3	-	-	-	-	3	2	-	-	3	2	-
CO5	Students would appreciate the need for licensed surveyors to establish positioning information for property and structures.	2	3	2	3	-	-	-	-	3	2	-	-	3	3	-
<b>Overall CO</b>		3	3	2	3	3	-	-	-	3	2	-	-	3	2	-

1, 2 and 3 are correlation levels with weightages as Slight (Low), Moderate (Medium) and Substantial (High) respectively

**OBJECTIVES:**

- To be proficient in important Microsoft Office tools: MS WORD, EXCEL, POWERPOINT.
- To be proficient in using MS WORD to create quality technical documents, by using standard templates, widely acceptable styles and formats, variety of features to enhance the presentability and overall utility value of content.
  - To be proficient in using MS EXCEL for all data manipulation tasks including the common statistical, logical, mathematical etc., operations, conversion, analytics, search and explore, visualize, interlink, and utilizing many more critical features offered
  - To be able to create and share quality presentations by using the features of MS PowerPoint, including: organization of content, presentability, aesthetics, using media elements and enhance the overall quality of presentations.

**MS WORD:****10 Hours**

Create and format a document  
 Working with tables  
 Working with Bullets and Lists  
 Working with styles, shapes, smart art, charts  
 Inserting objects, charts and importing objects from other office tools  
 Creating and Using document templates  
 Inserting equations, symbols and special characters  
 Working with Table of contents and References, citations  
 Insert and review comments  
 Create bookmarks, hyperlinks, endnotes footnote  
 Viewing document in different modes  
 Working with document protection and security  
 Inspect document for accessibility

**MS EXCEL:****10 Hours**

Create worksheets, insert and format data  
 Work with different types of data: text, currency, date, numeric etc.  
 Split, validate, consolidate, Convert data  
 Sort and filter data  
 Perform calculations and use functions: (Statistical, Logical, Mathematical, date, Time etc.,)  
 Work with Lookup and reference formulae  
 Create and Work with different types of charts  
 Use pivot tables to summarize and analyse data  
 Perform data analysis using own formulae and functions  
 Combine data from multiple worksheets using own formulae and built-in functions to generate results  
 Export data and sheets to other file formats  
 Working with macros  
 Protecting data and Securing the workbook

**MS POWERPOINT:****10 Hours**

Select slide templates, layout and themes  
 Formatting slide content and using bullets and numbering  
 Insert and format images, smart art, tables, charts  
 Using Slide master, notes and handout master  
 Working with animation and transitions  
 Organize and Group slides  
 Import or create and use media objects: audio, video, animation  
 Perform slideshow recording and Record narration and create presentable videos

**TOTAL: 30 PERIODS**



## OUTCOMES:

On successful completion the students will be able to

- Use MS Word to create quality documents, by structuring and organizing content for their day to day technical and academic requirements
- Use MS EXCEL to perform data operations and analytics, record, retrieve data as per requirements and visualize data for ease of understanding
- Use MS PowerPoint to create high quality academic presentations by including common tables, charts, graphs, interlinking other elements, and using media objects.

<b>PE3401</b>	<b>DRILLING FLUIDS AND CEMENTING TECHNIQUES</b>	<b>L</b>	<b>T</b>	<b>P</b>	<b>C</b>
		<b>3</b>	<b>0</b>	<b>0</b>	<b>3</b>

## OBJECTIVE:

- To enable the students to understand the types of drilling fluids and cementing techniques

### UNIT I 9

Introduction to the basic functions and properties of drilling fluids and cement slurries. Compositions and related properties of drilling fluids and cement slurries.

### UNIT II 9

Drilling fluids – classification – water base drilling fluids. Testing of drilling fluids. Drilling fluid additives.

### UNIT III 9

Types of equipment and methods used in cementing operations. Drilling fluid and cement slurry hydraulics.

### UNIT IV 9

Determination of torque and drag. Calculation of cutting transport efficiency. Placement technique of cements. Gas migration through cement columns.

### UNIT V 9

Well cementing – chemistry of cements. Cementing principles – primary cementing, secondary cementing, linear cementing, plug cementing, and single stage cementing, multistage casing cementing.

**TOTAL: 45 PERIODS**

## COURSE OUTCOMES:

On completion of the course students are expected to

CO1: Understand the design of mud balance and how to be able to determine the density of drilling fluids.

CO2: Able to handle the Fann Viscometer and to determine PV and gel strength.

CO3: Handle API filtration loss equipment and determine the mud cake thickness.

CO4: Determine the sand content in the drilling fluids.

CO5: Determine the salt content in the drilling fluids

## TEXT BOOKS:

1. Rabia.H. 'Oil Well Drilling Engineering, Principles And Practices' Graham And Trotman Ltd. 1985.
2. Smith.P.K, 'Cementing' SPE Publications 2<sup>nd</sup> Edition 1976.
3. Cementing Technology – Powell Schlumberger Publication 1984.

## REFERENCES:

1. Mc.Cray. A.W and Cole.F.W. 'Oil Well Drilling Technology' University of Oklahoma Press, Norman 1959.

2. Standard Handbook of petroleum and Natural Gas Engineering. 2<sup>nd</sup> Edition. William C Lyons, Gary C Plisga. Gulf Profession.

**Course Articulation Matrix:**

Course Outcomes	Statement	Program Outcome														
		P O1	P O2	P O3	P O4	P O5	P O6	P O7	P O8	P O9	P O10	P O11	P O12	PS O1	PS O2	PS O3
CO1	Understand the design of mud balance and how to be able to determine the density of drilling fluids.	-	2	3	2	3	-	-	-	3	2	-	-	3	2	2
CO2	Able to handle the Fann Viscometer and to determine PV and gel strength.	3	2	2	3	2	-	-	-	2	3	-	-	3	-	2
CO3	Handle API filtration loss equipment and determine the mud cake thickness.	2	3	3	2	2	-	-	-	3	2	-	-	3	2	-
CO4	Determine the sand content in the drilling fluids.	-	3	2	3	2	-	-	-	2	3	-	-	3	-	-
CO5	Determine the salt content in the drilling fluids.	-	2	2	3	-	-	-	-	3	2	-	-	3	-	-
<b>Overall CO</b>		3	2	2	3	2	-	-	-	3	2	-	-	3	2	2

1, 2 and 3 are correlation levels with weightages as Slight (Low), Moderate (Medium) and Substantial (High) respectively

PROGRESS THROUGH KNOWLEDGE

**OBJECTIVE:**

- To enable the students to learn PVT behaviour of fluids, laws of thermodynamics, thermodynamic property relations and their application to fluid flow, power generation and refrigeration processes.

**UNIT I****9+3**

Scope of thermodynamics, basic concepts and definitions, Equilibrium state and phase rule, Energy, Work, Temperature and Zeroth Law of Thermodynamics, reversible and irreversible process, Ideal gas- Equation of State involving ideal and real gas, Law of corresponding states, Compressibility chart, First Law of Thermodynamics and its consequences.

**UNIT II****9+3**

Joule's experiment, internal energy, enthalpy, Application of first Law of Thermodynamics for Flow and non flow processes. Limitations of the first Law, statements of second Law of Thermodynamics and its Applications, Heat Engine, Heat Pump/Refrigerator, Carnot cycle and Carnot theorem, Thermodynamic Temperature scale, Entropy, Clausius inequality, Third law of thermodynamics.

**UNIT III****9+3**

Refrigeration and liquefaction process, Thermodynamic Potentials, thermodynamic correlation, Maxwell relations, criteria for Equilibria and stability. Clapeyron equation

**UNIT IV****9+3**

Partial molar properties, ideal and non-ideal solutions, standard states definition and choice, Gibbs-Duhem equation, activity and property change of mixing, excess properties of mixtures.

**UNIT V****9+3**

Activity coefficient-composition models, thermodynamic consistency of phase equilibria, Chemical Reaction equilibria, Extent of reaction, equilibrium constant and standard free energy change

**TOTAL: 60 PERIODS****OUTCOME:**

On the completion of the course students are expected to

- CO1: Understand the fundamental concepts of thermodynamics and its related functions
- CO2: Apply second law and analyse the feasibility of system/devices
- CO3: Analyze the ideal and actual vapor-compression refrigeration cycle and Evaluate the performance of Liquefaction processes
- CO4: Understand the relationship connecting T, P and composition originating from the concept of chemical potential and fugacity coefficient
- CO5: Understand the principle of chemical reaction thermodynamics for the prediction of equilibrium conversion.

**TEXT BOOKS:**

- Sonntag, Borgnakke, Van Wylen, Fundamentals of Thermodynamics, 7<sup>th</sup> Edition, Wiley India, New Delhi, 2009.
- Narayanan, K.V. A Textbook of Chemical Engineering Thermodynamics Prentice Hall India, 2004
- Smith, van Ness and Abbott, "Chemical Engineering Thermodynamics", 7<sup>th</sup> Edition, McGraw Hill, New York, 2005

**REFERENCES:**

- S. I. Sandler, Chemical, Biochemical and Engineering Thermodynamics, Wiley New York, 2006
- Y V C Rao, "Chemical Engineering Thermodynamics", Universities Press, Hyderabad 2005.
- Pradeep ahuja, "Chemical Engineering Thermodynamics", PHI Learning Ltd (2009).
- Gopinath Halder, "Introduction to Chemical Engineering Thermodynamics", PHI Learning Ltd (2009).

## Course Articulation Matrix

Course Outcomes	Statement	CHEMICAL ENGINEERING THERMODYNAMICS														
		PO 1	PO 2	PO 3	PO 4	PO5	PO6	PO7	PO8	PO9	PO10	PO11	PO12	PSO1	PS O2	PSO 3
CO1	Understand the fundamental concepts of thermodynamics and its related functions	3	3	1	1	1	-	-	-	-	-	-	1	3	1	3
CO2	Apply second law and analyse the feasibility of system/devices	3	3	1	1	1	-	-	-	-	-	-	1	3	1	3
CO3	Analyze the ideal and actual vapor-compression refrigeration cycle and Evaluate the performance of Liquefaction processes	3	3	1	1	1	-	-	-	-	-	-	1	3	1	3
CO4	Understand the relationship connecting T, P and composition originating from the concept of chemical potential and fugacity coefficient	3	3	1	2	1	-	-	-	-	-	-	1	3	1	3
CO5	Understand the principle of chemical reaction thermodynamics for the prediction of equilibrium conversion	3	3	1	1	1	-	-	-	-	-	-	1	3	1	3
<b>Overall CO</b>		3	3	1	1	1	0	0	0	0	0	0	1	3	1	3

1, 2 and 3 are correlation levels with weightings as Slight (Low), Moderate (Medium) and Substantial (High) respectively.

PROGRESS THROUGH KNOWLEDGE

**OBJECTIVE:**

The course is aimed to

- Teach the fundamental concepts of heat transfer viz., conduction, convection, radiation, boiling and condensation and its application to the students

**UNIT I****9**

Importance of heat transfer in Chemical Engineering operations - Modes of heat transfer ; One dimensional steady state heat conduction through plane and composite walls, hollow cylinder and spheres - Thermal conductivity measurement-effect of temperature on thermal conductivity; Heat transfer in extended surfaces; Transient heat conduction

**UNIT II****11**

Concepts of heat transfer by convection - Natural and forced convection, Hydrodynamic and thermal Boundary layers; analogies between transfer of momentum and heat - Reynold's analogy, Prandtl and Colburn analogy. Dimensional analysis in heat transfer, heat transfer coefficient for flow through a pipe, flow past flat plate.

**UNIT III****9**

Heat Exchangers – classification and design, overall and individual film coefficients, mean temperature difference, LMTD correction factor for multiple pass exchanger, NTU and efficiency of Heat exchangers

**UNIT IV****8**

Heat transfer to fluids with phase change - heat transfer from condensing vapours, drop wise and film wise condensation, Nusselt equation for vertical and horizontal tubes, condensation of superheated vapours, Heat transfer to boiling liquids - mechanism of boiling, nucleate boiling and film boiling

**UNIT V****8**

Evaporation- single and multiple effect operation, material and Energy balance in evaporators, boiling point elevation, Duhring's rule. Radiation heat transfer - Black body radiation, Emissivity, Stefan - Boltzman law, Plank's law, radiation between surfaces.

**TOTAL: 45 PERIODS****OUTCOMES:**

On the completion of the course students are expected to

- CO1: Familiarize the students with the fundamental concepts of Heat Transfer. provide the student with knowledge about heat transfer by conduction in solids for steady state.
- CO2: Understand convective heat transfer and use of heat transfer coefficients for laminar and turbulent flows
- CO3: Students will be able to calculate and use overall heat transfer coefficients in designing heat exchangers
- CO4 : The course provides the student with knowledge about heat transfer with phase change (boiling and condensation) and evaporation
- CO5: Students will understand radiative heat transfer including blackbody radiation and Kirchoff's law, and will be able to solve radiative problems apply knowledge of heat transfer to solve thermal engineering problems

**TEXT BOOKS:**

1. Holman, J. P., 'Heat Transfer', 10th Edn., McGraw Hill, 2010.
2. Ozisik, M. N., Heat Transfer: A Basic Approach, McGraw-Hill, 1984
3. Kern, D.Q., "Process Heat Transfer", McGraw-Hill, 1999.
4. B.K. Dutta, Heat transfer principles and applications, PHI Learning PVT Ltd, 2016

**REFERENCES:**

1. McCabe, W.L., Smith, J.C., and Harriot, P., "Unit Operations in Chemical

- Engineering”, 6<sup>th</sup> Edn., McGraw-Hill, 2001.
2. Coulson, J.M. and Richardson, J.F., “Chemical Engineering “ Vol. I, 4th Edn., Asian Books Pvt. Ltd., India, 1998



### Course Articulation Matrix: HEAT TRANSFER

Course Outcomes	Program Outcomes															
	Statements	PO 1	PO2	PO3	PO4	PO5	PO6	PO 7	PO8	PO 9	PO 10	PO1 1	PO 12	PS O1	PS O 2	PS O 3
<b>CO1</b>	familiarize the students with the fundamental concepts of Heat Transfer. provide the student with knowledge about heat transfer by conduction in solids for steady state.	3	3	3	2	1	1	-	-	-	-	-	1	2	2	2
<b>CO2</b>	understand convective heat transfer and use of heat transfer coefficients for laminar and turbulent flows	2	2	3	3	2	1	-	1	1	1	1	-	1	2	2
<b>CO3</b>	Students will be able to calculate and use overall heat transfer coefficients in designing heat exchangers	3	2	2	2	2	1	1	1	1	1	-	1	1	1	1
<b>CO4</b>	The course provides the student with knowledge about heat transfer with phase change (boiling and condensation) and evaporation	2	2	3	2	3	1	1	-	-	-	-	2	2	1	1
<b>CO5</b>	Students will understand radiative heat transfer including blackbody radiation and Kirchoff'slaw, and will be able to solve radiative problems apply knowledge of heat transfer to solve thermal engineering problems	2	3	3	2	3	1	1	-	1	-	1	1	2	2	1
OVERALL CO		3	2	3	3	2	2	1	1	1	1	1	1	2	2	2

1, 2 and 3 are correlation levels with weightings as Slight (Low), Moderate (Medium) and Substantial (High) respectively

**OBJECTIVES:**

To enable the students to

- Understand the rock and fluid properties of a hydrocarbon reservoir
- Describe the nature of the fluid flow and pressure distribution in a reservoir
- Understand the effects of production/ injection on recovery of reserves

**UNIT I****9**

Introduction to Reservoir Engineering, Basic principles, definitions and data – Reservoir fluids, oil, gas, Gas formation volume factor, oil formation, volume factor, water formation volume factor – oil, gas water, rock compressibility – Resistivity index, wettability and contact angle, effective permeability characteristics, capillary pressure curves – Resistivity factors and saturation exponents. Fluid PVT analysis and oil gas phase behaviour.

**UNIT II****9**

Fluid flow in reservoirs, Fluid movement in water flooded Reservoirs – Recovery efficiency – Areal or pattern. Sweep efficiency, - Vertical or invasion sweep efficiency, - Permeability variation – Cross flow – Estimates of volumetric sweep efficiency – Estimation of water flood recovery by material balance – prediction methods – Monitoring injectivity. Darcy Law and application.

**UNIT III****9**

Multi-phase flow: Relative permeability-fractional flow. Well performance – inflow performance, tubing performance.

**UNIT IV****9**

Recommended methods for assessing residual oil – Existing wells, new wells, Chemical Flooding, Gas injection, Thermal recovery – Well Testing.

**UNIT V****9**

Well performance – Reservoir management and simulation – reservoir data acquisition – Reservoir simulation. Mathematical basis of bottom hole analysis; Differential equations for radial flow in a porous medium. Pressure draw down and build up analysis.

**TOTAL: 45 PERIODS****COURSE OUTCOMES:**

On completion of the course students are expected to

- CO1: Gain the knowledge about the reservoir fluids and their properties.
- CO2: Obtain the knowledge of rocks present over the reservoir.
- CO3: Gain the knowledge about the multiphase flow and well performance
- CO4: Understand the concepts of the oil/gas recovery techniques.
- CO5: Understand the mathematical relationships that are designed to describe the flow behaviour of the reservoir fluids.

**TEXT BOOKS:**

On completion of the course, the students would

- 1.L.P. Dake L Elsevier, “Fundamentals of Reservoir Engineering”, Development in Petroleum Science. 1980
- 2.Craft, B.C. and Hawkins M.F. revised by Ronald E. Terry and J. Brandon Rogers “Applied Petroleum Reservoir Engineering” third edition, Prentice-Hall (2014)

**REFERENCE:**

1. Craft, B.C. and Hawkins M.F. revised by Ronald E. Terry and J.Brandon Rogers “Applied Petroleum Reservoir Engineering” third edition, Prentice-Hall (2014)



### Course Articulation Matrix:

Course Outcomes	Statement	Program Outcome														
		PO 1	PO 2	PO 3	PO 4	PO 5	PO 6	PO 7	PO 8	PO 9	PO 10	PO 11	PO 12	PSO 1	PSO 2	PSO 3
CO1	Gain the knowledge about the reservoir fluids and their properties.	3	-	-	-	2	2	3	-	-	-	2	-	3	-	-
CO2	Obtain the knowledge of rocks present over the reservoir.	3	2	2	3	-	3	3	-	1	-	-	-	-	3	-
CO3	.Gain the knowledge about the multiphase flow and well performance	-	3	3	3	3	2	1	-	-	-	-	-	-	3	3
CO4	Understand the concepts of the oil/gas recovery techniques.	3	-	-	-	-	2	3	2	-	-	-	-	3	3	-
CO5	Understand the mathematical relationships that are designed to describe the flow behaviour of the reservoir fluids.	3	-	3	3	3	2	3	-	2	-	-	1	3	-	-
<b>Overall CO</b>		3	3	3	3	3	2	3	2	2	-	2	1	3	3	3

1, 2 and 3 are correlation levels with weightages as Slight (Low), Moderate (Medium) and Substantial (High) respectively

PROGRESS THROUGH KNOWLEDGE

PE3404

**WELL DRILLING EQUIPMENT AND OPERATIONS**

L	T	P	C
3	0	0	3

**OBJECTIVE:**

- To make the students learn about the Drilling Process and Drilling Equipments.

**UNIT I**

9

Drilling operations – Location to Rig..Rig Types – Land Types – Marine types- Release Well Bore Diagram, Crews – Operator – Drilling, contractor – Third Party Services.

**UNIT II**

9

Components- Overall Drilling Rig, Drilling Sub systems – Mud circulation system – Power – Hoisting Line – speeds and Loads Power – Loading Components – Drill Pipe, Heavy Weight Drill Pipe (HWDP), Drill String Loads - Bottom hole assembly-Drilling Assembly

**UNIT III**

9

Directional Drilling, Well Planning, Two Dimensional, Horizontal, Tools, Techniques, MWD,surveying, Muds, Mud Use, Property measurements, Types, - Pneumatic (Air, Gas, Mist, Foam), Water based, Oil based, solids Control, Definitions, Equipment, Problems, Contaminations Effect.

**UNIT IV**

9

Hydraulics, Classifications of Fluids, Rheological Models – Rotary Drilling Hydraulics – Jet Hydraulic Optimizing and Maximizing – Circulations Rate Selection – Drill Bit – Jet Sizing – Equivalent Circulations Density, Hole Cleaning. Theory – Vertical and Deviated Holes, Annular Velocities – Carrying Capacity – Pills and Slugs.

**UNIT V**

9

Origin of Overpressure, Kick Signs, shut –in Procedures, Kill sheets, Kill Procedures, Driller's Methods – Engineer's Method (Wait and Weight)

**TOTAL: 45 PERIODS**

**COURSE OUTCOMES:**

Upon completion of the course, the students would have the ability to

- CO1: Understand the concepts of rig crews and rig types.
- CO2: Obtain the concepts of on-site drill systems and components while using.
- CO3: Gain knowledge of drilling techniques and deep study of drill mud.
- CO4: Understand the concepts of hydraulic techniques and hole cleaning criteria
- CO5: Obtain the knowledge about rig accidents and their risks.

**TEXT BOOKS:**

1. Rabia.H. 'Oil Well Drilling Engineering, Principles And Practices' Graham And Trotman Ltd. 1985.
2. D.P Helander 'Fundamentals Of Formation Evaluation'

**REFERENCE:**

1. Standard Handbook of Petroluem and Natural Gas Engineering, 2<sup>nd</sup> Edition, William C Lyons, Gary C Pilisga, Gulf Professional Publishing.

### Course Articulation Matrix:

Course Outcomes	Statement	Program Outcome														
		PO 1	PO 2	PO 3	PO 4	PO 5	PO 6	PO 7	PO 8	PO 9	PO 10	PO 11	PO 12	PSO 1	PSO 2	PSO 3
CO1	Understand the concepts of rig crews and rig types.	3	-	3	-	3	3	2	-	2	1	1	-	3	2	2
CO2	Obtain the concepts of on-site drill systems and components while using.	-	-	3	3	-	2	2	-	-	-	-	-	-	3	3
CO3	Gain knowledge of drilling techniques and deep study of drill mud.	3	-	3	3	3	3	-	-	-	-	-	-	3	-	3
CO4	Understand the concepts of hydraulic techniques and hole cleaning criteria	-	-	3	3	3	2	2	-	-	-	1	-	-	3	3
CO5	Obtain the knowledge about rig accidents and their risks.	3	3	-	2	-	2	2	3	2	-	-	-	3	-	3
<b>Overall CO</b>		3	3	3	3	3	3	2	3	2	1	1	-	3	3	3

1, 2 and 3 are correlation levels with weightages as Slight (Low), Moderate (Medium) and Substantial (High) respectively

PROGRESS THROUGH KNOWLEDGE

**OBJECTIVES:**

- To introduce the basic concepts of environment, ecosystems and biodiversity and emphasize on the biodiversity of India and its conservation.
- To impart knowledge on the causes, effects and control or prevention measures of environmental pollution and natural disasters.
- To facilitate the understanding of global and Indian scenario of renewable and nonrenewable resources, causes of their degradation and measures to preserve them.
- To familiarize the concept of sustainable development goals and appreciate the interdependence of economic and social aspects of sustainability, recognize and analyze climate changes, concept of carbon credit and the challenges of environmental management.
- To inculcate and embrace sustainability practices and develop a broader understanding on green materials, energy cycles and analyze the role of sustainable urbanization.

**UNIT - I : ENVIRONMENT AND BIODIVERSITY 6**

Definition, scope and importance of environment – need for public awareness. Eco-system and Energy flow– ecological succession. Types of biodiversity: genetic, species and ecosystem diversity– values of biodiversity, India as a mega-diversity nation – hot-spots of biodiversity – threats to biodiversity: habitat loss, poaching of wildlife, man-wildlife conflicts – endangered and endemic species of India – conservation of biodiversity: In-situ and ex-situ.

**UNIT – II : ENVIRONMENTAL POLLUTION 6**

Causes, Effects and Preventive measures of Water, Soil, Air and Noise Pollutions. Solid, Hazardous and E-Waste management. Case studies on Occupational Health and Safety Management system (OHASMS). Environmental protection, Environmental protection acts .

**UNIT – III : RENEWABLE SOURCES OF ENERGY 6**

Energy management and conservation, New Energy Sources: Need of new sources. Different types new energy sources. Applications of- Hydrogen energy, Ocean energy resources, Tidal energy conversion. Concept, origin and power plants of geothermal energy.

**UNIT - IV : SUSTAINABILITY AND MANAGEMENT 6**

Development , GDP ,Sustainability- concept, needs and challenges-economic, social and aspects of sustainability-from unsustainability to sustainability-millennium development goals, and protocols-Sustainable Development Goals-targets, indicators and intervention areas Climate change- Global, Regional and local environmental issues and possible solutions-case studies. Concept of Carbon Credit, Carbon Footprint. Environmental management in industry-A case study.

**UNIT - V : SUSTAINABILITY PRACTICES 6**

Zero waste and R concept, Circular economy, ISO 14000 Series, Material Life cycle assessment, Environmental Impact Assessment. Sustainable habitat: Green buildings, Green materials, Energy efficiency, Sustainable transports. Sustainable energy: Non-conventional Sources, Energy Cycles-carbon cycle, emission and sequestration, Green Engineering: Sustainable urbanization- Socio-economical and technological change.

**TOTAL: 30 PERIODS****OUTCOMES:**

- To recognize and understand the functions of environment, ecosystems and biodiversity and their conservation.
- To identify the causes, effects of environmental pollution and natural disasters and contribute to the preventive measures in the society.
- To identify and apply the understanding of renewable and non-renewable resources and contribute to the sustainable measures to preserve them for future generations.
- To recognize the different goals of sustainable development and apply them for suitable technological advancement and societal development.

- To demonstrate the knowledge of sustainability practices and identify green materials, energy cycles and the role of sustainable urbanization.

#### TEXT BOOKS:

- Anubha Kaushik and C. P. Kaushik's "Perspectives in Environmental Studies", 6th Edition, New Age International Publishers ,2018.
- Benny Joseph, 'Environmental Science and Engineering', Tata McGraw-Hill, New Delhi, 2016.
- Gilbert M.Masters, 'Introduction to Environmental Engineering and Science', 2nd edition, Pearson Education, 2004.
- Allen, D. T. and Shonnard, D. R., Sustainability Engineering: Concepts, Design and Case Studies, Prentice Hall.
- Bradley. A.S; Adebayo, A.O., Maria, P. Engineering applications in sustainable design and development, Cengage learning.
- Environment Impact Assessment Guidelines, Notification of Government of India, 2006.
- Mackenthun, K.M., Basic Concepts in Environmental Management, Lewis Publication, London, 1998.

#### REFERENCE BOOKS :

- R.K. Trivedi, 'Handbook of Environmental Laws, Rules, Guidelines, Compliances and Standards', Vol. I and II, Enviro Media. 38 .
- Cunningham, W.P. Cooper, T.H. Gorhani, 'Environmental Encyclopedia', Jaico Publ., House, Mumbai, 2001.
- Dharmendra S. Sengar, 'Environmental law', Prentice hall of India PVT. LTD, New Delhi, 2007.
- Rajagopalan, R, 'Environmental Studies-From Crisis to Cure', Oxford University Press, 2005.
- Erach Bharucha "Textbook of Environmental Studies for Undergraduate Courses" Orient Blackswan Pvt. Ltd. 2013.

#### CO-PO & PSO MAPPING

CO	PO												PSO		
	1	2	3	4	5	6	7	8	9	10	11	12	1	2	3
1	2	1	-	-	-	2	3	-	-	-	-	2	-	-	-
2	3	2	-	-	-	3	3	-	-	-	-	2	-	-	-
3	3	-	1	-	-	2	2	-	-	-	-	2	-	-	-
4	3	2	1	1	-	2	2	-	-	-	-	2	-	-	-
5	3	2	1	-	-	2	2	-	-	-	-	1	-	-	-
<b>Avg.</b>	<b>2.8</b>	<b>1.8</b>	<b>1</b>	<b>1</b>	<b>-</b>	<b>2.2</b>	<b>2.4</b>	<b>-</b>	<b>-</b>	<b>-</b>	<b>-</b>	<b>1.8</b>	<b>-</b>	<b>-</b>	<b>-</b>

- 1-low, 2-medium, 3-high, '-'- no correlation

#### NCC Credit Course Level 2\*

NX3451

(ARMY WING) NCC Credit Course Level - II

**L T P C**  
**3 0 0 3**

#### PERSONALITY DEVELOPMENT

**9**

PD 3 Group Discussion: Change your mindset, Time Management, Social Skills

**6**

PD 5 Public Speaking

**3**

#### LEADERSHIP

**7**

L 2 Case Studies: APJ Abdul Kalam, Deepa Malik, Maharana Pratap, N Narayan Murty, Ratan Tata, Rabindra Nath Tagore, Role of NCC cadets in 1965

**7**

<b>DISASTER MANAGEMENT</b>	<b>13</b>
DM 1 Disaster Management Capsule: Organisation, Types of Disasters, Essential Services, Assistance, Civil Defence Organisation	3
DM 2 Initiative Training, Organising Skills, Do's & Don't's, Natural Disasters, Man Made Disasters	9
DM 3 Fire Service & Fire Fighting	1
<b>ENVIRONMENTAL AWARENESS &amp; CONSERVATION</b>	<b>3</b>
EA 1 Environmental Awareness and Conservation	3
<b>GENERAL AWARENESS</b>	<b>4</b>
GA 1 General Knowledge	4
<b>ARMED FORCES</b>	<b>6</b>
AF 1 Armed Forces, Army, CAPF, Police	6
<b>ADVENTURE</b>	<b>1</b>
AD 1 Introduction to Adventure Activities	1
<b>BORDER &amp; COASTAL AREAS</b>	<b>2</b>
BCA 1 History, Geography & Topography of Border/Coastal areas	2
<b>TOTAL: 45 PERIODS</b>	

**NCC Credit Course Level 2\***

**NX3452 (NAVAL WING) NCC Credit Course Level - II** **L T P C**  
**3 0 0 3**

<b>PERSONALITY DEVELOPMENT</b>	<b>9</b>
PD 3 Group Discussion: Change your mindset, Time Management, Social Skills	6
PD 5 Public Speaking	3
<b>LEADERSHIP</b>	<b>7</b>
L 2 Case Studies: APJ Abdul Kalam, Deepa Malik, Maharana Pratap, N Narayan Murty, Ratan Tata, Rabindra Nath Tagore, Role of NCC cadets in 1965	7
<b>DISASTER MANAGEMENT</b>	<b>13</b>
DM 1 Disaster Management Capsule: Organisation, Types of Disasters, Essential Services, Assistance, Civil Defence Organisation	3
DM 2 Initiative Training, Organising Skills, Do's & Don't's, Natural Disasters, Man Made Disasters	9
DM 3 Fire Service & Fire Fighting	1
<b>ENVIRONMENTAL AWARENESS &amp; CONSERVATION</b>	<b>3</b>
EA 1 Environmental Awareness and Conservation	3
<b>GENERAL AWARENESS</b>	<b>4</b>
GA 1 General Knowledge	4
<b>NAVAL ORIENTATION</b>	<b>6</b>
AF 1 Armed Forces and Navy Capsule	3
EEZ 1 EEZ Maritime Security and ICG	3
<b>ADVENTURE</b>	<b>1</b>

AD 1	Introduction to Adventure Activities	1
<b>BORDER &amp; COASTAL AREAS</b>		<b>2</b>
BCA 1	History, Geography & Topography of Border/Coastal areas	2

**TOTAL: 45 PERIODS**

<b>NCC Credit Course Level 2*</b>		<b>L T P C</b>
<b>NX3453</b>	<b>(AIR FORCE WING) NCC Credit Course Level - II</b>	<b>3 0 0 3</b>
<b>PERSONALITY DEVELOPMENT</b>		<b>9</b>
PD 3	Group Discussion: Change your mindset, Time Management, Social Skills	6
PD 5	Public Speaking	3
<b>LEADERSHIP</b>		<b>7</b>
L 2	Case Studies: APJ Abdul Kalam, Deepa Malik, Maharana Pratap, N Narayan Murty, Ratan Tata, Rabindra Nath Tagore, Role of NCC cadets in 1965	7
<b>DISASTER MANAGEMENT</b>		<b>13</b>
DM 1	Disaster Management Capsule: Organisation, Types of Disasters, Essential Services, Assistance, Civil Defence Organisation	3
DM 2	Initiative Training, Organising Skills, Do's & Don't's, Natural Disasters, Man Made Disasters	9
DM 3	Fire Service & Fire Fighting	1
<b>ENVIRONMENTAL AWARENESS &amp; CONSERVATION</b>		<b>3</b>
EA 1	Environmental Awareness and Conservation	3
<b>GENERAL AWARENESS</b>		<b>4</b>
GA 1	General Knowledge	4
<b>GENERAL SERVICE KNOWLEDGE</b>		<b>6</b>
GSK 1	Armed Forces & IAF Capsule	2
GSK 2	Modes of Entry in IAF, Civil Aviation	2
GSK 3	Aircrafts - Types, Capabilities & Role	2
<b>ADVENTURE</b>		<b>1</b>
AD 1	Introduction to Adventure Activities	1
<b>BORDER &amp; COASTAL AREAS</b>		<b>2</b>
BCA 1	History, Geography & Topography of Border/Coastal areas	2

**TOTAL: 45 PERIODS**

<b>PE3481</b>	<b>HEAT TRANSFER LABORATORY</b>	<b>L T P C</b>
<b>OBJECTIVE:</b>		<b>0 0 4 2</b>

- To enable the students to develop a sound working knowledge on different types of heat transfer equipments. through experiments.

### **LIST OF EXPERIMENTS**

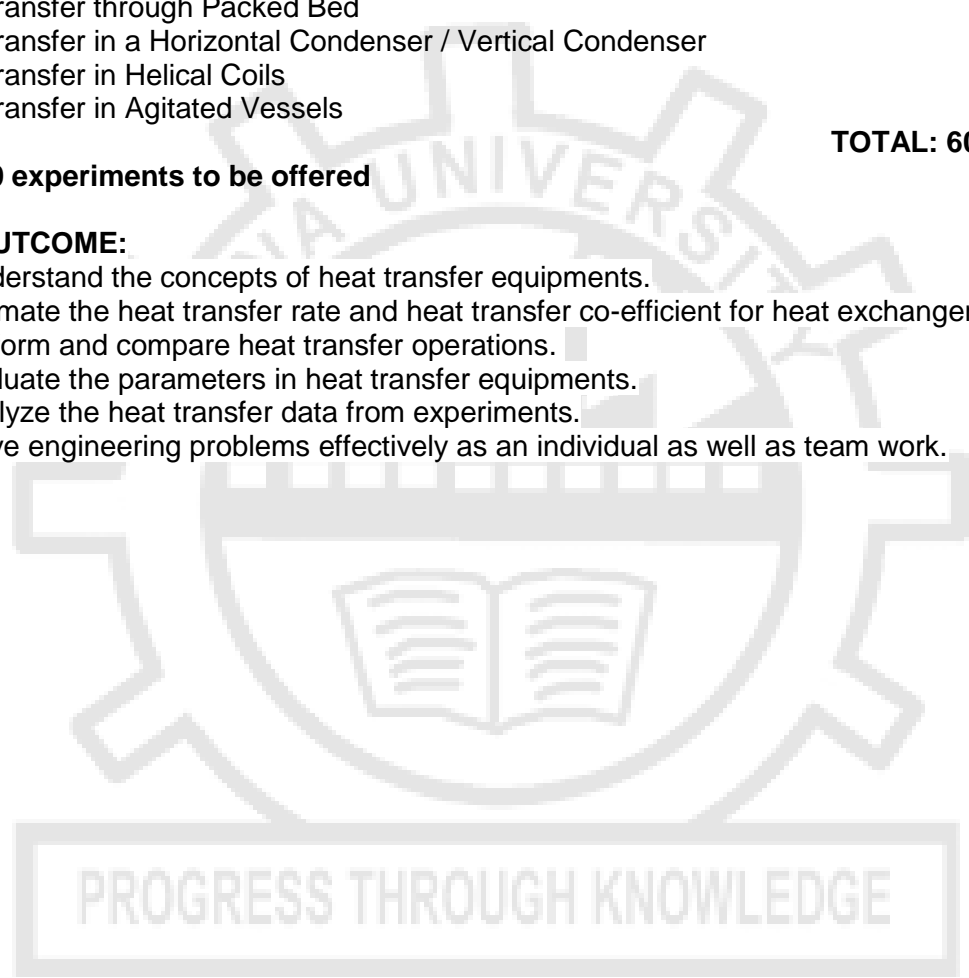
1. Heat Transfer in a Double Pipe Heat Exchanger
2. Heat transfer in Shell and Tube Heat Exchanger
3. Heat Transfer in a Bare and Finned Tube Heat Exchanger
4. Heat transfer in composite wall
5. Heat transfer by Forced / Natural Convection
6. Heat Transfer by Radiation - Determination of Stefan Boltzmann constant
7. Heat Transfer by Radiation - Emissivity measurement
8. Heat transfer in Open Pan Evaporator
9. Heat transfer by Single effect evaporation / Multiple effect evaporation
10. Boiling Heat Transfer
11. Heat Transfer through Packed Bed
12. Heat Transfer in a Horizontal Condenser / Vertical Condenser
13. Heat Transfer in Helical Coils
14. Heat Transfer in Agitated Vessels

**TOTAL: 60 PERIODS**

**Minimum 10 experiments to be offered**

### **COURSE OUTCOME:**

- CO1 : Understand the concepts of heat transfer equipments.  
CO2 : Estimate the heat transfer rate and heat transfer co-efficient for heat exchangers.  
CO3 : Perform and compare heat transfer operations.  
CO4 : Evaluate the parameters in heat transfer equipments.  
CO5 : Analyze the heat transfer data from experiments.  
CO6 : Solve engineering problems effectively as an individual as well as team work.





### Course Articulation Matrix: HEAT TRANSFER LABORATORY

Course Outcomes	Statement	Program Outcome													
		PO1	PO2	PO3	PO4	PO5	PO6	PO7	PO8	PO9	PO10	PO11	PO12	PS1	PS2
CO1	Understand the concepts of heat transfer equipments	3	3	-	1	-	-	-	-	2	1	2	1	3	2
CO2	Estimate the heat transfer rate and heat transfer co-efficient for heat exchangers	3	3	-	1	-	-	-	-	2	1	2	2	3	2
CO3	Perform and compare heat transfer operations.	3	3	-	1	-	-	-	-	2	1	2	2	3	2
CO4	Evaluate the parameters in heat transfer equipments	3	3	-	1	-	-	-	-	2	1	2	2	3	2
CO5	Analyze the heat transfer data from experiments.	3	3	-	2	-	-	-	-	2	1	2	2	3	2
CO6	Solve engineering problems effectively as an individual as well as team work	3	3	-	2	-	-	-	-	2	1	2	3	3	2
<b>Overall CO</b>		3	3	0	1	0	0	0	0	2	1	2	2	3	2

1, 2 and 3 are correlation levels with weightings as Slight (Low), Moderate (Medium) and Substantial (High) respectively

**OBJECTIVE:**

- To make the student to be conversant with the principles and experimental procedures for quantitative estimation of petroleum products.

**LIST OF EXPERIMENTS**

1. Fluid viscosity determination
2. Carbon residue determination
3. Karl-Fisher Conductometer Apparatus for water estimation
4. Fluid density
5. Aniline point
6. Corrosion testing of petroleum oils and copper
7. Freezing point of Aqueous Engine coolant solution
8. Automatic Distillation
9. Fire point- Flash point
10. Gas Colorific value determination
11. liquid or solid Colorific value determination
12. Smoke point determination
13. Cloud and pour point determination
14. Softening point determination
15. Ductility of bitumen
16. Penetration index determination

**TOTAL: 60 PERIODS****COURSE OUTCOME:**

On completion of the course students are expected to  
CO1: Understand the basic principles involved in testing of Petroleum products by different techniques.

CO2: Be expertise in the testing equipment.

CO3: Be well versed in properties of oil and gas products.

CO4: Acquire the data from the testing equipment and interpret it.

CO5: Understand the industrial application of concept.



PROGRESS THROUGH KNOWLEDGE

**Course Articulation Matrix:**

Course Outcomes	Statement	Program Outcome														
		P O 1	P O 2	P O 3	P O 4	P O 5	P O 6	P O 7	P O 8	P O 9	P O 10	P O 11	P O 12	P S O 1	P S O 2	P S O 3
CO1	Understand the basic principles involved in testing of Petroleum products by different techniques	3	2	2	3	2	-	-	2	3	2	-	-	3	-	-
CO2	Be expertise in the testing equipment.	-	-	-	3	3	-	-	-	2	3	-	-	3	-	2
CO3	Be well versed in properties of oil and gas products.	-	2	-	3	2	-	-	-	3	2	-	-	2	2	3
CO4	Acquire the data from the testing equipment and interpret it.	-	3	2	2	2	-	-	-	3	3	-	-	2	3	2
CO5	.Understand the industrial application of concept.	-	-	2	2	2	3	-	-	2	3	-	-	3	2	-
<b>Overall CO</b>		3	2	2	3	2	3	-	2	3	3	-	-	3	2	2

1, 2 and 3 are correlation levels with weightages as Slight (Low), Moderate (Medium) and Substantial (High) respectively

PROGRESS THROUGH KNOWLEDGE

**OBJECTIVES:**

To enable the students to

- Get connected with industry/ laboratory/research institute
- Get practical knowledge on production process in the industry and develop skills to solve related problems
- Develop skills to carry out research in the research institutes/laboratories

The students individually undergo training in reputed firms/ research institutes / laboratories for the specified duration. After the completion of training, a detailed report should be submitted within ten days from the commencement of next semester. The students will be evaluated as per the Regulations.

No.of. Weeks: 04

**OUTCOMES:**

On completion of the course, the student will know about

CO1: Plant layout, machinery, organizational structure and production processes in the firm or research facilities in the laboratory/research institute

CO2: Analysis of industrial / research problems and their solutions

CO3: Documenting of material specifications, machine and process parameters, testing parameters and results

CO4: Preparing of Technical report and presentation

**OBJECTIVE:**

- To study and analyze suitable equipment for particular reservoir conditions.

**UNIT I**

9

Casing program, casing and tubing design, principles of cementing, completion added skin, well perforating, hydraulic fracturing. DRILL BIT DESIGN.ROLLER CONE BITS.PDC DRILL BITS.NOMENCLATURE AND IADC CODES for drill bits. BHA (Bottom hole assembly). ESP(Electrical submersible pumps). SRP(Sucker rod pumping) unit design.

**UNIT II**

9

Design of Surface Facilities - Design of production and processing equipment, including separation problems, treating, and transmission systems.

**UNIT III**

9

Capstone design in the areas of geology, reservoir engineering, production, drilling and well completions to practical design problems based on real field data with all of the associated shortcomings and uncertainties. Use of commercial software.

**UNIT IV**

9

Oil desalting-horizontal and spherical electrical dehydrators- Natural Gas Dehydration-Horton sphere- Natural Gas Sweetening. Crude & Condensate Stabilization-design of stabilizer- Oil and Gas Treatment. Treating Equipment.

**UNIT V**

9

Refinery Equipment Design-atmospheric distillation column Design and construction of on/ offshore pipelines, Fields Problems in pipeline, Hydrates, scaling & wax etc and their mitigation..

**TOTAL: 45 PERIODS**

**OUTCOME:**

On completion of the course, the students will be able to

- CO1 Understand the drill bit fundamentals, codes and standards
- CO2 Understand design of production and processing equipment.
- CO3 Understand the Capstone design in reservoir engineering.
- CO4 Understand the design of Oil and Gas Treatment Equipment
- CO5 Understand the design of pipe systems.

**TEXT BOOKS:**

1. Petroleum Exploration Hand Book by Moody, G.B.
2. Wellsite Geological Techniques for petroleum Exploration by Sahay.B et al

**REFERENCE:**

1. Standard Hand Book of Petroleum & Natural Gas Engineering” – 2<sup>nd</sup> Edition 2005-William C.Lyons& Gary J.Plisga-Gulf professional publishing comp (Elsevier).



**Course Articulation matrix:**

Course Outcomes	Statement	Program Outcome														
		PO 1	PO 2	PO 3	PO 4	PO 5	PO 6	PO 7	PO 8	PO 9	PO 10	PO 11	PO 12	PS O 1	PS O 2	PS O 3
CO1	Understand the drill bit fundamentals, codes and standards	3	2	-	2	-	-	2	2	-	-	3	-	3	-	-
CO2	Understand design of production and processing equipment.	3	2	3	3	2	-	3	-	-	-	-	-	3	-	2
CO3	Understand the Capstone design in reservoir engineering.	3	2	3	-	2	-	2	-	-	2	-	-	3	1	-
CO4	Understand the design of Oil and Gas Treatment Equipment	3	2	3	2	-	-	3	-	-	-	1	-	3	-	-
CO5	Understand the design of pipe systems.	3	3	3	-	3	-	2	-	-	-	-	-	3	-	-
<b>Overall CO</b>		3	2	3	2	2	-	2	2	-	2	3	-	3	1	2

1, 2 and 3 are correlation levels with weightings as Slight (Low), Moderate (Medium) and Substantial (High) respectively



**OBJECTIVES:**

To enable the students to

- Learn the concepts of petroleum site exploration, analysis of onshore structure
- Understand the onshore soil mechanics.

**UNIT I****9**

Physico, Chemical and Biological processes in Coastal ecosystems - Salt Marshes, Mangroves, Corals and Sandy and Rocky Beaches - Sediments - Types and Characteristics - Nature of sediment movement and Transportation - Sea water circulations and Sediment dynamics - Beach nourishment through sedimentation.

**UNIT II****9**

Total Sediment load transportation calculation - Cross Shore Transport - Long shore transport (littoral drift) - Impact of Sediment dynamics on Coastal eco-system with special reference to fisheries and aquaculture activities in coastal areas. Introduction; classification, properties of marine sediments. Consolidation and shear strength characteristics of marine sediments. Planning and site exploration.

**UNIT III****9**

Drilling. Sampling techniques. Laboratory testing, In situ testing methods and geophysical methods. Current design practices of pile supported and gravity on shore structures.

**UNIT IV****9**

Dynamic analysis in on shore structures. Centrifugal modeling. Anchor design. Break out resistance analysis and geotechnical aspects of on shore pipeline and cable design. Field instrumentation and performance observation.

**UNIT V****9**

Onshore soil mechanics; onshore pile foundations and caissons; Design of breakwaters; Buoy design and mooring systems; onshore drilling systems and types of platforms; Ocean mining and energy systems. ROV. Onshore drilling-on shore oil rigs. Onshore drilling equipments-onshore rig structures-hydraulics applied in onshore rigs

**TOTAL: 45 PERIODS****OUTCOME:**

On completion of the course students are expected to

CO1: Know about basic concepts of onshore drilling.

CO2: Know about the onshore platforms.

CO3: Know about the installation of equipment.

CO4: Gain Knowledge about the dynamic analysis in on-shore structures.

CO5: Learn the equipment involved in the Production practices.

**TEXT BOOKS:**

1. Standard Hand Book of Petroleum & Natural Gas Engineering" – 2<sup>nd</sup> Edition 2005-William C.Lyons & Gary Gulf-Gulf professional publishing comp (Elsevier).
2. Wellsite Geological Techniques for petroleum Exploration by Sahay.B et al.

**REFERENCE:**

1. Petroleum Exploration Hand Book by Moody, G.B.

Course Outcomes	Statement	Program Outcome														
		P O 1	P O 2	P O 3	P O 4	P O 5	P O 6	P O 7	P O 8	P O 9	P O 10	P O 11	P O 12	P S O 1	P S O 2	P S O 3
CO1	Know about basic concepts of onshore drilling	3	-	-	-	3	2	3	3	-	-	-	-	3	-	-
CO2	Know about the onshore platforms	3	-	-	2	2	3	-	2	-	-	-	-	3	-	2
CO3	Know about the installation of equipment.	3	-	3	-	3	2	2	3	-	-	-	-	3	1	-
CO4	Gain Knowledge about the dynamic analysis in on-shore structures.	3	-	2	3	2	3	3	2	-	-	-	-	3	-	-
CO5	Learn the equipment involved in the Production practices.	2	-	3	2	3	2	2	3	-	-	-	-	3	-	-
<b>Overall CO</b>		3	-	3	2	3	2	3	3	-	-	-	-	3	1	2

1, 2 and 3 are correlation levels with weightages as Slight (Low), Moderate (Medium) and Substantial (High) respectively

**PE3511 DRILLING FLUIDS AND CEMENTING TECHNIQUES LABORATORY L T P C**  
**0 0 3 1.5**

**OBJECTIVE:**

- To demonstrate the processes involved in drilling and cementing operations, introduce laboratory techniques which are used to select and optimize drilling fluids and cement slurry and to develop interest in experimentation.

**LIST OF EXPERIMENTS**

- 1) Drilling Fluid properties measurements using: Mud balance – Determination on density or weight of a drilling mud.
- 2) Determination of thickening time of cement slurry.
- 3) Determination and measurement of fluid loss of a drilling fluid and mud cake properties of a drilling fluid using atmospheric filter press.
- 4) Determination and measurement of fluid loss of cement slurry using atmospheric filter press.
- 5) Determination of rheology of drilling fluid by Fann viscometer.
- 6) Determination of rheology of cement slurries using Fann viscometer.
- 7) pH
- 8) Measurement and control of the basic properties of drilling fluids (density, viscosity, filtration, lubricity and electrochemical properties) and cement slurries (density, viscosity, filtration, thickening time and mechanical properties).
- 9) Determination of compressive strength of cement slab.

**TOTAL: 45 PERIODS**

**OUTCOME:**

On completion of the course students are expected to

CO1: Understand the design of mud balance and how to be able to determine the density of drilling



fluids.

CO2:Able to handle the Fann Viscometer and to determine PV and gel strength.

CO3: Handle API filtration loss equipment and determine themud cake thickness.

CO4:Determine the sand content in the drilling fluids.

CO5: Determine the salt content in the drilling fluids.

### Course Articulation Matrix:

Course Outcomes	Statement	PROGRAM OUTCOME														
		PO 1	PO 2	PO 3	PO 4	PO 5	PO 6	PO 7	PO 8	PO 9	PO 10	PO 11	PO 12	PSO 1	PSO 2	PSO 3
CO1	Understand the design of mud balance and how to be able to determine the density of drilling fluids.	-	2	3	2	3	-	-	-	3	2	-	-	3	2	2
CO2	Able to handle the Fann Viscometer and to determine PV and gel strength.	3	2	2	3	2	-	-	-	2	3	-	-	3	-	2
CO3	Handle API filtration loss equipment and determine the mud cake thickness.	2	3	3	2	2	-	-	-	3	2	-	-	3	2	-
CO4	Determine the sand content in the drilling fluids.	-	3	2	3	2	-	-	-	2	3	-	-	3	-	-
CO5	Determine the salt content in the drilling fluids.	-	2	2	3	-	-	-	-	3	2	-	-	3	-	-
<b>Overall CO</b>		3	2	2	3	2	-	-	-	3	2	-	-	3	2	2

1, 2 and 3 are correlation levels with weightages as Slight (Low), Moderate (Medium) and Substantial (High) respectively

**PE3512 COMPUTATIONAL PETROLEUM ENGINEERING LABORATORY L T P C**  
**0 0 3 1.5**

#### OBJECTIVE:

- To enhance the students to develop enrich practical knowledge on computational process simulator with different refinery operation.
- To provide industrial working environment and practical working knowledge on different oil/gas upstream sectors
- To give the students an understanding the fundamentals concepts in mathematics, problems solving and computer programming.

## LIST OF EQUIPMENTS FOR A BATCH OF 30 STUDENTS:

### Minimum 10 experiments to be offered

Stand alone desktops/server with respective simulation software's 30 users.

Software's

MATLAB Single user license

Chemical engineering simulation software

process simulator software package – Petrochemical Engineering Suite Open source office

Modelling in Reservoir Characterization

## LIST OF SUGGESTED EXERCISES

Practice the following using process simulator. The simulator can be used from Virtual Lab simulators:

1. Change the P & I values and process parameters and observe the change in trend, bar graph and mimics
2. Attend the malfunction occurring in the plant then restoring to its design conditions.
3. Perform the experiments using the simulator by varying the process variables and tabulate the results.
4. Practice correct start up and shut down procedure of plant.

Practice the above exercise on the following modules given below using process simulator.

- Glass plant .
  - Refinery operations.
  - Fractionation column for the distillation of binary mixture.
  - shell and tube Heat exchanger
  - Level and flow control in different sizes of vessel
  - Centrifugal pump
  - Centrifugal compressor
  - Fluidized bed column
  - Packed bed column
  - Cyclone separator
  - Evaporator
  - Crude Distillation unit
  - Manufacture of urea in urea plant
5. Equations of state using Newton's method
  6. Regression for parameter estimation using a set of data points
  7. Equilibrium flash distillation (Multicomponent Ideal)
  8. Solving a simple flow sheet by simultaneous approach
  9. Simulation of batch Distillation (binary ideal).
  10. Gravity Flow Tank
  11. Heat Exchanger
  12. Absorber

## Specific examples in MATLAB/EXCEL / PROCESS SIMULATION SOFTWARE TOOL


1. Solving equation of state, regression of parameters using EXCEL/MATLAB
2. Calculation of Reynolds number, friction factor and pressure drop using EXCEL/MATLAB
3. Calculation of heat transfer coefficient in a Crude Heat Exchanger using EXCEL/MATLAB
4. Calculation of minimum Reflux ratio for binary/tertiary system in a fractionator using EXCEL/ MATLAB
5. Calculation of HTU and NTU in a Absorber using EXCEL/MATLAB
6. Calculation of Antoine's coefficient using EXCEL/MATLAB
7. Estimation of settling velocity of solids in liquids using Stoke's law using EXCEL/MATLAB
8. Calculation of minimum number of stages in a distillation column using EXCEL/MATLAB
9. Solving mass and energy balance problems using EXCEL/MATLAB
- 10 Dynamic simulation of an Absorption column using PROCESS SIMULATION SOFTWARE TOOL
11. Developing Heat and Mass balance diagram using PROCESS SIMULATION SOFTWARE TOOL

**OUTCOME:**

- CO1 : Remembering industrial exposure environment in computational pro-simulation.  
CO2 : Understanding In-depth reservoir characterization  
CO3: Applying project knowledge and Carry out In-house projects  
CO4: Analyze Sound Fundamental Concepts of Process Control and safety with DCS Operations.  
CO5: Evaluate the Intricacy & Complexity of process dynamics.  
CO6: Create Employability opportunities in simulation models.

**TOTAL: 45 PERIODS****REFERENCES:**

1. Bequette.B.W, —ProcessDynamicsII: Modeling, Analysis and Simulation,IIPrenticeHall(1998)
2. Himmelblau.D.M.andBischoff.K.B, —ProcessAnalysisandSimulationII, Wiley, 1988.
3. Strang.G.,IIIntroduction to Linear AlgebraII, Cambridge Press, 4th edition, 2009.
4. William. Luyben, —Process Modeling, simulation and control for Chemical Engineers, 2nd Edn., Mc Graw Hill International Editions, New York, 1990
5. Chapra.S.C. and Canale.R.P. —Numerical Methods for Engineers II, McGraw Hill, 2001



**Course Articulation Matrix: COMPUTATIONAL PETROLEUM LABORATORY**

Course Outcomes	Statement	PROGRAM OUTCOME													
		PO1	PO2	PO3	PO4	PO5	PO6	PO7	PO8	PO9	PO10	PO11	PO12	PSO1	PSO2
CO1	Remembering industrial exposure environment in computational pro-simulation.	3	2	3	2	2	3	1	-	1	2	3	3	3	2
CO2	Understanding In-depth Processes of chemical and refinery operation.	3	2	3	2	2	3	1	-	1	2	2	3	2	2
CO3	Applying project knowledge and Carry out In-house projects	3	2	3	2	2	3	1	-	1	2	1	3	2	2
CO4	Analyze Sound Fundamental Concepts of Process Control and safety with DCS Operations.	3	2	3	2	2	3	1	-	1	2	1	3	2	3
CO5	Evaluate the Intricacy & Complexity of process dynamics.	3	2	3	2	2	3	1	-	1	3	2	3	2	3
CO6	Create Employability opportunities in simulation models.	3	2	3	2	2	3	1	-	1	1	3	3	2	3
<b>OVERALL CO</b>		3	2	3	2	2	3	1	-	1	2	2	3	2	2

1, 2 and 3 are correlation levels with weightings as Slight (Low), Moderate (Medium) and Substantial (High) respectively.

PROGRESS THROUGH KNOWLEDGE

**OBJECTIVE:**

- To introduce open and closed loop systems and its responses, control loop components and stability of control systems along with instrumentation.

**UNIT I INSTRUMENTATION****9**

Principles of measurements and classification of process instruments, measurement of temperature, pressure, fluid flow, liquid weight and weight flow rate, viscosity, pH, concentration, electrical and thermal conductivity, humidity of gases.

**UNIT II OPEN LOOP SYSTEMS****9**

Laplace transformation and its application in process control. First order systems and their transient response for standard input functions, first order systems in series, linearization and its application in process control, second order systems and their dynamics; transportation lag.

**UNIT III CLOSED LOOP SYSTEMS****10**

Closed loop control systems, development of block diagram for feed-back control systems, servo and regulatory problems, transfer function for controllers and final control element, principles of pneumatic and electronic controllers, transient response of closed-loop control systems and their stability.

**UNIT IV FREQUENCY RESPONSE****9**

Introduction to frequency response of closed-loop systems, control system design by frequency response techniques, Bode diagram, stability criterion, tuning of controllers Z-N tuning rules, CC tuning rules.

**UNIT V ADVANCED CONTROL SYSTEMS****8**

Introduction to advanced control systems, cascade control, feed forward control, Smith predictor, control of distillation towers and heat exchangers, introduction to computer control of chemical processes.

**TOTAL: 45 PERIODS****OUTCOMES:**

On completion of the course students are expected to

- CO1: Understand process industry as it allows real-time measurement and control of process variables such as levels, flow, pressure, temperature, pH, and humidity.
- CO2: Develop transient models for chemical processes using material and/or energy balance equations by incorporating constitutive relationships and seek their solution using Laplace Transforms.
- CO3: Develop transient models for chemical processes using material and/or energy balance equations by incorporating constitutive relationships and seek their solution using Laplace Transforms.
- CO4: Understand Frequency response of control systems and tune the PID controllers
- CO5: Appreciate the performance augmentation of PID controllers by using advanced control strategies such as Cascade, Feed forward, Dead time compensation.

**TEXT BOOKS:**

- Stephanopoulos, G., "Chemical Process Control", Prentice Hall of India, 2003.
- Coughnour, D., "Process Systems Analysis and Control", 3rd Edn., McGraw Hill, New York, 2008.

**REFERENCES:**

- Marlin, T. E., "Process Control", 2nd Edn, McGraw Hill, New York, 2000.
- Smith, C. A. and Corripio, A. B., "Principles and Practice of Automatic Process Control", 2nd Edn., John Wiley, New York, 1997.

3. Jason L. Speyer, Walter H. Chung, "Stochastic Processes, Estimation, and Control", PHI Ltd (2013).

**Course Articulation Matrix:**

Course Outcomes	Statement	PROGRAM OUTCOME														
		PO 1	PO 2	PO 3	PO 4	PO 5	PO 6	PO 7	PO 8	PO 9	PO 10	PO 11	PO 12	PSO 1	PSO 2	PSO 3
CO1	Understand process industry as it allows real-time measurement and control of process variables such as levels, flow, pressure, temperature, pH, and humidity.	3	2	2	2	3	2	-	-	-	-	-	-	2	-	-
CO2	Develop transient models for chemical processes using material and/or energy balance equations by incorporating constitutive relationships and seek their solution using Laplace Transforms.	2	3	2	3	3	-	-	-	-	-	-	-	3	-	-
CO3	Develop transient models for chemical processes using material and/or energy balance equations by incorporating constitutive relationships and seek their solution using Laplace Transforms.	2	2	-	-	2	-	-	-	-	-	-	-	2	-	-
CO4	Understand Frequency response of control systems and tune the PID controllers.	3	3	-	-	2	-	-	-	-	-	-	-	2	-	-
CO5	Appreciate the performance augmentation of PID controllers by using advanced control strategies such as Cascade, Feed forward, Dead time compensation.	3	2	-	-	2	-	-	-	-	-	-	-	2	-	-
<b>Overall CO</b>		3	2	2	3	2	2	-	-	-	-	-	-	2	-	-

1, 2 and 3 are correlation levels with weightages as Slight (Low), Moderate (Medium) and Substantial (High) respectively

**PE3602**

**OFFSHORE ENGINEERING**

**L T P C**  
**3 0 0 3**

**OBJECTIVE**

The course is aimed to

- To learn about the important aspects of offshore structural design.
- To know about description and operation techniques.
- To understand about the types and installation.
- To learn about offshore drilling platforms.
- To understand about the offshore production and storage.

**UNIT I**

**9**

Introduction to offshore oil and gas operations-Sea States and Weather-Meteorology, oceanography, ice, sea bed soil.

**UNIT II**

**9**

Buoyancy and stability-Offshore Fixed Platforms: Types, description and operations.

**UNIT III**

**9**

Offshore Mobile Units: Types, description and installation-Station keeping methods like conventional mooring and dynamic positioning system.

**UNIT IV**

**9**

Offshore Drilling-Difference in drilling from land, from fixed platform, jack up, ships and semi submersibles-Use of conductors and risers-Deep sea drilling-Offshore Well Completion- Platforms and subsea completions-Deep water applications of subsea technology.

**UNIT V**

**9**

Offshore Production: Oil processing platforms, gas processing platforms, water injection platforms, storage, SPM and SBM, transportation and utilities-Deep water technology: Introduction, definition & prospects-Deep water regions-Deep water drilling rig: selection and deployment-Deep water production system-Emerging deep-water technologies: special equipment and systems, Remote operation vessels (ROV).

**TOTAL: 45 PERIODS**

**COURSE OUTCOMES**

On completion of the course students are expected to

CO1: Know about basic concepts of offshore drilling.

CO2: Know about the off-shore platforms.

CO3: Know about the installation of equipment.

CO4: Gain Knowledge about the subsea technologies.

CO5: Learn the equipment involved in the Production practices.

**REFERENCES:**

1. Handbook of Offshore Engineering by Subrata K. Chakrabarti (2005).

**Course Articulation Matrix:**

Course Outcomes	Statement	Program Outcome														
		PO 1	PO 2	PO 3	PO 4	PO 5	PO 6	PO 7	PO 8	PO 9	PO 10	PO 11	PO 12	PSO 1	PSO 2	PSO 3
CO1	Know about basic concepts of offshore drilling.	3	-	-	-	3	2	3	3	-	-	-	-	3	-	-
CO2	Know about the off-shore platforms.	3	-	-	2	2	3	-	2	-	-	-	-	3	-	2
CO3	Know about the installation of equipment.	3	-	3	-	3	2	2	3	-	-	-	-	3	1	-
CO4	Gain Knowledge about the subsea technologies.	3	-	2	3	2	3	3	2	-	-	-	-	3	-	-
CO5	Learn the equipment involved in the Production practices.	2	-	3	2	3	2	2	3	-	-	-	-	3	-	-
<b>Overall CO</b>		3	-	3	2	3	2	3	3	-	-	-	-	3	1	2

1, 2 and 3 are correlation levels with weightages as Slight (Low), Moderate (Medium) and Substantial (High) respectively

**NCC Credit Course Level 3\*  
(ARMY WING) NCC Credit Course - III**

**NX3651**

**L T P C  
3 0 0 3**

**PERSONALITY DEVELOPMENT**

**9**

PD 3 Group Discussion: Team Work

2

PD 4 Career Counselling, SSB Procedure & Interview Skills

3

PD 5 Public Speaking

4

**BORDER & COASTAL AREAS**

**4**

BCA 2 Security Setup and Border/Coastal management in the area

2

BCA 3 Security Challenges & Role of cadets in Border management

2

**ARMED FORCES**

**3**

AF 2 Modes of Entry to Army, CAPF, Police

3

**COMMUNICATION**

**3**

C 1 Introduction to Communication & Latest Trends

3

**INFANTRY**

**3**

INF 1 Organisation of Infantry Battalion & its weapons

3

**MILITARY HISTORY**

**23**

MH 1 Biographies of Renowned Generals

4

MH 2 War Heroes - PVC Awardees

4

MH 3 Study of Battles - Indo Pak War 1965, 1971 & Kargil

9

MH 4 War Movies

6



TOTAL: 45 PERIODS

<b>NCC Credit Course Level 3*</b>		<b>L T P C</b>
<b>NX3652</b>	<b>(NAVAL WING) NCC Credit Course - III</b>	<b>3 0 0 3</b>
<b>PERSONALITY DEVELOPMENT</b>		<b>9</b>
PD 3	Group Discussion: Team Work	2
PD 4	Career Counselling, SSB Procedure & Interview Skills	3
PD 5	Public Speaking	4
<b>BORDER &amp; COASTAL AREAS</b>		<b>4</b>
BCA 2	Security Setup and Border/Coastal management in the area	2
BCA 3	Security Challenges & Role of cadets in Border management	2
<b>NAVAL ORIENTATION</b>		<b>6</b>
NO 3	Modes of Entry - IN, ICG, Merchant Navy	3
AF 2	Naval Expeditions & Campaigns	3
<b>NAVAL COMMUNICATION</b>		<b>2</b>
NC 1	Introduction to Naval Communications	1
NC 2	Semaphore	1
<b>NAVIGATION</b>		<b>2</b>
N 1	Navigation of Ship - Basic Requirements	1
N 2	Chart Work	1
<b>SEAMANSHIP</b>		<b>15</b>
MH 1	Introduction to Anchor Work	2
MH 2	Rigging Capsule	6
MH 3	Boatwork - Parts of Boat	2
MH 4	Boat Pulling Instructions	2
MH 5	Whaler Sailing Instructions	3
<b>FIRE FIGHTING FLOODING &amp; DAMAGE CONTROL</b>		<b>4</b>
FFDC 1	Fire Fighting	2
FFDC 2	Damage Control	2
<b>SHIP MODELLING</b>		<b>3</b>
SM	Ship Modelling Capsule	3
<b>TOTAL : 45 PERIODS</b>		

PROGRESS THROUGH KNOWLEDGE

**NCC Credit Course Level 3\***

<b>NX3653</b>		<b>L T P C</b>
<b>(AIR FORCE WING) NCC Credit Course Level - III</b>		<b>3 0 0 3</b>
<b>PERSONALITY DEVELOPMENT</b>		<b>9</b>
PD 3	Group Discussion: Team Work	2
PD 4	Career Counselling, SSB Procedure & Interview Skills	3
PD 5	Public Speaking	4
<b>BORDER &amp; COASTAL AREAS</b>		<b>4</b>
BCA 2	Security Setup and Border/Coastal management in the area	2
BCA 3	Security Challenges & Role of cadets in Border management	2
<b>AIRMANSHIP</b>		<b>1</b>
A 1	Airmanship	1

<b>BASIC FLIGHT INSTRUMENTS</b>	<b>3</b>
FI 1      Basic Flight Instruments	3
<b>AERO MODELLING</b>	<b>3</b>
AM 1      Aero Modelling Capsule	3
<b>GENERAL SERVICE KNOWLEDGE</b>	<b>2</b>
GSK 4      Latest Trends & Acquisitions	2
<b>AIR CAMPAIGNS</b>	<b>6</b>
AC 1      Air Campaigns	6
<b>PRINCIPLES OF FLIGHT</b>	<b>6</b>
PF 1      Principles of Flight	3
PF 2      Forces acting on Aircraft	3
<b>NAVIGATION</b>	<b>5</b>
NM 1      Navigation	2
NM 2      Introduction to Met and Atmosphere	3
<b>AERO ENGINES</b>	<b>6</b>
E 1      Introduction and types of Aero Engine	3
E 2      Aircraft Controls	3

**TOTAL : 45 PERIODS**

**PE3611      PROCESS CONTROL AND INSTRUMENTATION LABORATORY      L T P C**  
**0 0 4 2**

**OBJECTIVE:**

- To determine experimentally, the methods of controlling the processes including measurements using process simulation techniques.

**LIST OF EXPERIMENTS**

1. Response of first order system
2. Response of second order system
3. Response of Non-Interacting level System
4. Response of Interacting level System
5. Open loop study on a thermal system
6. Closed loop study on a level system
7. Closed loop study on a flow system
8. Closed loop study on a thermal system
9. Tuning of a level system
10. Tuning of a pressure system
11. Tuning of a thermal system
12. Flow co-efficient of control valves
13. Characteristics of different types of control valves
14. Closed loop study on a pressure system
15. Tuning of pressure system
16. Closed loop response of cascade control system

\*Minimum 10 experiments shall be referred.

**TOTAL : 60 PERIODS**

**OUTCOME:**

On completion of the course students are expected to

CO1: Able to determine the response of a first order and second order system for various input and an interacting and non- interacting system for various input

CO2: Understand the difference between an open loop and closed loop system and the concept of three classical controller P, PI, PID controller.

CO3: Understand the concept of stability and tuning of a system

**Course Articulation Matrix:**

Course Outcomes	Statement	Program Outcome														
		PO 1	PO 2	PO 3	PO 4	PO 5	PO 6	PO 7	PO 8	PO 9	PO 10	PO 11	PO 12	PSO 1	PSO 2	PSO 3
CO1	Able to determine the response of a first order and second order system for various input and an interacting and non-interacting system for various input	-	2	3	2	3	-	-	-	3	3	-	-	2	-	-
CO2	Understand the difference between an open loop and closed loop system and the concept of three classical controller P, PI, PID controller.	-	3	-	2	2	-	-	-	3	2	-	-	2	-	-
CO3	Understand the concept of stability and tuning of a system.	-	2	2	3	3	-	-	-	3	2	-	-	2	-	-
<b>Overall CO</b>		-	2	3	2	3	-	-	-	3	2	-	-	2	-	-

1, 2 and 3 are correlation levels with weightages as Slight (Low), Moderate (Medium) and Substantial (High) respectively.

**PE3612**

**OIL FIELD EQUIPMENT DESIGN AND DRAWING**

**L T P C**  
**0 0 4 2**

**OBJECTIVE:**

- To train the students in designing of the following equipments as per IADC, API, ISME, TEMA, ISI codes and drawing according to scale

**LIST OF EXPERIMENTS**

- Drawing and design of Offshore platform TLP (TENSION LEG PLATFORM) - Fixed platform design,
- Drawing and design of offshore Jack ups
- Drawing and design of well equipments]
- Drawing and design of ROV (remotely operated vehicle)
- Drawing and design of natural gas storage tank(Horton sphere)
- Drawing and Designing of Mud tank
- Drawing and design of on/offshore pipeline.
- Drawing and design of rotary system in drilling

**TOTAL: 60 PERIODS**

**OUTCOME:**

On completion of this practical course, the students would be able

- Know the draw and design of offshore jackups,
- Know the draw and design of natural gas storage tank
- Understand the design of well equipments

- Know the draw and design of ROV (remotely operated vehicle)
- Know the draw and design of on/offshore pipeline.

### Course Articulation Matrix:

Course Outcomes	Statement	Program Outcome														
		PO 1	PO 2	PO 3	PO 4	PO 5	PO 6	PO 7	PO 8	PO 9	PO 10	PO 11	PO 12	PSO 1	PSO 2	PSO 3
CO1	Know the draw and design of offshore jackups,	3	-	-	-	3	2	3	3	-	-	-	-	3	-	-
CO2	Know the draw and design of natural gas storage tank	3	-	-	2	2	3	-	2	-	-	-	-	3	-	2
CO3	Understand the design of well equipments	3	-	3	-	3	2	2	3	-	-	-	-	3	1	-
CO4	Know the draw and design of ROV (remotely operated vehicle)	3	-	2	3	2	3	3	2	-	-	-	-	3	-	-
CO5	.Know the draw and design of on/offshore pipeline.	2	-	3	2	3	2	2	3	-	-	-	-	3	-	-
<b>Overall CO</b>		3	-	3	2	3	2	3	3	-	-	-	-	3	1	2

1, 2 and 3 are correlation levels with weightages as Slight (Low), Moderate (Medium) and Substantial (High) respectively

**PE3711**

**INDUSTRIAL TRAINING / INTERNSHIP II<sup>##</sup>**

**L T P C  
0 0 0 2**

#### OBJECTIVES:

To enable the students to

- Get connected with industry/ laboratory/research institute
- Get practical knowledge on production process in the industry and develop skills to solve related problems
- Develop skills to carry out research in the research institutes/laboratories

The students individually undergo training in reputed firms/ research institutes / laboratories for the specified duration. After the completion of training, a detailed report should be submitted within ten days from the commencement of next semester. The students will be evaluated as per the Regulations.

**No.of. Weeks: 04**

#### OUTCOMES:

On completion of the course, the student will know about



- Be conversant with the knowledge of various Acts related to safety, Health and environment in petroleum industry.
- Have the knowledge of various drilling fluids handling and safe disposal such toxic products.
- Gain Knowledge of disaster management to fight any crisis.
- Apply Hazop to petroleum equipment operation and assess risk involved
- Mitigate occupational health hazards in the industry.

#### TEXT BOOKS:

1. Environmental Control in Petroleum Engineering, John C. Reis, Gulf Publishing Company, 1996. 2. Application of HAZOP and What if Reviews to the Petroleum, Petrochemical and Chemical Process Industries, Dennis P. Nolan, Noyes Publications, 1994.
2. Oil Industry Safety Directorate (OISD) Guidelines, Ministry of Petroleum & Natural Gas, Government of India and Oil Mines Regulations-1984, Directorate General of Mines Safety, Ministry of Labor and Employment, Government of India.

#### REFERENCES:

1. Guidelines for Process Safety Fundamentals in General Plant Operations Centre for Chemical Process Safety, American Institute of Chemical Engineers, 1995.
2. Guidelines for Fire Protection in Chemical, Petrochemical and Hydrocarbon Processing Facilities, Centre for Chemical Process Safety, American Institute of Chemical Engineers, 2003.
3. Guidelines for Hazard Evaluation Procedures Centre for Chemical Safety, WileyAIChE, 3rd Edition, 2008.
4. Guideline for Process Safety Fundamentals in General Plant Operations, Centre for Chemical Process Safety, AIChE, 1995. 5. Chemical Process Industry Safety, K S N Raju, McGraw Hill, 2014.

#### Course Articulation Matrix:

Course Outcomes	Statement	Program Outcome														
		P O 1	P O 2	P O 3	P O 4	P O 5	P O 6	P O 7	P O 8	P O 9	P O 10	P O 11	P O 12	P S O 1	P S O 2	P S O 3
CO1	Be conversant with the knowledge of various Acts related to safety, Health and environment in petroleum industry	3	-	-	-	3	2	3	3	-	-	-	-	3	-	-
CO2	Have the knowledge of various drilling fluids handling and safe disposal such toxic products.	3	-	-	2	2	3	-	2	-	-	-	-	3	-	2
CO3	Gain Knowledge of disaster management to fight any crisis.	3	-	3	-	3	2	2	3	-	-	-	-	3	1	-
CO4	Apply Hazop to petroleum equipment operation and assess risk	3	-	2	3	2	3	3	2	-	-	-	-	3	-	-

	involved															
CO5	Mitigate occupational health hazards in the industry.	2	-	3	2	3	2	2	3	-	-	-	-	3	-	-
<b>Overall CO</b>		3	-	3	2	3	2	3	3	-	-	-	-	3	1	2

1, 2 and 3 are correlation levels with weightages as Slight (Low), Moderate (Medium) and Substantial (High) respectively

**PE3702 WELL COMPLETION TESTING AND WORK OVER**

**L T P C**  
**3 0 0 3**

**OBJECTIVE:**

- To provide insights into the Well Operation during the hydrocarbon Explorations.

**UNIT I**

**9**

Well design: Prediction of formation pore pressure and stress gradients. Determination of safety mud weight bounds for different in-situ stress conditions. Design and planning well trajectory. Surveying tools and methods.

**UNIT II**

**9**

Drilling methods and equipment for directional, horizontal and multilateral wells. Selection of casing shoes, material properties and design of casing program, perforation, skin effect, activation.

**UNIT III**

**9**

Well Completion and Stimulations: Well completion design, types of completion, completion selection and design criteria. Interval selection and productivity considerations: effects of producing mechanisms. Inflow performance and multiple tubing performance analyses using commercial software. well stimulation.

**UNIT IV**

**9**

Well stimulation and work over planning. Tubing-packer movement and forces. Tubing design: graphical tubing design and simplified tensional strength design. Selection of down hole equipment, tubing accessories and wellhead equipment.

**UNIT V**

**9**

Basics of perforation, selection of equipment and procedure for perforation oil and gas wells. Technology of sand control: gravel packing. Fundamentals of well stimulation technologies: acidization and hydraulic fracturing.

**TOTAL: 45 PERIODS**

**OUTCOME:**

On completion of the course students are expected to

CO1: Understand the concept of well completion basics and managing conditions.

CO2: Obtain the knowledge about the drill string designing.

CO3: Gain the knowledge about completion types and design criteria

CO4: Understand the concept of pressure maintenance and material properties.

CO5: Obtain the knowledge about the perforation techniques.

**TEXT BOOKS:**

- Wellsite Geological Techniques for Petroleum exploration by Sahay .B. et al
- Petroleum Exploration Hand Book by Moody, G.B.

**REFERENCE:**

1. Standard Hand Book of Petroleum & Natural Gas Engineering” – 2<sup>nd</sup> Edition 2005-William C.Lyons & GaryJ.Plisga-Gulf professional publishing comp (Elsevier).

**Course Articulation Matrix:**

Course Outcomes	Statement	Program Outcome														
		P O 1	P O 2	P O 3	P O 4	P O 5	P O 6	P O 7	P O 8	P O 9	P O 10	P O 11	P O 12	P S O 1	P S O 2	P S O 3
CO1	Understand the concept of well completion basics and managing conditions.	3	2	-	-	-	-	-	-	-	-	-	-	3	-	-
CO2	Obtain the knowledge about the drill string designing	2	3	3	2	-	-	-	-	-	-	-	-	2	-	-
CO3	Gain the knowledge about completion types and design criteria	3	-	2	-	3	-	-	-	-	-	-	-	3	-	-
CO4	Understand the concept of pressure maintenance and material properties.	-	-	3	3	-	-	-	-	-	-	-	-	3	-	-
CO5	Obtain the knowledge about the perforation techniques	3	-	-	-	2	-	2	-	-	-	-	-	3	-	-
<b>Overall CO</b>		3	3	3	3	3	-	2	-	-	-	-	-	3	-	-

1, 2 and 3 are correlation levels with weightages as Slight (Low), Moderate (Medium) and Substantial (High) respectively

PROGRESS THROUGH KNOWLEDGE



**COURSE DESCRIPTION**

This course aims to provide a broad understanding about the modern values and ethical principles that have evolved and are enshrined in the Constitution of India with regard to the democratic, secular and scientific aspects. The course is designed for undergraduate students so that they could study, understand and apply these values in their day to day life.

**COURSE OBJECTIVES:**

- To create awareness about values and ethics enshrined in the Constitution of India
- To sensitize students about the democratic values to be upheld in the modern society.
- To inculcate respect for all people irrespective of their religion or other affiliations.
- To instill the scientific temper in the students' minds and develop their critical thinking.
- To promote sense of responsibility and understanding of the duties of citizen.

**UNIT I DEMOCRATIC VALUES 6**

Understanding Democratic values: Equality, Liberty, Fraternity, Freedom, Justice, Pluralism, Tolerance, Respect for All, Freedom of Expression, Citizen Participation in Governance – World Democracies: French Revolution, American Independence, Indian Freedom Movement.  
Reading Text: Excerpts from John Stuart Mills' *On Liberty*

**UNIT II SECULAR VALUES 6**

Understanding Secular values – Interpretation of secularism in Indian context - Disassociation of state from religion – Acceptance of all faiths – Encouraging non-discriminatory practices.  
Reading Text: Excerpt from *Secularism in India: Concept and Practice* by Ram Puniyani

**UNIT III SCIENTIFIC VALUES 6**

Scientific thinking and method: Inductive and Deductive thinking, Proposing and testing Hypothesis, Validating facts using evidence based approach – Skepticism and Empiricism – Rationalism and Scientific Temper.  
Reading Text: Excerpt from *The Scientific Temper* by Antony Michaelis R

**UNIT IV SOCIAL ETHICS 6**

Application of ethical reasoning to social problems – Gender bias and issues – Gender violence – Social discrimination – Constitutional protection and policies – Inclusive practices.  
Reading Text: Excerpt from *21 Lessons for the 21<sup>st</sup> Century* by Yuval Noah Harari

**UNIT V SCIENTIFIC ETHICS 6**

Transparency and Fairness in scientific pursuits – Scientific inventions for the betterment of society - Unfair application of scientific inventions – Role and Responsibility of Scientist in the modern society.  
Reading Text: Excerpt from *American Prometheus: The Triumph and Tragedy of J.Robert Oppenheimer* by Kai Bird and Martin J. Sherwin.

**TOTAL: 30 PERIODS****REFERENCES:**

1. The Nonreligious: Understanding Secular People and Societies, Luke W. Galen Oxford University Press, 2016.
2. Secularism: A Dictionary of Atheism, Bullivant, Stephen; Lee, Lois, Oxford University Press, 2016.
3. The Oxford Handbook of Secularism, John R. Shook, Oxford University Press, 2017.
4. The Civic Culture: Political Attitudes and Democracy in Five Nations by Gabriel A. Almond and Sidney Verba, Princeton University Press,
5. Research Methodology for Natural Sciences by Soumitro Banerjee, IISc Press, January 2022

**COURSE OUTCOMES**

Students will be able to

- CO1 : Identify the importance of democratic, secular and scientific values in harmonious functioning of social life  
 CO2 : Practice democratic and scientific values in both their personal and professional life.  
 CO3 : Find rational solutions to social problems.  
 CO4 : Behave in an ethical manner in society  
 CO5 : Practice critical thinking and the pursuit of truth.

**PE3811**

**PROJECT WORK / INTERNSHIP<sup>#</sup>**

**L T P C**  
**0 0 20 10**

**OBJECTIVES:**

To train the students in

- Identifying problem and developing the structured methodology to solve the identified problem in the industry or research problem at research Institution or college.
- Conducting experiments, analyze and discuss the test results, and make conclusions.
- Preparing project reports and presentation

The students shall individually / or as group work on a specific topic approved by the Department. The student can select any topic which is relevant to his/her specialization of the programme. The student should continue the work on the selected topic as per the formulated methodology. At the end of the semester, after completing the work to the satisfaction of the supervisor and review committee, a detailed report which contains clear definition of the identified problem, detailed literature review related to the area of work and methodology for carrying out the work, results and discussion, conclusion and references should be prepared as per the format prescribed by the University and submitted to the Head of the department. The students will be evaluated based on the report and viva-voce examination by a panel of examiners as per the Regulations.

**TOTAL: 300 PERIODS**

**OUTCOMES:**

At the end of the project, the student will be able to

CO1: Formulate and analyze problem / create a new product/ process.

CO2: Design and conduct experiments to find solution

CO3: Analyze the results and provide solution for the identified problem, prepare project report and make presentation

**PROGRESS THROUGH KNOWLEDGE**  
**PROFESSIONAL ELECTIVE I**

**PE3001**

**WELL LOGGING**

**L T P C**  
**3 0 0 3**

**OBJECTIVE:**

- To enable the students to understand the concept of formation evaluation and well logging and techniques involved in it.

**UNIT I**

**9**

Aims and objectives of well logging. Reservoir formations. Borehole conditions. Fundamental concepts in borehole geophysics physical properties of reservoir rocks. Formation parameters and their relationships: formation factor, porosity, permeability, resistivity, water and hydrocarbon saturations, and movable oil. Archie's and Humbles equations.

**UNIT II**

**9**

Principles, instrumentation, operational procedures and applications of different geophysical logs: S.P., electrical, induction, nuclear, sonic, caliper, temperature, dip and direction. Natural gamma

ray spectrometry log, nuclear magnetic log, litho density log, neutron activation technique, thermal neutron decay time log, chlorine and oxygen logs.

### **UNIT III**

**9**

Recording, transmission and processing of log data. Formation evaluation for hydrocarbons. Qualitative and quantitative interpretations of well log data. Overlays and cross-plots. Determination of reservoir parameters – porosity, resistivity, permeability, water and hydrocarbon saturation, movable oil. Lithology determination by neutron, density and sonic cross-plots, dual mineral method, triporosity method, litho porosity cross-plot (M-N plot), clean sand and shaly sand interpretations.

### **UNIT IV**

**9**

Sub-surface correlation and mapping from log data. Delineation of fractures from logs. Production logging. Well logging for metallic and non-metallic minerals: radioactive and non-radioactive evaporates, coal, sulphur. Borehole geophysics for groundwater exploration. Effective pay thickness of an aquifer. Saline water-fresh water interface from log data. Determination of groundwater flow direction by logs.

### **UNIT V**

**9**

Theoretical computations of normal and lateral log responses. Identification and delineation of sub-surface formations from well log data. Calculation of reservoir parameters: formation factor, porosity, permeability, resistivity, water and hydrocarbon saturations, and movable oil. Sub-surface correlation of formations and interpretation of field data.

**TOTAL: 45 PERIODS**

### **OUTCOME:**

On completion of the course students are expected to

- CO1: Understand the principles of well logging
- CO2: Understand the concept and operational procedures of different geophysical logs
- CO3: to know the qualitative and quantitative interpretation of well log data
- CO4: Understand the Well logging for metallic and non-metallic minerals:
- CO5: Able to characterize the formation based on interpretation of well logs

### **TEXT BOOKS:**

1. Standard Handbook of petroleum and Natural Gas Engineering. 2<sup>nd</sup> Edition. William C Lyons, Gary C Plisga. Gulf Professional Publishing.
2. D.P Helander 'Fundamentals Of Formation Evaluation'
3. Dewan.J.T 'Essentials of Modern Open-Hole Log Interpretation' Pen Well Books, 1983, ISBN 0878142339.

### **REFERENCE:**

1. Serra.O 'Fundamentals of Well log Interpretation' Volume1. Elsevier Science Publisher, New York, 1984, ISBN 04441327

**Course Articulation Matrix:**

Course Outcomes	Statement	Program Outcome															
		P O 1	P O 2	P O 3	P O 4	P O 5	P O 6	P O 7	P O 8	P O 9	P O 10	P O 11	P O 12	P S 1	P S 2	P S 3	P S 4
CO1	Understand the principles of well logging	3	-	-	-	2	-	-	-	-	-	-	-	3	2	3	-
CO2	Understand the concept and operational procedures of different geophysical logs	3	-	3	2	3	-	-	-	-	-	-	-	3	3	2	-
CO3	to know the qualitative and quantitative interpretation of well log data	3	-	2	2	-	-	-	-	-	-	-	3	2	2	-	
	understand the well logging of metallic. and non metallic minerals	3	-	3	2	2	-	-	-	-	-	-	3	3	2	-	
CO5	Able tp characterize the formation based on interpretation of well logs	2	-	2	3	3	-	-	-	-	-	-	3	2	3	-	
	<b>Overall CO</b>	3	-	3	2	3	-	-	-	-	-	-	3	2	2	-	

**PE3002**

**NUMERICAL RESERVOIR SIMULATION**

**LT PC  
3 0 3**

**OBJECTIVE:**

- To enable the student to understand the basic concept and applications of Numerical Methods in Reservoirs.

**UNIT I**

**9**

Introduction, fracturing, Stress Distribution, Vertical Versus Horizontal Fractures, Pressure Related to Fracturing, Closure Pressure, Fracturing Pressure –Decline analysis, Pressure Interpretation After Closure, Properties of Fracturing Fluids.

**UNIT II**

**9**

Proppants, Propped Fracture Design, Fracture Propagation Model, Width Equations, Material Balance, Detailed Models. Evaluation of Fracture Design.

**UNIT III**

**9**

Acid Fracturing, Acid Systems and Placement Techniques, Fracturing of Deviated and Horizontal Wells, Matrix Stimulation, Matrix Acidizing Design, Rate and Pressure Limits for Matrix Treatment, Fluid Volume Requirements,

**UNIT IV****9**

Design and implementation of a multiphase flow reservoir simulator, including interphase mass transfer and variable fluid saturation pressure. Design of compositional reservoir simulators using generalized equation of state. Recent advances in reservoir simulation.

**UNIT V****9**

Overview of simulator models and flow conditions. Methods of Solution. Performance Prediction. History match, concept on coning and compositional models. Stimulation Considerations.

**TOTAL: 45 PERIODS****OUTCOME:**

On completion of the course students are expected to

CO1: Know about the fracturing, stress distribution and properties of fracturing fluids

CO2: Gain the Fracture Propagation Models and evaluation of fracture design

CO3: Work on Acid Fracturing and Matrix acidizing design

CO4: Know about the multiphase flow behavior in reservoir and simulation

CO5: Know about the simulator models used for the reservoir applications.

**TEXT BOOK:**

1. Standard Handbook of Petroleum and Natural Gas Engineering. 2<sup>nd</sup> Edition. William C Lyons, Gary C Plisga. Gulf Professional Publishing.

**REFERENCE:**

1. Petroleum Exploration Hand Book by Moody, G.B.

Course Articulation Matrix:

Course Outcomes	Statement	Program Outcome															
		P	P	P	P	P	P	P	P	P	P	P	P	P	P	P	P
		O1	O2	O3	O4	O5	O6	O7	O8	O9	O10	O11	O12	O13	O14	O15	O16
CO1	Know about the fracturing, stress distribution and properties of fracturing fluids	3	-	-	-	2	-	-	-	-	-	-	-	3	2	3	-
CO2	Gain the Fracture Propagation Models and evaluation of fracture design	3	-	3	2	3	-	-	-	-	-	-	-	3	3	2	-
CO3	Work on Acid Fracturing and Matrix acidizing design	3	-	2	2	-	-	-	-	-	-	-	-	3	2	2	-
CO4	Know about the Multiphase behavior in reservoir and simulation	3	-	3	2	2	-	-	-	-	-	-	-	3	3	2	-

<b>CO5</b>	Know about the simulator models used for the reservoir applications.	2	-	2	3	3	-	-	-	-	-	-	-	3	2	3	-
<b>Overall CO</b>		3	-	3	2	3	-	-	-	-	-	-	-	3	2	2	-

**PE3003**

**ENHANCED OIL RECOVERY TECHNOLOGIES**

**L T P C**

**3 0 0 3**

**OBJECTIVE:**

- To impart knowledge on how residual oil is recovered and the problems associated with Enhanced Oil Recovery.

**UNIT I FUNDAMENTALS OF ENHANCED OIL RECOVERY 9**

Pore Geometry, Microscopic aspects of displacement. Residual oil magnitude and mobilization. Buoyancy forces and prevention of trapping, Wettability, Residual oil and Oil recovery. Macroscopic aspect of displacement.

**UNIT II WATER FLOODING 9**

Properties, sampling and analysis of oil field water; Injection waters; Water flooding - Sweep efficiency, Predictive techniques, Improved water flood processes, Performance of some important water floods.

**UNIT III ENHANCED OIL RECOVERY OPERATIONS - 1 9**

Flooding – miscible, CO<sub>2</sub>, polymer, alkaline, surfactants, steam;

**UNIT IV ENHANCED OIL RECOVERY OPERATIONS - 2 9**

Gas injection, in-situ combustion technology, microbial method.

**UNIT V PROBLEMS IN ENHANCED OIL RECOVERY 9**

Precipitation and deposition of Asphaltenes and Paraffin's, Scaling problems, Formation of damage due to migration of fines, Environmental factors.

**TOTAL: 45 PERIODS**

**OUTCOME:**

On completion of the course students are expected to

CO1: Understand the purpose of enhanced recovery process.

CO2: Understand the concept of capillary force, viscous force and how it traps the oil.

CO3: Understand the sampling and analysis of reservoir fluid and to develop flooding fluid which is suitable for that particular field.

CO4: Understand the flooding mechanisms.

CO5: Understand how gas injection works to maintain the reservoir pressure and to understand the mechanism leading to positive skin.

**REFERENCE:**

- Donaldson, E.C. and G. V. Chilingarian, T. F. Yen, "Enhanced oil Recovery – I & II", Fundamentals and Analysis, Elsevier Science Publishers, New York, 1985.
- Lake, L.W., "Enhanced oil recovery", Prentice Hall, 1989.
- Schumacher, M.M., "Enhanced oil recovery: Secondary and tertiary methods", Noyes Data Corp., 1978.
- Van Poolen, H.K. "Fundamentals of enhanced oil recovery", PennWell Books, 1980.

**Course Articulation Matrix:**

Course Outcomes	Statement	Program Outcome															
		P O 1	P O 2	P O 3	P O 4	P O 5	P O 6	P O 7	P O 8	P O 9	P O 10	P O 11	P O 12	P S O 1	P S O 2	P S O 3	P S O 4
CO1	Understand the purpose of enhanced recovery process.	3	-	-	-	2	-	2	-	-	-	-	-	3	-	2	-
CO2	Understand the concept of capillary force, viscous force and how it traps the oil.	2	3	-	3	-	-	3	-	-	-	3	-	2	-	-	2
CO3	Understand the sampling and analysis of reservoir fluid and to develop flooding fluid which is suitable for that particular field.	3	2	-	2	-	-	2	-	-	-	-	-	3	1	-	-
CO4	Understand the flooding mechanisms.	3	2	-	2	-	-	3	-	-	-	2	-	2	-	1	2
CO5	Understand how gas injection works to maintain the reservoir pressure and to understand the mechanism leading to positive skin.	2	2	-	3	-	-	2	-	-	-	-	-	3	-	-	2
<b>Overall CO</b>		3	2	-	3	2	-	2	-	-	-	3	-	3	1	2	2

1, 2 and 3 are correlation levels with weightings as Slight (Low), Moderate (Medium) and Substantial (High) respectively

**OBJECTIVE:**

- To enable the students to follow and utilize different concepts of reservoir modeling and characteristics and their usage.

**UNIT I****9**

Overview of reservoir characterization and modeling problems. Reservoir mapping. 3D modeling. Univariate, bivariate and multivariate statistics for geological data analysis.

**UNIT II****9**

Pattern recognition techniques. Petrophysical predictions from well logs. Introduction to petroleum geostatistics. Variograms. Kriging. Uncertainty quantification. Finite difference approximations to the diffusivity equation and the application of those approximations for reservoir simulations

**UNIT III****9**

Stochastic reservoir modeling. Sequential simulation. Gaussian simulation. Indicator simulation. Integrating seismic attributes, well tests and production data. Constraining reservoir models with various sources of information. Reservoir up gridding and upscaling.

**UNIT IV****9**

Reservoir simulation – Investigation of petroleum reservoir characteristics and behavior, including: pore volume, fluid distribution and movement, and recovery. optimized field development and management plans.

**UNIT V****9**

Workstations and Software's used in reservoir characterization and modeling. Seismic reservoir characterization - AVO Reservoir Characterization. Correlation and Petrophysical analysis. Practical use of reservoir simulation.

**TOTAL: 45 PERIODS****OUTCOME:**

- CO1: Know about the reservoir modelling and geological data  
 CO2: Gain the knowledge about well logging  
 CO3: Work on reservoir simulation.  
 CO4: Know about the behaviour and characteristics of petroleum reservoirs.  
 CO5: Know about the software used for the reservoir modelling.

**TEXT BOOKS:**

- Petroleum Exploration Hand Book by Moody, G.B. McGraw-Hill Inc
- Wellsite Geological Techniques for petroleum Exploration by Shay's et al.

**REFERENCE:**

- Standard Hand Book of Petroleum & Natural Gas Engineering" – 2<sup>nd</sup> Edition 2005-William C.Lyons& Gary J.Plisga-Gulf professional publishing comp (Elsevier).



**Course Articulation Matrix:**

Course Outcomes	Statement	Program Outcome														
		P O 1	P O 2	P O 3	P O 4	P O 5	P O 6	P O 7	P O 8	P O 9	P O 10	P O 11	P O 12	P S O 1	P S O 2	P S O 3
CO1	Know about the reservoir modelling and geological data.	3	-	-	-	2	-	-	-	-	-	-	-	3	2	3
CO2	Gain the knowledge about well logging.	3	-	3	2	3	-	-	-	-	-	-	-	3	3	2
CO3	Work on reservoir simulation.	3	-	2	2	-	-	-	-	-	-	-	-	3	2	2
CO4	Know about the behaviour and characteristics of petroleum reservoirs.	3	-	3	2	2	-	-	-	-	-	-	-	3	3	2
CO5	Know about the software used for the reservoir modelling.	2	-	2	3	3	-	-	-	-	-	-	-	3	2	3
<b>Overall CO</b>		3	-	3	2	3	-	-	-	-	-	-	-	3	2	2

1, 2 and 3 are correlation levels with weightages as Slight (Low), Moderate (Medium) and Substantial (High) respectively

**PE3005**

**FLOW ASSURANCE IN PETROLEUM INDUSTRIES**

**L T P C  
3 0 0 3**

**OBJECTIVES**

The course is aimed to

- To learn the fundamentals in flow assurance.
- To gain knowledge on the hydraulics.
- To know about transfer of heat in flow assurance.
- To characterize the formation mechanism for organic deposits.
- To learn about the removal and prevention methods of organic deposits.

**UNIT I INTRODUCTION TO FLOW ASSURANCE**

**9**

Flow Assurance concerns and challenges; Economic impact of Flow Assurance problems, components of typical Flow Assurance process; Composition and Properties of Hydrocarbons; Equations of State; Phase behaviour of hydrocarbons, Compositional and Physical Characterization of Crude oil.

**UNIT II HYDRAULICS IN FLOW ASSURANCE**

**9**

Hydrocarbon flow, single phase and multiphase flow, Two phase flow correlations; Slugging and Liquid Handling, Types of slugs, Slug prediction, detection and control systems; Pressure surge analysis; Hydraulic/Pressure drop calculations.

**UNIT III HEAT TRANSFER IN FLOW ASSURANCE**

**9**

Buried pipeline heat transfer, Temperature prediction along the pipeline in steady state and transient modes; Thermal management strategy like external coating systems, direct heating, pipe in pipe, etc.; Insulation performance

## UNIT IV CHARACTERIZATION AND FORMATION MECHANISMS FOR ORGANIC DEPOSITS 9

Characterization, Formation mechanism, prediction and models for deposition and stability for wax (Paraffins), Asphaltenes and Gas Hydrates

## UNIT V ORGANIC DEPOSITS REMOVAL AND PREVENTION METHODS 9

Mechanical Removal Methods like Coiled Tubing, Pigging, Pressurization Depressurization etc.; Chemical Solvents and Dispersants, Other techniques like Ultrasonic, Laser Technology, etc., Bacterial Removal Methods. Heating in Wellbore and Piping; Cold flow methods; Chemical inhibitors for waxes, asphaltenes and hydrates; Dehydration of Natural Gas; Special Materials and Coatings.

**TOTAL: 45 PERIODS**

### COURSE OUTCOMES

On completion of the course students are expected to

CO1: Predict the phase behaviour of hydrocarbons under different operating conditions.

CO2: Perform slug handling and pressure surge analysis

CO3: Implement a thermal management strategy in pipelines transporting hydrocarbons

CO4: Predict the formation of paraffin waxes, asphaltenes and hydrates in crude oil

CO5: Apply the appropriate method for prevention and removal of organic deposits.

### REFERENCE

- Bai, Y and Bai, Q. (2005). *Subsea Pipelines and Risers*. I Edition. Elsevier
- Danesh, Ali. (1998). *PVT and Phase Behaviour of Petroleum Reservoir Fluids*. I Edition, Elsevier
- Frenier, W. W., Zainuddin, M., and Venkatesan, R. (2010). *Organic Deposits in Oil and Gas Production*. Society of Petroleum Engineers.
- Katz, Donald. (1959). *Handbook of Natural Gas Engineering*. I Edition. McGraw Hill Higher Education.
- Yen, T.F and Chilingarian, G.V. (2000). *Asphaltenes and Asphalts, 2 from Developments in Petroleum Science*. Volume 40 B, Elsevier.
- Dendy Sloan, Carolyn Ann Koh, Amadeu K. Sum, Norman D. McMullen, George Shoup, Adam L. Ballard, and Thierry Palermo (Editors), 2011, *Natural Gas Hydrates in Flow Assurance*, Gulf Professional Publishing, 213 pp.

### Course Articulation Matrix:

Course Outcomes	Statement	Program Outcome														
		P O 1	P O 2	P O 3	P O 4	P O 5	P O 6	P O 7	P O 8	P O 9	P O 10	P O 11	P O 12	P S O 1	P S O 2	P S O 3
CO1	Predict the phase behaviour of hydrocarbons under different operating conditions.	3	2	-	-	2	3	-	-	-	-	-	-	3	-	2
CO2	Perform slug handling and pressure surge analysis.	-	2	-	-	2	2	-	-	-	-	-	-	3	2	-
CO3	Implement a thermal management strategy in pipelines transporting hydrocarbons	2	-	-	-	3	2	-	-	-	-	-	-	3	-	2

CO4	Predict the formation of paraffin waxes, asphaltenes and hydrates in crude oil	-	3	-	-	2	2	-	-	-	-	-	-	3	-	3
CO5	Apply the appropriate method for prevention and removal of organic deposits.	3	-	-	-	3	2	-	-	-	-	-	-	3	-	2
<b>Overall CO</b>		3	2	-	-	2	2	-	-	-	-	-	-	3	2	2

1, 2 and 3 are correlation levels with weightages as Slight (Low), Moderate (Medium) and Substantial (High) respectively

**PE3006**

**PETROLUUM FORMATION AND EVALUATION**

**L T P C  
3 0 0 3**

**OBJECTIVE:**

The course is aimed to

- To apply quick look methods of log interpretation.
- To analyse open hole logs and integrate log and core data to obtain properties of rocks and fluids.
- To learn about the types of tools and its applications
- To gain the knowledge on DSI and NMR logging principles.
- To analyse the log interpretation and techniques.

**UNIT I**

Petrophysical measurements to sub-surface engineering.

**9**

**UNIT II**

Indirect Methods: SP and resistivity logs, radioactive logs, acoustic logs (principles, types of tools, limitation and applications). Evaluation of CBL/ VDL, USIT, SFT, RFT.

**9**

**UNIT III**

Production Logging: Introduction, type of tools, principles, limitations and applications.

**9**

**UNIT IV**

Special Type of Logging Tools: Casing inspection tools (principles, application and limitation), Formation micro scanner (FMS), DSI, NMR logging principles. Logging in high- angle wells.

**9**

**UNIT V**

Log Interpretation and Analysis Techniques. Standard log interpretation methods, Cross-plotting methods: neutron-density, sonic-density and sonic-neutron etc. clean sand interpretation Concepts of invasion – RXO, Tornado charts, Shaly sand interpretation.

**9**

**TOTAL: 45 PERIODS**

**COURSE OUTCOMES:**

On completion of the course students are expected to

CO1. Apply different logging methods for the evaluation of subsurface formations

CO2. Apply principles of mud logging in the recognition of oil and gas show

CO3. Apply principles of physics in the recognition and calculation of different parameters of formations

CO4. Apply quick look interpretation methods in the evaluation of hydrocarbon recognition

CO5. Interpret broad depositional environment from log signatures.

**TEXT BOOKS:**

1. Standard Handbook of petroleum and Natural Gas Engineering. 2<sup>nd</sup> Edition. William C Lyons, Gary C Plisga. Gulf Professional Publishing (2004).
2. D.P Helander 'Fundamentals of Formation Evaluation' (1983).
3. Dewan.J.T 'Essentials of Modern Open-Hole Log Interpretation' Pen Well Books, 1983, ISBN 0878142339.

**REFERENCE:**

1. Serra.O 'Fundamentals of Well log Interpretation' Volume1. Elsevier Science Publisher, New York, 1988, ISBN 04441327.

**Course Articulation Matrix:**

Course Outcomes	Statement	Program Outcomes														
		P O 1	P O 2	P O 3	P O 4	P O 5	P O 6	P O 7	P O 8	P O 9	P O 10	P O 11	P O 12	P S O 1	P S O 2	P S O 3
CO1	Apply different logging methods for the evaluation of subsurface formations	3	-	3	2	2	2	-	-	-	-	-	2	3	3	2
CO2	Apply principles of mud logging in the recognition of oil and gas show.	3	2	3	1	2	2	-	-	-	-	-	-	3	2	2
CO3	Apply principles of physics in the recognition and calculation of different parameters of formations	3	-	3	2	-	-	-	-	-	-	-	-	2	3	2
CO4	Apply quick look interpretation methods in the evaluation of hydrocarbon recognition.	3	2	2	-	3	-	-	-	-	-	-	-	3	3	2
CO5	.Interpret broad depositional environment from log signatures.	3	-	3	-	3	-	-	-	-	-	-	-	2	3	2
<b>Overall CO</b>		3	2	3	2	3	2	-	-	-	-	-	2	3	3	2

1, 2 and 3 are correlation levels with weightings as Slight (Low), Moderate (Medium) and Substantial (High) respectively

**UNIT I MOLECULAR DIFFUSION****9**

Introduction to mass transfer operations; Molecular diffusion in gases, liquids and solids; diffusivity measurement and prediction; multi-component diffusion.

**UNIT II CONVECTIVE TRANSFER AND INTERPHASE MASS TRANSFER****9**

Eddy diffusion, concept of mass transfer coefficients, theories of mass transfer, different transport analogies, application of correlations for mass transfer coefficients, inter phase mass transfer, relationship between individual and overall mass transfer coefficients.

**UNIT III ABSORPTION****9**

Gas Absorption and Stripping – Equilibrium; material balance; limiting gas-liquid ratio; tray tower absorber - calculation of number of theoretical stages, tray efficiency, tower diameter; determination of height of packing using HTU and NTU calculations.

**UNIT IV DISTILLATION****9**

Vapour liquid equilibria - Raoult's law, Principle of distillation - flash distillation, differential distillation, steam distillation, multistage continuous rectification, Number of ideal stages by Mc.Cabe - Thiele method, Total reflux, minimum reflux ratio, optimum reflux ratio.

**UNIT V LEACHING & EXTRACTION****9**

Liquid - liquid extraction - solvent characteristics-equilibrium stage wise contact calculations for single stage extraction, multi-stage cross current extraction, multi-stage counter current operation. Solid-liquid equilibria- equilibrium diagram for leaching, single stage leaching, multi stage continuous cross current and counter current leaching, stage calculations, stage efficiency.

**TOTAL: 45 PERIODS****COURSE OUTCOMES:**

On completion of the course students are expected to

CO1: Understand the fundamentals, types and mechanism of mass transfer operations

CO2: Understand the theories of mass transfer and the concept of inter-phase mass transfer

CO3: Understand concept and determine the theoretical stages, number of transfer units and height requirements for a gas absorption process

CO4: Identify the suitable distillation techniques, determine the number of trays for stage wise contact and determine the height of the packed tower

CO5: Apply the ternary equilibrium diagram concepts for separation of liquid-liquid extraction process, Describe core principles of leaching, estimate the number of ideal stages in leaching operation

**TEXT BOOKS:**

1. Robert E. Treybal, "Mass Transfer Operations" McGraw Hill Education India
2. Christie John Geankoplis Transport Processes and Separation Process Principles 4<sup>th</sup> Edition PHI
3. K Asokan, Mass Transfer concepts, University Press

**REFERENCES:**

1. Warren Mc Cabe, Julian Smith, Peter Harriott, Unit Operations of Chemical Engineering 7th Edition, Mc Graw Hil.
2. J.M.Coulson and J.F. Richardson with J.R.Backhurst and J.H.Harker, "Coulson and Richardson's chemical Engineering", Vol.1, "Fluid Flow, Heat Transfer and Mass Transfer", Butterworth Heinmann, 6th Edition, 2000.

Course articulation matrix

Course Outcome s	Statements	Program Outcomes														
		PO 1	PO 2	PO 3	PO4	PO 5	PO 6	PO 7	PO 8	PO 9	PO 10	PO 11	PO 12	PS O1	PS O2	PS O3
CO1	Understand the fundamentals, types and mechanism of mass transfer operations	3	3	3	-	-	-	-	-	-	-	-	3	3	-	-
CO2	Understand the theories of mass transfer and the concept of inter-phase mass transfer	3	3	3	-	-	-	-	-	-	-	-	3	3	-	-
CO3	Understand concept and determine the theoretical stages, number of transfer units and height requirements for a gas absorption process	3	3	3	-	-	1	1	1	-	1	-	3	3	2	2
CO4	Identify the suitable distillation techniques, determine the number of trays for stage wise contact and determine the height of the packed tower	3	3	3	-	-	1	1	1	-	1	-	3	3	2	2
CO5	Apply the ternary equilibrium diagram concepts for separation of liquid-liquid extraction process , Describe core principles of leaching, estimate the number of ideal stages in leaching operation	3	3	3	-	-	1	1	1	-	1	-	3	3	2	2
OVERALL CO		3	3	3	-	-	1	1	1	-	1	-	3	3	2	2

1, 2 and 3 are correlation levels with weightings as Slight (Low), Moderate (Medium) and Substantial (High) respectively

**OBJECTIVE:**

- Students will gain knowledge about petroleum refining process and production of petrochemical products

**UNIT I**

9

Origin, Formation and Evaluation of Crude Oil. Testing of Petroleum Products. Refining of Petroleum – Atmospheric and Vacuum Distillation.

**UNIT II**

9

Cracking, Thermal Cracking, Vis-breaking, Catalytic Cracking (FCC), Hydro Cracking, Coking and Air Blowing of Bitumen.

**UNIT III**

9

Treatment Techniques: Removal of Sulphur Compounds in all Petroleum Fractions to improve performance, Solvent Treatment Processes, Dewaxing, Clay Treatment and Hydrofining.

**UNIT IV**

9

Cracking of Naphtha and Feed stock gas for the production of Ethylene, Propylene, Isobutylene and Butadiene. Production of Acetylene from Methane, Catalytic Reforming of Petroleum Feed Stocks and Extraction of Aromatics.

**UNIT V**

9

Production of Petrochemicals like Dimethyl Terephthalate (DMT), Ethylene Glycol, Synthetic Glycerine, Linear Alkyl Benzene (LAB), Acrylonitrile, Methyl Methacrylate (MMA), Vinyl Acetate Monomer, Phthalic Anhydride, Maleic Anhydride, Phenol and Acetone, Methanol, Formaldehyde, Acetaldehyde, Pentaerythritol and Production of Carbon Black.

**TOTAL: 45 PERIODS****OUTCOMES:**

- Understand the classification, composition and testing methods of crude petroleum / product
- Understand to develop innovative refining process
- Apply the knowledge of treatment processes to develop the manufacture of petroleum products.
- Know about the different reaction mechanism for the manufacture of petroleum products.
- Acquiring to develop quality control and assurance techniques in petroleum refining.

**TEXT BOOKS:**

- Nelson, W. L., "Petroleum Refinery Engineering", 4<sup>th</sup> Edn., McGraw Hill, New York, 1985.
- Bhaskara Rao, B. K., "Modern Petroleum Refining Processes", 2<sup>nd</sup> Edn., Oxford and IBH Publishing Company, New Delhi, 1990.
- Bhaskara Rao, B. K. "A Text on Petrochemicals", 1<sup>st</sup> Edn., Khanna Publishers, New Delhi, 1987.
- Wiseman. P., Petrochemicals, UMIST Series in Science and Technology.
- H. Steiner, Introduction to petrochemicals Industry', Pergamon, 1961.

**Course Articulation Matrix:**

Course Outcomes	Statement	Program Outcome															
		P	P	P	P	P	P	P	P	P	P	P	P	P	P	P	
		O	O	O	O	O	O	O	O	O	O	O	O	S	S	S	S
		1	2	3	4	5	6	7	8	9	0	1	2	O	O	O	O

														1	2	3	4
CO1	Understand the classification, composition and testing methods of crude petroleum / product	3	-	-	-	2	-	-	-	-	-	-	-	3	2	3	-
CO2	Understand to develop innovative refining process	3	-	3	2	3	-	-	-	-	-	-	-	3	3	2	-
CO3	Apply the knowledge of treatment processes to develop the manufacture of petroleum products.	3	-	2	2	-	-	-	-	-	-	-	-	3	2	2	-
CO4	Acquiring to develop quality control and assurance techniques in petroleum refining.	3	-	3	2	2	-	-	-	-	-	-	-	3	3	2	-
CO5	Acquiring to develop quality control and assurance techniques in petroleum refining.	2	-	2	3	3	-	-	-	-	-	-	-	3	2	3	-
<b>Overall CO</b>		3	-	3	2	3	-	-	-	-	-	-	-	3	2	2	-

**CPE331**

**CHEMICAL REACTION ENGINEERING**

**L T P C  
3 0 0 3**

**OBJECTIVE:**

- To enable the students to gain knowledge on different types of chemical reactors, the design of chemical reactors under isothermal and non-isothermal conditions

**UNIT I KINETICS OF HOMOGENEOUS REACTIONS**

**9**

Rate equation, elementary, non-elementary reactions, theories of reaction rate - Arrhenius theory, interpretation of kinetic data, integral and differential analysis.

**UNIT II IDEAL REACTORS**

**9**

Design equation for constant and variable volume batch reactors, Design of continuous reactors - stirred tank and tubular flow reactor, recycle reactors, combination of reactors-Equal sized CSTRs in series and parallel - Equal sized PFRs in series and parallel, size comparison of reactors.

**UNIT III MULTIPLE REACTIONS**

**9**

Design of reactors for multiple reactions – Series, parallel Reactions - factors affecting choice, optimum yield and conversion, selectivity, reactivity.



**UNIT IV NON-ISOTHERMAL REACTORS****9**

Heats of reaction and equilibrium conversion from thermodynamics, Non-isothermal homogeneous reactor systems, adiabatic reactors, Material and energy balances in batch reactors, Material and energy balances in plug flow and mixed flow reactors.

**UNIT V NON-IDEAL REACTORS****9**

Residence time distribution as a factor of performance; residence time functions and relationship between them in reactors; basic models for non-ideal flow-single parameter model, conversion in non-ideal reactors.

**TOTAL: 45 PERIODS****OUTCOMES:****On completion of the course, the students would be able to**

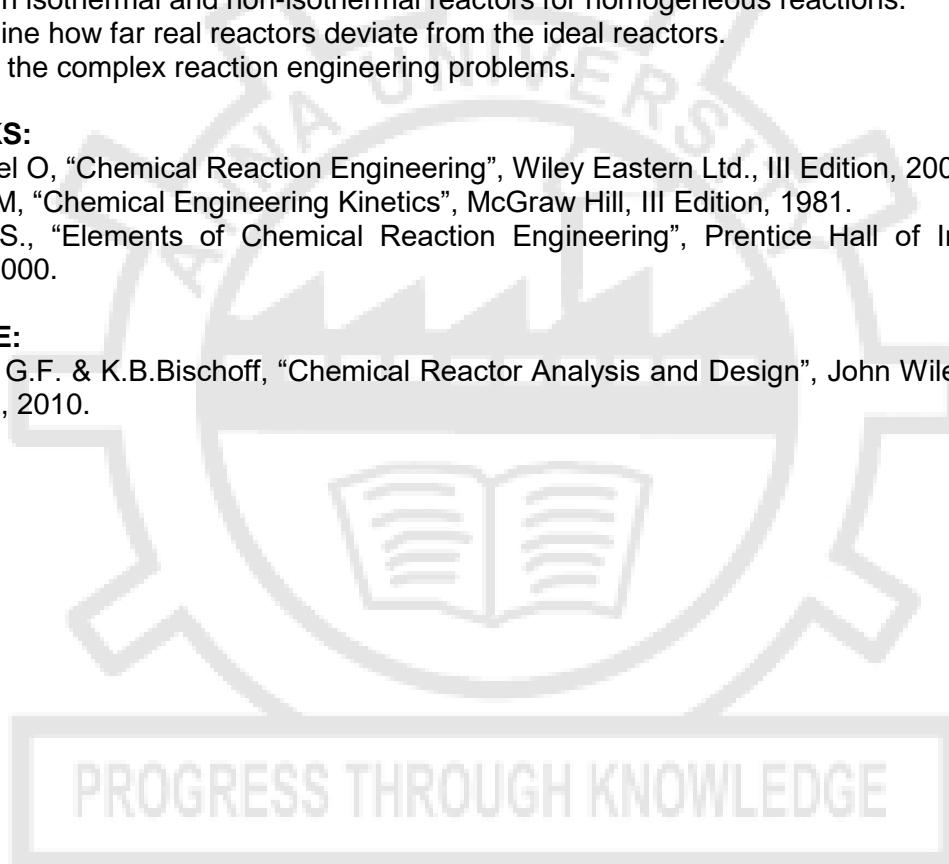
1. Apply the principles of reaction kinetics, formulate rate equations and analyze the batch reactor data.
2. Analyze the experimental kinetic data to select a suitable reactor for a particular application and to work out conversion and space time for different types of reactors.
3. Evaluate selectivity, reactivity and yield for parallel and mixed reactions.
4. Design isothermal and non-isothermal reactors for homogeneous reactions.
5. Examine how far real reactors deviate from the ideal reactors.
6. Solve the complex reaction engineering problems.

**TEXT BOOKS:**

1. Levenspiel O, "Chemical Reaction Engineering", Wiley Eastern Ltd., III Edition, 2000.
2. Smith, J.M, "Chemical Engineering Kinetics", McGraw Hill, III Edition, 1981.
3. Fogler.H.S., "Elements of Chemical Reaction Engineering", Prentice Hall of India Ltd., III Edition, 2000.

**REFERENCE:**

1. Froment. G.F. & K.B.Bischoff, "Chemical Reactor Analysis and Design", John Wiley and Sons, III Edition, 2010.



### Course Articulation Matrix: CHEMICAL REACTION ENGINEERING

Course Outcomes	Statement	Program Outcomes													
		PO1	PO2	PO3	PO4	PO5	PO6	PO7	PO8	PO9	PO10	PO11	PO12	PSO1	PSO2
CO1	Apply the principles of reaction kinetics, formulate rate equations and analyze the batch reactor data.	3	3	2	2	-	-	-	-	-	-	-	1	3	2
CO2	Analyze the experimental kinetic data to select a suitable reactor.	3	3	3	2	-	-	-	-	-	-	-	-	3	3
CO3	Evaluate selectivity, reactivity and yield for multiple reactions.	2	3	2	3	-	-	-	-	-	-	-	-	2	2
CO4	Design isothermal and non-isothermal reactors for homogeneous reactions.	3	3	2	3	-	-	-	-	-	-	-	-	3	2
CO5	Examine how far real reactors deviate from the ideal reactors.	2	3	3	2	-	2	-	-	-	-	-	-	2	2
CO6	Solve the complex reaction engineering problems.	2	2	1	3	-	-	-	-	-	-	-	-	3	3
<b>Overall CO</b>		3	3	2	3	0	0	0	0	0	0	0	0	3	2

1, 2 and 3 are correlation levels with weightings as Slight (Low), Moderate (Medium) and Substantial (High) respectively

PROGRESS THROUGH KNOWLEDGE

**OBJECTIVE:**

- To enable the students to learn the design aspects of fluidized beds.

<b>UNIT</b>	<b>BASICS OF FLUIDIZATION</b>	<b>9</b>
Packed bed – Velocity – Pressure drop relations – Correlations of Ergun, Kozney karman – On set of fluidization – Properties of fluidized beds – Development of fluidization from fixed bed.		
<b>UNIT II</b>	<b>FLUIDIZED BED TYPES</b>	<b>9</b>
Minimum fluidization conditions – Expanded bed – Elutriation – Moving solids and dilute phase – spouted bed.		
<b>UNIT III</b>	<b>DESIGN ASPECTS</b>	<b>9</b>
Channeling – Bed expansion in liquid – Solid and gas – Solid fluidizations. Design aspects of fluidized bed systems.		
<b>UNIT IV</b>	<b>HEAT AND MASS TRANSFER IN FLUIDIZED BEDS</b>	<b>9</b>
Heat and mass transfer in fluidized bed systems – Industrial applications and case studies of fluidized bed systems.		
<b>UNIT V</b>	<b>OTHER TYPES OF FLUIDIZATION</b>	<b>9</b>
Single stage and multistage fluidization – Collection of fines – Use of cyclones.		
		<b>TOTAL: 45 PERIODS</b>

**OUTCOME:**

- CO1 :Understand the basics and governing equations of fluidization  
 CO2 :Understand the fluidization conditions/behaviours as well as types of fluidization  
 CO3 :Analyse and apply design concepts for designing the fluidization systems.  
 CO4 :Understand heat and mass transfer concepts & case studies in fluidization.  
 CO5 :Understand the various accessories used & stages of fluidization.  
 CO6 :knowledge on industrial applications of fluidization systems.

**TEXT BOOKS:**

- Levenspiel, "Fluidization Engineering", 2<sup>nd</sup> Edition, Butterworth – Heinmann, 1991.
- Robert H. Perry and Don W. Green, "Perry's Chemical Engineer's Hand Book", 7<sup>th</sup> Edition, Mc Graw Hill – International, 1997.

**REFERENCES:**

- Rowe and Davidson, "Fluidization", Academic Press ,1971.
- Leva, M., "Fluidization", McGraw Hill Book Co, 1959.
- Wen-Ching Yang., "Handbook of Fluidization and Fluid-Particle Systems", Marcel Dekker Inc, 2003.

Course Outcomes	Statement	FLUIDIZATION ENGINEERING													
		PO 1	PO 2	PO 3	PO 4	PO5	PO6	PO7	PO8	PO9	PO10	PO11	PO12	PSO1	PSO2
CO1	Understand the basics and governing equations of fluidization	3	1	-	3	2	-	-	-	-	-	-	1	-	1
CO2	Understand the fluidization conditions/behaviours as well as types of fluidization	2	1	-	3	2	-	-	-	-	-	-	1	-	1
CO3	Analyse and apply design concepts for designing the fluidization systems.	2	1	-	3	2	-	-	-	-	-	-	1	-	1
CO4	Understand heat and mass transfer concepts & case studies in fluidization.	2	1	-	3	2	-	-	-	-	-	-	1	-	1
CO5	Understand the various accessories used & stages of fluidization.	2	1	-	3	2	-	-	-	-	-	-	1	-	1
CO6	knowledge on industrial applications of fluidization systems.	1	1	-	3	2	-	-	-	-	-	-	1	-	1
<b>Overall CO</b>		2	1	0	3	2	0	0	0	0	0	0	1	-	1

PROGRESS THROUGH KNOWLEDGE

**OBJECTIVE:**

- To understand the types of corrosion found in the petroleum industries. This course will provide the student with knowledge of the analytical methods needed to diagnose, treat, and monitor corrosion to reduce costs, protect the environment, and increase safety.

**UNIT I****9**

Introduction to corrosion control. Definitions - Materials involved - Basic corrosion principles - corrosion rate. Electrochemical reactions. Electrode potentials – passivity – temperature – pressure – velocity – conductivity - pH - dissolved gases. Corrosion in oil and gas production.

**UNIT II****9**

Forms of corrosion – uniform corrosion – Pitting - Galvanic corrosion - Intergranular and weld corrosion - Selective Leaching - Stress corrosion. Impingement - Hydrogen embrittlement – Corrosion fatigue.

**UNIT III****9**

Role of oxygen in oil field corrosion- down hole and surface equipment - water flood. Removal of oxygen, analysis and criteria for control. Role of carbon dioxide (CO<sub>2</sub>) in corrosion-Effect of temperature and pressure - Corrosion of well tubing and other equipments. Role of hydrogen sulphide (H<sub>2</sub>S)-Corrosion in downhole, surface, storage and pipelines.

**UNIT IV****9**

Corrosion prevention methods - Principles of operation and applications systems. Cathodic protection – Galvanic systems - Corrosion prevention coatings- Corrosion prevention inhibitors- types of corrosion inhibitors- Inhibitor selection and injection.

**UNIT V****9**

Inspection and corrosion monitoring. Oil treatment corrosion - crude oil properties - desalting-sweetening processes. Corrosion in oil storage tank corrosion- oilfield and oil treating facilities-oil/gas pipelines -offshore platforms- subsea systems.

**TOTAL: 45 PERIODS****OUTCOME:**

- CO1 : Understand the basic concepts of corrosion and its impacts.  
 CO2 : Understand the various types of corrosion in petroleum processes.  
 CO.3 : Gain knowledge on removal techniques of various gases in pipelines applications.  
 CO4 : Understand the corrosion preventing methods.  
 CO5 : Design the offshore drilling structures based on project requirement.  
 CO6 : Evaluate the corrosion rate and propose the protection method based on environmental considerations.

**TEXT BOOKS:**

- “Corrosion control in Petroleum production”-TPC 5-2-nd edition H.G.Byars NACE International, 1999.
- Chemical engineering series, Coulson and Richardson, Mc Graw Hill Publications.

**REFERENCE:**

- Standard Handbook of Petroleum and Natural Gas Engineering. 2<sup>nd</sup> Edition. William C Lyons, Gary C Plisga. Gulf Professional Publishing.

**Course Articulation Matrix:**

Course Outcomes	Statement	Program Outcome													
		PO1	PO2	PO3	PO4	PO5	PO6	PO7	PO8	PO9	PO10	PO11	PO12	PSO1	PSO2
CO1	Understand the basic concepts of corrosion and its impacts.	3	2	1	-	-	-	-	-	-	1	-	2	2	2
CO2	Understand the various types of corrosion in in petroleum processes.	2	2	2	-	-	-	-	-	-	1	-	2	3	2
CO3	Gain knowledge on removal techniques of various gases in pipelines applications.	2	2	2	-	-	-	-	-	-	1	-	2	3	2
CO4	Understand the corrosion preventing methods	2	2	2	-	-	-	-	-	-	1	-	2	2	2
CO5	Design the offshore drilling structures based on project requirement	2	2	2	-	-	-	-	-	-	1	-	2	3	2
CO6	Evaluate the corrosion rate and propose the protection method based on environmental considerations.	1	2	2	-	-	-	-	-	-	1	-	2	2	2
<b>Overall CO</b>		2	2	1	0	0	0	0	0	0	1	0	2	2	2

1, 2 and 3 are correlation levels with weightings as Slight (Low), Moderate (Medium) and Substantial (High) respectively

PROGRESS THROUGH KNOWLEDGE

**OBJECTIVE:**

• To enable the students to understand the process plant utilities and optimization techniques to optimize various parameters in chemical industries.

**UNIT I IMPORTANT OF UTILITIES****9**

Hard and Soft water, Requisites of Industrial Water and its uses. Methods of water Treatment such as Chemical Softening and Demineralization, Resins used for Water Softening and Reverse Osmosis. Effects of impure Boiler Feed Water.

**UNIT II STEAM AND STEAM GENERATION****9**

Properties of Steam, problems based on Steam, Types of Steam Generator such as Solid Fuel Fired Boiler, Waste Gas Fired Boiler and Fluidized Bed Boiler. Scaling and Trouble Shooting. Steam Traps and Accessories.

**UNIT III REFRIGERATION****9**

Refrigeration Cycles, Methods of Refrigeration used in Industry and Different Types of Refrigerants such as Monochlorodifluoro Methane, Chlorofluoro Carbons and Brins. Refrigerating Effects and Liquefaction Processes.

**UNIT IV COMPRESSED AIR****9**

Classification of Compressor, Reciprocating Compressor, Single Stage and Two Stage Compressor, Velocity Diagram for Centrifugal Compressor, Slip Factor, Impeller Blade Shape. Properties of Air – Water Vapors and use of Humidity Chart. Equipments used for Humidification, Dehumidification and Cooling Towers.

**UNIT V FUEL AND WASTE DISPOSAL****9**

Types of Fuel used in Chemical Process Industries for Power Generation such as Natural Gas, Liquid Petroleum Fuels, Coal and Coke. Internal Combustion Engine, Petrol and Diesel Engine. Waste Disposal.

**TOTAL: 45 PERIODS****OUTCOME:**

On completion of the course, the students will be able to

CO1: gain knowledge in the importance of process plant utilities

CO2: be familiar on various types of steam generators and boiler corrosion

CO3: Understand the concept of refrigeration used in industries

CO4: Learn the classification of compressors and humidification equipments

CO5: Understand the Requisites Fuel Disposal and Waste Disposal

**TEXT BOOKS:**

1. Eckenfelder, W. W., Jr. "Industrial Water Pollution Control" McGraw-Hill: New York, 1966.

2. P. L. Ballaney, "Thermal Engineering", Khanna Publisher New Delhi, 1986.

3. Perry R. H. Green D. W. "Perry's chemical Engineer's Handbook", McGraw Hill, New York, 2007.

**REFERENCE:**

1. P. N. Ananthanarayan, "Basic Refrigeration & Air conditioning", Tata McGraw Hill, New Delhi, 2007.

Course Articulation matrix:

Course Outcomes	Statements	Program Outcomes														
		PO1	PO2	PO3	PO4	PO5	PO6	PO7	PO8	PO9	PO10	PO11	PO12	PSO1	PSO2	PSO3
CO1	gain knowledge in the importance of process plant utilities	2	-	-	-	-	1	1	1	1	2	2	2	2	2	2
CO2	be familiar on various types of steam generators and boiler corrosion	2	2	2	2	2	1	1	1	1	2	2	2	2	2	2
CO3	Understand the concept of refrigeration used in industries	2	2	2	2	2	1	1	1	1	2	2	2	2	2	2
CO4	Learn the classification of compressors and humidification equipments	2	2	2	2	2	1	1	1	1	2	2	2	2	2	2
CO5	Understand the Requisites Fuel Disposal and Waste Disposal	2	2	2	2	2	2	1	1	1	2	2	2	2	2	2
Overall CO		2	2	2	2	2	1	1	1	1	2	2	2	2	2	2

1, 2 and 3 are correlation levels with weightings as Slight (Low), Moderate (Medium) and Substantial (High) respectively



**OBJECTIVE:**

This course offers an insight into the design, operation and maintenance of pipes and piping networks.

**UNIT I PIPING FUNDAMENTALS: 9**

Introduction to Piping – Pipe and tube, Classification of Pipes, Piping Materials and Selection criteria, Piping components – Valves, Joints and Fittings. Fluid Flow Problems – Estimation of Major and Minor Losses, Pumping requirements

**UNIT II PIPING IN PRACTICE: 9**

Piping Network – Series and Parallel pipes, Pipe Network analysis using spreadsheets. piping for pumps and compressor

**UNIT III GENERIC PIPING DESIGNS: 9**

Usage of Standard and codes. Piping Design – material compatibility, estimation of optimum diameter, selection of valves and fittings, complexity factor, stress analysis, selection of pipe supports.

**UNIT IV PIPING SYSTEMS: 9**

Design considerations for piping systems – water and waste water, steam, compressed air, industrial gases, oil, refrigeration, solid and slurry systems

**UNIT V OPERATION AND MAINTENANCE: 9**

Inspection of Pipelines – Testing techniques and leak detection. Maintenance – Cleaning, coating, freeze prevention, drag reduction, insulation, Common failures and repair techniques, Piping Plan development

**TOTAL: 45 PERIODS****OUTCOMES:**

On the completion of the course students are expected to

**CO1:** Apply the fundamental principles of fluid mechanics to solve fluid flow problems

**CO2:** Interpret the piping symbols and codes and sketch a piping layout for a given Problem.

**CO3:** Describe the concepts of generic piping design for optimal design of piping systems

**CO4:** Explain the process of design of various pipelines systems

**CO5:** Discuss the techniques involved in inspection and maintenance of pipelines

**CO6 :** Explain various applications of pipes & pipeline systems in process industries

**TEXT BOOKS**

1. Henry Liu, "Pipeline Engineering", 2nd Edition, Lewis Publishers, United State of America, 2003. Unit I & II
2. Mohinder L. Nayyar, "Piping Handbook", 7th Edition, Tata McGraw Hill Publishing Company Ltd, United States of America, 2000. Unit III, IV & V

**REFERENCES:**

1. John J Mcketta, "Piping Handbook", 3rd Edition, Marcel Dekker Inc, United State of America, 1992.

Course Outcomes	Statement	PIPING ENGINEERING													
		PO 1	PO 2	PO 3	PO 4	PO5	PO 6	PO 7	PO 8	PO 9	PO1 0	PO1 1	PO12	PSO1	PSO2
CO1	Apply the fundamental principles of fluid mechanics to solve fluid flow problems	3	2	-	3	2	-	-	-	-	-	-	1	1	-
CO2	Interpret the piping symbols and codes and sketch a piping layout for a given Problem.	2	2	-	3	2	-	-	-	-	-	-	1	1	-
CO3	Describe the concepts of generic piping design for optimal design of piping systems	2	2	-	3	2	-	-	-	-	-	-	1	1	-
CO4	Explain the process of design of various pipeline systems	2	2	-	3	2	-	-	-	-	-	-	1	1	-
CO5	Discuss the techniques involved in inspection and maintenance of pipelines	2	2	-	3	2	-	-	-	-	-	-	1	1	-
CO6	Explain various applications of pipes & pipeline systems in process industries	1	2	-	3	2	-	-	-	-	-	-	1	1	-
<b>Overall CO</b>		2	2	0	3	2	0	0	0	0	0	0	1	1	0

PROGRESS THROUGH KNOWLEDGE

**OBJECTIVE:**

- To understand the natural gas regasification technology, crude oil transportation and to learn the concepts of storage.

**UNIT I INTRODUCTION****9**

Crude oil Trade, Selection of Port Location, Ship Building/Shipyards.

**UNIT II NATURAL GAS REGASIFICATION TECHNOLOGY****9**

Commercial Sourcing of Natural Gas, Different Kinds of Regasification Techniques, Regasification Process &amp; Cold Utilization, Synchronization of Degasified gas and Pipelines, Current Status in India

**UNIT III CRUDE OIL TRANSPORTATION****9**

Transportation techniques of crude oil, Pipeline specification, Corrosion Prevention techniques, Pressure drop, Pumps and Booster station, Wax deposition and prevention, Chemical treatment

**UNIT IV DESIGN****9**

Basic Engineering Aspects of Terminal Design, Design of Liquefaction Train, Ship Building/Shipyards, Storage Facilities

**UNIT V CHARTERTICS OF STORAGE****9**

Supply &amp; Demand, Variation Gas Field &amp; Aquifers, Technical Qualities and Storage, Properties of Storage Reservoir, Rocks &amp; Fluids. Flow through Storage Reservoir; Inventory Concept, Pressure-Content Hysteresis, Inventory Verification, Gas Flow Performance, Gas Deliverability. Design &amp; Development of Underground Storage Fields: Operation of Storage Fields. Threshold Pressure. Water Influx/Efflux Quantities. Aquifer Equilibrium Pressure. Error and Uncertainty. Gas Storage in Salt Cavity &amp; Caverns: Thermodynamics, Temperature and Pressure Effect. Recent Developments Advanced Storage Techniques, Case Histories.

**TOTAL: 45 PERIODS****OUTCOME:**

CO1: Students would be able to design various terminal design.

CO2: They will be familiarize with the storage systems.

CO3: Compute the Different Kinds of Regasification Techniques.

CO4: Evaluate the Pipeline specification, Corrosion Prevention techniques

CO5: To know about the Properties of Storage Reservoir, Rocks &amp; Fluids

CO6:Regulate the Pressure- Content Hysteresis

**TEXT BOOKS:**

1. Oilfield Processing: Crude Oil (Oilfield Processing of Petroleum R. Solvay, Pennwell Books 1995.
2. Advances in Environmental Control Technology: Storage Tank Paul Cheremisinoff Gulf Professional Publishing; 1ST edition (May 9, 1996)

### Course Articulation Matrix: STORAGE TRANSPORTATION OF CRUDE OIL AND NATURAL GAS

Course Outcomes	Statement	Program Outcome													
		PO1	PO2	PO3	PO4	PO5	PO6	PO7	PO8	PO9	PO10	PO11	PO12	PSO1	PSO2
CO1	Students would be able to design various terminal design.	3	3	3	2	2	1	1	-	1	1	1	2	2	2
CO2	They will be familiarize with the storage systems.	3	3	3	2	2	1	1	-	1	1	1	2	2	2
CO3	Compute the Different Kinds of Regasification Techniques.	3	3	3	2	2	1	1	-	1	1	1	2	2	2
CO4	Evaluate the Pipeline specification, Corrosion Prevention techniques	3	3	3	1	1	1	1	-	1	1	1	2	2	2
CO5	To know about the Properties of Storage Reservoir, Rocks & Fluids	3	3	3	3	3	1	1	-	1	1	1	2	2	2
CO6	Regulate the Pressure-Content Hysteresis	3	3	3	1	1	1	1	-	1	1	1	2	2	2
<b>Overall CO</b>		3	3	3	2	2	1	1	-	1	1	1	2	2	2

1, 2 and 3 are correlation levels with weightings as Slight (Low), Moderate (Medium) and Substantial (High) respectively.

PROGRESS THROUGH KNOWLEDGE

**OBJECTIVE**

The course is aimed to

- To understand about basic concepts behind the product design.
- To know the concept behind the selection and testing of the design.
- To learn about the product architecture.
- To know about the Industrial design.
- To understand the manufacturing design.

**UNIT I INTRODUCTION****9**

Strategic importance of Product development - integration of customer, designer, material supplier and process planner, Competitor and customer - behavior analysis. Understanding customer-promoting customer understanding-involve customer in development and managing requirements - Organization process management and improvement.

**UNIT II CONCEPT GENERATION, SELECTION AND TESTING****9**

Plan and establish product specifications. Task - Structured approaches - clarification - search externally and internally-Explore systematically - reflect on the solutions and processes - concept selection - methodology - benefits. Implications - Product change - variety – component standardization - product performance – manufacturability.

**UNIT III PRODUCT ARCHITECTURE****9**

Product development management - establishing the architecture - creation - clustering - geometric layout development - Fundamental and incidental interactions - related system level design issues - secondary systems -architecture of the chunks - creating detailed interface specifications-Portfolio Architecture.

**UNIT IV INDUSTRIAL DESIGN****9**

Integrate process design - Managing costs - Robust design - Integrating CAE, CAD, CAM tools – Simulating product performance and manufacturing processes electronically – Need for industrial design-impact – design process - investigation of customer needs - conceptualization - refinement - management of the industrial design process.

**UNIT V DESIGN FOR MANUFACTURING AND PRODUCT DEVELOPMENT****9**

Definition - Estimation of Manufacturing cost-reducing the component costs and assembly costs – Minimize system complexity - Prototype basics - Principles of prototyping – Planning for prototypes - Economic Analysis.

**TOTAL : 45 PERIODS****COURSE OUTCOMES:**

On completion of the course students are expected to

CO1: Know the basic concepts and importance of product design.

CO2: Understand the planning, selection criteria of the design and products.

CO3: Gain knowledge about the product management and architecture.

CO4: Understand the industrial design and tools for designs.

CO5: Understand the economic analysis of the design.

**TEXT BOOK**

1. Ulrich K.T. and Eppinger S.D., "Product Design and Development" McGraw – Hill International Editions,1999.

**REFERENCES**

1. Belz A., 36-Hour Course: "Product Development" McGraw-Hill, 2010.
2. Rosenthal S., "Effective Product Design and Development", Business One Orwin, Homewood, 1992, ISBN 1-55623-603-4.
3. Pugh S., "Total Design – Integrated Methods for successful Product Engineering", Addison Wesley Publishing, 1991, ISBN 0-202-41639-5

### Course Articulation Matrix: PRODUCT DESIGN AND DEVELOPMENT FOR PETROCHEMICAL ENGINEERS

Course Outcomes	Statement	Program Outcome													
		PO1	PO2	PO3	PO4	PO5	PO6	PO7	PO8	PO9	PO10	PO11	PO12	PSO1	PSO2
CO1	Know the basic concepts and importance of product design.	3	3	3	3	2	-	-	-	-	-	1	2	3	3
CO2	Understand the planning, selection criteria of the design and products.	3	3	3	3	2	-	1	-	-	-	1	2	3	3
CO3	Gain knowledge about the product management and architecture.	3	3	3	3	2	-	1	-	-	-	1	2	3	3
CO4	Understand the industrial design and tools for designs.	3	3	3	3	2	-	-	-	-	-	1	2	3	3
CO5	Understand the economic analysis of the design.	3	3	3	3	2	-	-	-	-	-	1	2	3	3
<b>Overall CO</b>		<b>3</b>	<b>3</b>	<b>3</b>	<b>3</b>	<b>2</b>	<b>-</b>	<b>1</b>	<b>-</b>	<b>-</b>	<b>-</b>	<b>1</b>	<b>2</b>	<b>3</b>	<b>3</b>

1, 2 and 3 are correlation levels with weightings as Slight (Low), Moderate (Medium) and Substantial (High) respectively

PROGRESS THROUGH KNOWLEDGE

**OBJECTIVES:**

- The main objective is to present the industrial related problems, procedures and design.
- Principles for pressure vessels and enhance the understanding of design procedure of pressure vessel and supports.

**UNIT I DESIGN OF PIPE FITTINGS AND JOINTS 9**

Stress-strain relationships of elastic materials subjected to tensile, compressive and shear forces; Membrane stresses in shells of revolutions; Theories of failures. Design and schematic of simple bolts and screws. Design and drawing of shafts and couplings.

**UNIT II DESIGN OF PRESSURE VESSELS 9**

Unfired pressure vessel: Pressure vessel codes; Design of cylindrical and spherical shells under internal and external pressures; Selection and design of flat plate, tori spherical, ellipsoidal, and conical closures; Shell design of tall vertical vessels; Compensations of openings.

**UNIT III DESIGN OF STORAGE VESSELS 9**

Liquid storage tanks: Storage tank codes; Classification; Design of shell, bottom plates, self-supported, and column supported roofs; Wind girder; Nozzles and other accessories.

**UNIT IV FABRICATION AND MATERIALS 9**

Fabrication of equipment: Major fabrication steps; Vessel lining; Materials used in fabrication of Chemical Equipments. Vessel Coatings – selection and application. Selection of process equipment's material. Material selection for process fluids.

**UNIT V DESIGN OF SUPPORTS FOR VESSELS 9**

Introduction – Types of Support – Design of Skirts, Brackets, Saddle and Leg supports. Special types of supports for vessels.

**TOTAL: 45 PERIODS****OUTCOME:**

- CO1: Students would be able to understand the principles Stress-strain relationships of elastic materials Design and drawing of shafts and couplings
- CO2: Enhanced the knowledge on Design of cylindrical and spherical shells under internal and external pressures.
- CO3: Study on Fundamental and Technological principled involved in design of storage vessels.
- CO4: Understanding the principles involved in Material selection for process fluids.
- CO5: Understanding the principles involved in piping layout and piping stress Analysis.
- CO6: Skills on Fundamental and Technological principles involved design of pressure vessels and storage vessels

**TEXT BOOKS:**

1. R.S. Khurmi, "Textbook of Machine design". S. Chand & Company , XXV Edition, 2005.
2. M.V. Joshi and V.V. Mahajan, "Design of Process Equipment Design", McMillan India III Edition 1994.
3. Bhattacharyya, B.C., "Introduction to chemical Equipment Design: Mechanical aspects", CBS Publishers & Distributors, New Delhi.

**REFERENCES:**

1. S.D. Dawande, "Process Design of Equipments", Central Techno Publications, Nagpur, 2000.
2. Indian Standard Specifications IS-803, 1962; IS-4072, 1967; IS-2825, 1969. Indian Standards Institution, New Delhi.
3. R.H. Perry, "Chemical Engineers' Handbook", McGraw-Hill.

4. Ludwig, E.E., Applied Process Design for Chemical and Petrochemical Plants”, Volume I, II, and III, Gulf Publishing Co.
5. J.M. Coulson and J.Richardson, “Chemical Engineering”, Vol. 6, Asian Books Printers Ltd.





**Course Articulation Matrix: DESIGN OF PRESSURE VESSELS AND STORAGE VESSELS**

Course Outcomes	Statement	PROGRAM OUTCOME													
		PO1	PO2	PO3	PO4	PO5	PO6	PO7	PO8	PO9	PO10	PO11	PO12	PSO1	PSO2
CO1	Students would be able to understand the principles Stress-strain relationships of elastic materials Design and drawing of shafts and couplings	3	3	3	2	2	3	1	-	1	2	3	3	3	3
CO2	Enhanced the knowledge on Design of cylindrical and spherical shells under internal and external pressures.	3	3	3	2	3	3	1	-	1	2	2	3	3	3
CO3	Study on Fundamental and Technological principled involved in design of storage vessels.	3	3	3	2	2	3	1	-	1	2	1	3	3	3
CO4	Understanding the principles involved in Material selection for process fluids.	3	3	3	2	3	3	1	-	1	2	1	3	3	3
CO5	Understanding the principles involved in piping layout and piping stress Analysis.	3	3	3	2	2	3	1	-	1	3	2	3	2	3
CO6	Skills on Fundamental and Technological principles involved design of pressure vessels and storage vessels	3	3	3	2	3	3	1	-	1	1	3	3	2	3
<b>OVERALL CO</b>		3	3	3	2	2	2	1	-	1	2	2	3	3	3

1, 2 and 3 are correlation levels with weightings as Slight (Low), Moderate (Medium) and Substantial (High) respectively

PROGRESS THROUGH KNOWLEDGE



### Course Articulation Matrix: NATURAL GAS AND LNG PROCESSES

Course Outcomes	Statement	PROGRAM OUTCOME													
		PO1	PO 2	PO3	PO4	PO 5	PO 6	PO 7	PO 8	PO9	PO10	PO11	PO12	PSO1	PSO2
CO1	Remembering knowledge about Natural gas processing.	3	3	3	2	2	1	1	-	1	1	1	2	2	2
CO2	Understanding about Natural gas processing, Gas Compression, Gas Gathering and Transport Installation.	3	3	3	2	2	1	1	-	1	1	1	2	2	2
CO3	Appling knowledge about Operation and trouble shooting of natural gas pipelines.	3	3	3	2	2	1	1	-	1	1	1	2	2	2
CO4	Analyzing knowledge about dehydration of natural gas	3	3	3	1	1	1	1	-	1	1	1	2	2	2
CO5	Evaluating LNG processes and operations	3	3	3	3	3	1	1	-	1	1	1	2	2	2
CO6	Creating new process technology for NGE and LNG processes.	3	3	3	2	2	1	1	-	1	1	1	2	2	2
<b>OVERALL CO</b>		<b>3</b>	<b>3</b>	<b>3</b>	<b>2</b>	<b>2</b>	<b>1</b>	<b>1</b>	<b>-</b>	<b>1</b>	<b>1</b>	<b>1</b>	<b>2</b>	<b>2</b>	<b>2</b>

1, 2 and 3 are correlation levels with weightings as Slight (Low), Moderate (Medium) and Substantial (High) respectively

PROGRESS THROUGH KNOWLEDGE

**OBJECTIVE:**

- To understand the basic quantitative theories and methodologist in oil sector.

**UNIT I****9**

Supply and demand curves, the elasticity of supply and demand, public finance concepts such as consumer surplus, excise and export taxes. Forecasting techniques for the energy industry, including energy prices. Demand and supply for natural gas, cured oil and pipeline transportation, determinants of energy demand, energy markets, energy pricing, stability and performance of energy markets.

**UNIT II****9**

The economics of investment, Discounted cash flow analysis, Cost Benefit Analyses, Internal Rate of Return, NPV, Profitability Index, Natural Monopoly theory, National competition Policy, Gas Market Regulation, taxation of the oil and gas industry, government policy and trade permits, Monte Carlo analysis, Net Back Pricing, Transfer Pricing and regulatory aspects.

**UNIT III****9**

Application of petroleum engineering principles and economics to the evaluation of oil and gas projects, evaluation principles, time value of money concepts, investment measures, cost estimation, price and production forecasting, risk and uncertainty, project selection and capital budgeting inflation, escalation, operating costs, depreciation, cost recovery.

**UNIT IV****9**

Petroleum exploration and production contracts. Sharing of the economic rent, portfolio management. Value creation, Corporate finance & return on capital, economic appraisal methods for oil filed development, reservoir model costs and calculations.

**UNIT V****9**

Case studies: Economic study of an oil filed development project, petrochemical plant project, natural gas break even price, natural gas liquefaction cost, LGN transport cost, investment profitability study for a gas pipeline.

**TOTAL: 45 PERIODS****OUTCOME:**

On the completion of the course students are expected to

- CO1: Understand the concept of economics in a process plant, time value of money and cost indices.
- CO2: Able to integrate knowledge about financial statements, Depreciation and Accounting.
- CO3: Able develop economic balance for petroleum engineering equipment's and determine the optimum cost for operation.
- CO4: Understand the basics of principles of management, types of organization and MIS.
- CO5: Understand the theory behind Work measurement technique, Production planning and elements of production control in petrochemical industry.
- CO6: Understand the concept of inventory control and the role of control charts in quality control in oil and gas industry

**TEXT BOOKS:**

- Industrial Economics – An Introductory Textbook. R.R.Barthwal, 2<sup>nd</sup> Edition, New Age International Publisher.
- Managerial Economics – D.N.Divedi. 6<sup>th</sup> Revised Edition. Vikas Publishing House Private Ltd.
- Standard Handbook of Petroleum and Natural Gas Engineering. 2<sup>nd</sup> Edition. William C Lyons, Gary, C Plisga. Gulf Professional Publishing.

**REFERENCES:**

1. Petroleum Engineering Handbook. Bradely, H.B. Society of Petroleum Engineers. Richardson. Texas.
2. The Encyclopedia Americana, International Edition Volume 9, Grolier Incorporated.



**Course Articulation Matrix: PETROLEUM ECONOMICS**

Course Outcomes	Statement	PROGRAM OUTCOME													
		PO1	PO2	PO3	PO4	PO5	PO6	PO7	PO8	PO9	PO10	PO11	PO12	PSO1	PSO2
CO1	Understand the concept of economics in a process plant, time value of money and cost indices.	3	3	3	2	2	3	1	-	1	2	3	2	3	3
CO2	Able to integrate knowledge about financial statements, Depreciation and Accounting.	3	3	3	2	3	2	1	-	1	2	2	2	3	3
CO3	Able develop economic balance for petroleum engineering equipment's and determine the optimum cost for operation.	3	3	3	2	2	3	1	-	1	2	1	2	3	3
CO4	Understand the basics of principles of management, types of organization and MIS.	3	3	3	2	3	2	1	-	1	2	1	2	3	3
CO5	Understand the theory behind Work measurement technique, Production planning and elements of production control in petrochemical industry	3	3	3	2	2	3	1	-	1	3	2	2	2	3
CO6	Understand the concept of inventory control and the role of control charts in quality control in oil and gas industry	3	3	3	2	3	2	1	-	1	1	3	2	2	3
OVERALL CO		3	3	3	2	2	3	1	-	1	2	2	2	2	3

1, 2 and 3 are correlation levels with weightings as Slight (Low), Moderate (Medium) and Substantial (High)

**OBJECTIVES:**

- To educate about the health hazards and the safety measures to be followed in the industrial environment.
- Describe industrial legislations (Factories Acts, Workmen's Compensation and other laws) enacted for the protection of employees health at work settings
- Describe methods of prevention and control of Occupational Health diseases, accidents / emergencies and other hazards

**UNIT I INTRODUCTION 9**

Need for developing Environment, Health and Safety systems in work places - Accident Case Studies - Status and relationship of Acts - Regulations and Codes of Practice - Role of trade union safety representatives. International initiatives - Ergonomics and work place.

**UNIT II OCCUPATIONAL HEALTH AND HYGIENE 9**

Definition of the term occupational health and hygiene - Categories of health hazards - Exposure pathways and human responses to hazardous and toxic substances - Advantages and limitations of environmental monitoring and occupational exposure limits - Hierarchy of control measures for occupational health risks - Role of personal protective equipment and the selection criteria - Effects on humans - control methods and reduction strategies for noise, radiation and excessive stress.

**UNIT III WORKPLACE SAFETY AND SAFETY SYSTEMS 9**

Features of Satisfactory and Safe design of work premises – good housekeeping - lighting and colour, Ventilation and Heat Control – Electrical Safety – Fire Safety – Safe Systems of work for manual handling operations – Machine guarding – Working at different levels – Process and System Safety.

**UNIT IV HAZARDS AND RISK MANAGEMENT 9**

Safety appraisal - analysis and control techniques – plant safety inspection – Accident investigation - Analysis and Reporting – Hazard and Risk Management Techniques – major accident hazard control – Onsite and Offsite emergency Plans.

**UNIT V ENVIRONMENTAL HEALTH AND SAFETY MANAGEMENT 9**

Concept of Environmental Health and Safety Management – Elements of Environmental Health and Safety Management Policy and methods of its effective implementation and review – Elements of Management Principles – Education and Training – Employee Participation.

**TOTAL: 45 PERIODS****OUTCOMES:**

After completion of this course, the student is expected to be able to:

- CO1: Describe, with example, the common work-related diseases and accidents in occupational setting
- CO2: Name essential members of the Occupational Health team
- CO3: What roles can a community health practitioners play in an Occupational setting to ensure the protection, promotion and maintenance of the health of the employee
- CO4: Analyze the occupational safety and health organization.
- CO5: Obtain knowledge on accident investigation environmental health and safety management
- CO6: Know about the concept of environmental health and safety management

**REFERENCES:**

1. Fundamentals of Industrial Safety and Health by Dr.K.U.Mistry, Siddharth Prakashan, 2012
2. Environmental and Health and Safety Management by Nicholas P.Cheremisinoff and Madelyn L. Graffia, William Andrew Inc. NY, 1995
3. The Facility Manager's Guide to Environmental Health and Safety by Brian Gallant, Government Inst Publ., 2007.

4. Effective Environmental, Health, and Safety Management Using the Team Approach by Bill Taylor, Culinary and Hospitality Industry Publications Services, 2005.
5. William F.Martin, and Steven P.Levine, "Protecting Personnel at Hazardous waste Sites", Second Edition, Butterworth. Heinemann, 1994.





### Course Articulation Matrix: HEALTH SAFETY AND ENVIRONMENTAL MANAGEMENT

Course Outcomes	Statement	Program Outcome													
		PO1	PO2	PO3	PO4	PO5	PO6	PO7	PO8	PO9	PO10	PO11	PO12	PSO1	PSO2
CO1	Describe, with example, the common work-related diseases and accidents in occupational setting	3	3	3	2	2	1	1	-	1	1	1	2	2	2
CO2	Name essential members of the Occupational Health team	3	3	3	2	2	1	1	-	1	1	1	2	2	2
CO3	What roles can a community health practitioners play in an Occupational setting to ensure the protection, promotion and maintenance of the health of the employee	3	3	3	2	2	1	1	-	1	1	1	2	2	2
CO4	Analyze the occupational safety and health is organization.	3	3	3	1	1	1	1	-	1	1	1	2	2	2
CO5	Obtain knowledge on accident investigation environmental health and safety management	3	3	3	3	3	1	1	-	1	1	1	2	2	2
CO6	Know about the concept of environmental health and safety management	3	3	3	1	1	1	1	-	1	1	1	2	2	2
<b>Overall CO</b>		3	3	3	2	2	1	1	-	1	1	1	2	2	2

1, 2 and 3 are correlation levels with weightings as Slight (Low), Moderate (Medium) and Substantial (High) respectively.

**OBJECTIVES**

The course is aimed to

- To understand the need of safety in industries.
- To understand the safety regulations.
- To identify the hazards in the process plants.
- To Know about safety audit
- To understand the risk analysis techniques.

**UNIT I NEED FOR SAFETY IN INDUSTRIES 9**

Importance & objectives of safety- Safety Programmes – components and realization; Potential hazards – extreme operating conditions, toxic chemicals; safe handling

**UNIT II PLANT SAFETY AND SAFETY REGULATION 9**

Implementation of safety procedures – periodic inspection and replacement; Accidents - identification and prevention; Criteria for setting & layout of chemical plant, Factories Act and Safety Regulations.

**UNIT III PLANT HAZARDS & RISK ANALYSIS 9**

Fire hazards- Chemical hazards, Toxic hazards, Explosion hazards, Electrical hazards, Mechanical hazards, Radiation hazards, Noise hazards-Overall risk analysis--emergency planning- on site & off site emergency planning, risk management ISO 14000, EMS models case studies. Quantitative risk assessment - rapid and comprehensive risk analysis; Risk due to Radiation, explosion due to over pressure, jet fire-fire ball.

**UNIT IV SAFETY AUDIT 9**

Objective of safety audit- Hazard identification safety audits, checklist, what if analysis, vulnerability models event tree analysis fault tree analysis, Hazan past accident analysis Fixborough-Mexico-Madras-Vizag Bopal analysis

**UNIT V RISK ANALYSIS TECHNIQUES 9**

Hazard & Operability (HAZOP) studies- Hazard Analysis (HAZAN)-Fault Tree Analysis Consequence Analysis.

**TOTAL : 45 PERIODS**

**COURSE OUTCOMES:**

On completion of the course students are expected to

CO1: Understand the importance of safety and its objectives.

CO2: Understand the implementation of safety and identification and prevention of Accidents.

CO3: Know about the types of hazards, emergency plan and ISO standards for safety studies.

CO4: Do the safety audit in plants.

CO5: Do the risk analysis in industries using the various techniques.

**TEXT BOOKS**

1. Chemical Process Safety: Fundamentals with Applications, Daniel A. Crowl, J.F. Louvar, Prantice Hall, NJ, 1990.
2. Fawatt, H.H. and Wood, W.S., "Safety and Accident Prevention in Chemical Operation", Wiley Interscience, 1965.
3. Marcel, V.C., Major Chemical Hazard- Ellis Harwood Ltd., Chi Chester, UK, 1987. 4. Hyatt, N., Guidelines for process hazards analysis, hazards identification & risk analysis, Dyadem Press, 2004

**REFERENCES**

1. Handley, W., "Industrial Safety Hand Book ", 2nd Edn., McGraw-Hill Book Company, 1969.

2. Heinrich, H.W. Dan Peterson, P.E. and Rood, N., " Industrial Accident Prevention", McGraw-Hill Book Co., 1980.
3. Taylor, J.R., Risk analysis for process plant, pipelines and transport, Chapman and Hall, London, 1994



Course Articulation Matrix: **PLANT SAFETY AND RISK MANAGEMENT**

Course Outcomes	Statement	Program Outcomes													
		PO1	PO2	PO3	PO4	PO5	PO6	PO7	PO8	PO9	PO10	PO11	PO12	PSO1	PSO2
CO1	Understand the importance of safety and its objectives	3	3	3	3	1	1	3	1	1	1	1	2	2	2
CO2	Understand the implementation of safety and identification and prevention of Accidents	3	3	3	3	2	1	1	1	1	1	1	2	2	2
CO3	Know about the types of hazards, emergency plan and ISO standards for safety studies	3	3	3	3	2	1	1	1	1	1	1	2	2	2
CO4	Do the safety audit in plants.	3	3	3	3	1	1	1	1	1	1	1	2	2	2
CO5	Do the risk analysis in industries using the various techniques	3	3	3	3	2	1	1	1	1	1	1	2	2	2
<b>Overall CO</b>		3	3	3	3	2	1	1	1	1	1	1	2	2	2

1, 2 and 3 are correlation levels with weightings as Slight (Low), Moderate (Medium) and Substantial (High) respectively.

PROGRESS THROUGH KNOWLEDGE

**OBJECTIVE**

- To gain knowledge on BLEVE vapour cloud explosion.
- To learn about principles of fire extinguishers.
- To gain knowledge on industrial fire protection systems.
- To learn about the fire protection and fire safety equipment.
- To Gain knowledge on explosive control.

**UNIT I PHYSICS AND CHEMISTRY OF FIRE 9**

Fire properties of solid, liquid and gases - fire spread - toxicity of products of combustion - theory of combustion and explosion – vapour clouds – flash fire – jet fires – pool fires – unconfined vapour cloud explosion, shock waves - auto-ignition – boiling liquid expanding vapour explosion – case studies – Flixborough, Mexico disaster, Pasadena Texas, Piper Alpha, Bombay Victoria dock ship explosions, Mahul refinery explosion, Nagothanevapour cloud explosion and Vizag refinery disaster.

**UNIT II FIRE PREVENTION AND PROTECTION 9**

Sources of ignition – fire triangle Fire Tetrahedron – principles of fire extinguishing – active and passive fire protection systems – various classes of fires – A, B, C, D, E-Fire extinguishing agents- Water, Foam, Dry chemical powder, Carbon-dioxide- Halon alternatives Halocarbon compounds- Inert gases, dry powders – types of fire extinguishers – fire stoppers – hydrant pipes – hoses – monitors – fire watchers – lay out of stand pipes – fire station-fire alarms and sirens – maintenance of fire trucks – foam generators – escape from fire rescue operations – fire drills – notice-first aid for burns.

**UNIT III INDUSTRIAL FIRE PROTECTION SYSTEMS 9**

Sprinkler-hydrants-stand pipes – special fire suppression systems like deluge and emulsifier, selection criteria of the above installations, reliability, maintenance, evaluation and standards – alarm and detection systems. Other suppression systems – CO<sub>2</sub> system, foam system, dry chemical powder (DCP) system, halon system – need for halon replacement – smoke venting. Portable extinguishers – flammable liquids – tank farms – indices of inflammability-firefighting systems.

**UNIT IV BUILDING FIRE SAFETY 9**

Objectives of fire safe building design, Fire load, fire resistant material and fire testing – structural fire protection – structural integrity – concept of egress design - exit – width calculations - fire certificates – fire safety requirements for high rise buildings.

**UNIT V EXPLOSION PROTECTING SYSTEMS 9**

Principles of explosion-detonation and blast waves-explosion parameters – Explosion Protection, Containment, Flame Arrestors, isolation, suppression, venting, explosion relief of large enclosure-explosion venting-inert gases, plant for generation of inert gas rupture disc in process vessels and lines explosion, suppression system based on carbon dioxide (CO<sub>2</sub>) and halons-hazards in LPG, ammonia (NH<sub>3</sub>).

**TOTAL: 45 PERIODS****OUTCOME**

On successful completion of this course, the student will be able to

CO1 To obtain knowledge on properties of fire and case studies related to fire

CO2 To make familiar about basic concepts of fire and explosion science.

CO3 To know the different source of ignition and their prevention techniques.

CO4 To understand the operation of various types of firefighting equipments.

CO5 To understand the causes and prevention of explosion.

CO6 To equip the students to effectively employ explosion protection techniques and their significances to suit the industrial requirement.

**REFERENCES:**

1. "Fire safety management", 3<sup>rd</sup> edition – DanialE.DellaGiustina – 2014.
2. "Manual of fire safety ", N.Seghaprakash – 2011.
3. "A hand book of fire technology", R. S. Gupta – 2010.
4. "Dust explosion and fire prevention handbook", Nicholas P. Cheremisinoff – 2014.
5. "Industrial Fire Protection Handbook", R.CraigSchrool – 2002.



**Course Articulation Matrix: FIRE AND EXPLOSION CONTROL**

Course Outcome's	Statement	Program Outcome													
		PO1	PO2	PO3	PO4	PO5	PO6	PO7	PO8	PO9	PO10	PO11	PO12	PSO1	PSO2
CO1	To obtain knowledge on properties of fire and case studies related to fire	3	2	-	-	-	-	-	-	-	-	-	1	3	2
CO2	To make familiar about basic concepts of fire and explosion science.	3	2	-	-	-	3	-	-	-	-	-	1	3	2
CO3	To know the different source of ignition and their prevention techniques.	2	2	1	-	3	-	-	-	-	-	-	1	3	2
CO4	To understand the operation of various types of firefighting equipments.	2	2	2	-	-	-	-	-	3	-	-	1	3	2
CO5	To understand the causes and prevention of explosion.	1	1	1	-	-	-	-	-	-	3	-	1	3	2
CO6	To equip the students to effectively employ explosion protection techniques and their Significances to suit the industrial requirement.	-	-	-	-	-	-	-	-	-	-	-	3	3	2
<b>Overall CO</b>		2	2	1	-	1	1	-	-	1	1	-	1	3	2

1, 2 and 3 are correlation levels with weightings as Slight (Low), Moderate (Medium) and Substantial (High) respectively

PROGRESS THROUGH KNOWLEDGE






- CO2: Determine the physical hazard at workplace and suggest control measures.
- CO3: Compute the chemical hazards at workplace with adequate mitigating actions.
- CO4 : Evaluate the biological and ergonomical hazards at workplace and associated risk factors.
- CO5: Practice the occupational health strategies at workplace.
- CO6: Regulate the man machine interface in the organization.

**REFERENCES:**

1. Benjamin O.Alli, Fundamental Principles of Occupational Health and Safety ILO 2008.
2. Danuta Koradecka, Handbook of Occupational Health and Safety, CRC, 2010.
3. E.J. McCornick, and M. S Sanders, Human Factors in Engineering and Design, Tata McGraw-Hill, 1992.
4. Encyclopedia of "Occupational Health and Safety", Vol.I and II, published by International Labour Office, Geneva, 1985
5. Hand book of "Occupational Safety and Health", National Safety Council, Chicago, 1982.
6. Hand book of "Occupational Safety and Health", National Safety Council, Chicago, 1982 7. Lawrence Slote , Handbook of occupational safety and health, Wiley, 2001.
7. Louis J. Di Berardinis, Handbook of occupational safety and health Wiley, 1999.



**Course Articulation Matrix: INDUSTRIAL HYGIENE**

Course Outcome's	Statement	Program Outcome													
		PO1	PO2	PO3	PO4	PO5	PO6	PO7	PO8	PO9	PO10	PO11	PO12	PSO1	PSO2
CO1	To understand the various physiological functions of our body and the test methods for periodical monitoring of health.	3	1	2	1	-	-	-	-	-	-	-	-	3	2
CO2	Determine the physical hazard at workplace and suggest control measures.	2	1	3	1	3	-	-	-	-	-	-	-	3	2
CO3	Compute the chemical hazards at workplace with adequate mitigating actions.	2	1	2	2	3	-	-	-	-	-	-	-	3	2
CO4	Evaluate the biological and ergonomical hazards at workplace and associated risk factors.	3	2	2	1	-	-	-	-	-	-	-	-	3	2
CO5	Practice the occupational health strategies at workplace.	2	2	1	3	-	-	-	-	-	-	-	2	3	2
CO6	Regulate the man machine interface in the organization.	-	-	-	-	-	-	-	-	-	-	-	3	3	2
Overall CO		2	2	1	-	1	1	-	-	1	1	-	1		3

1, 2 and 3 are correlation levels with weightings as Slight (Low), Moderate (Medium) and Substantial (High) respectively



**OBJECTIVES:**

- To provide the students about the various activities/steps to be followed in safe handling the hazardous goods transportation from one location to another location.
- To educate the reasons for the road accident and the roles and responsibilities of a safe Driver and the training needs of the driver.
- To inculcate the culture of safe driving and fuel conservation along with knowing of basic traffic symbols followed throughout the highways.
- To understand the accident reporting and investigation procedures
- To understand the various breaking characteristics of vehicle
- To provide an in depth knowledge about the safe driving safe driving movement of cranes-conveyors

**UNIT I                    TRANSPORTATION OF HAZARDOUS GOODS                    9**

Transport emergency card (TREM) – driver training-parking of tankers on the highways-speed of the vehicle – warning symbols – design of the tanker lorries -static electricity-responsibilities of driver – inspection and maintenance of vehicles-check list- loading and decanting procedures – communication.

**UNIT II                    ROAD TRANSPORT                    8**

Introduction – factors for improving safety on roads – causes of accidents due to drivers and pedestrians-design, selection, operation and maintenance of motor trucks-preventive maintenance check lists-motor vehicles act – motor vehicle insurance and surveys.

**UNIT III                    DRIVER AND SAFETY                    9**

Driver safety programme – selection of drivers – driver training-tacho-graph-driving test-driver's responsibility-accident reporting and investigation procedures-fleet accident frequency-safe driving incentives-slogans in driver cabin-motor vehicle transport workers act- driver relaxation and rest pauses – speed and fuel conservation – emergency planning and Haz mat codes

**UNIT IV                    ROAD SAFETY                    10**

Road alignment and gradient-reconnaissance-ruling gradient-maximum rise per k.m.- factors influencing alignment like tractive resistance, tractive force, direct alignment, vertical curves-breaking characteristics of vehicle-skidding-restriction of speeds-significance of speeds- Pavement conditions – Sight distance – Safety at intersections – Traffic control lines and guide posts-guard rails and barriers – street lighting and illumination overloading-concentration of driver. Plant railway: Clearance-track-warning methods-loading and unloading-moving cars-safety practices.

**UNIT V                    SHOP FLOOR AND REPAIR SHOP SAFETY                    9**

Transport precautions-safety on manual, mechanical handling equipment operations-safe drivingmovement of cranes-conveyors etc., servicing and maintenance equipment-grease rack operationwash rack operation-battery charging-gasoline handling-other safe practices-off the road motorized equipment.

**TOTAL : 45 PERIODS****OUTCOMES:**

The students will be able to

CO1: Recognize various safety activities undertaken in transporting of hazardous goods

CO2: Understand the various symbols which are specific to the road safety and able to reduce the accidents occurred in the roads.

CO3: Apply for the safe transportation of hazardous goods, creating TREM card and safe loading and unloading procedure.

CO4:To understand the various types of – emergency planning and Haz mat codes

CO5: To understand the loading and unloading of moving cars

CO6:To equip the students to effectively manual, mechanical handling equipment operations  
Significances to suit the industrial requirement

#### REFERENCES

1. "Accident Prevention Manual for Industrial Operations", NSC, Chicago, 1982.
2. Babkov, V.F., "Road Conditions and Traffic Safety" MIR Publications, Moscow, 1986.
3. K.W.Ogden, "Safer Roads – A guide to Road Safety Engineering"
4. Kadiyali, "Traffic Engineering and Transport Planning" Khanna Publishers, New Delhi, 1983.
5. Motor Vehicles Act, 1988, Government of India.
6. Pasricha, "Road Safety guide for drivers of heavy vehicle" Nasha Publications, Mumbai, 1999.
7. Popkes, C.A. "Traffic Control and Road Accident Prevention" Chapman and Hall Limited, 1986.



### Course Articulation Matrix: TRANSPORTATION SAFETY

Course Outcome's	Statement	Program Outcome													
		PO1	PO2	PO3	PO4	PO5	PO6	PO7	PO8	PO9	PO10	PO11	PO12	PSO1	PSO2
CO1	Recognize various safety activities undertaken in transporting of hazardous goods	3	2	-	-	-	-	-	-	-	-	-	1	3	2
CO2	Understand the various symbols which are specific to the road safety and able to reduce the accidents occurred in the roads.	3	2	-	-	-	3	-	-	-	-	-	1	3	2
CO3	Apply for the safe transportation of hazardous goods, creating TREM card and safe loading and unloading procedure.	2	2	1	-	3	-	-	-	-	-	-	1	3	2
CO4	To understand the various types of – emergency planning and Haz mat codes	2	2	2	-	-	-	-	-	3	-	-	1	3	2
CO5	To understand the loading and unloading of moving cars	1	1	1	-	-	-	-	-	-	3	-	1	3	2
CO6	To equip the students to effectively manual, mechanical handling equipment operations Significances to suit the industrial requirement	-	-	-	-	-	-	-	-	-	-	-	3	3	2
Overall CO		2	2	1	-	1	1	-	-	1	1	-	1	3	2

1, 2 and 3 are correlation levels with weightings as Slight (Low), Moderate (Medium) and Substantial (High) respectively

**OBJECTIVES**

- To gain knowledge on PHA, HAZOP studies.
- To learn about BAM testing and thermal analysis.
- To learn about HAZAN, FMEA, FET index.
- To gain knowledge on CPQRA, CAMEO.
- To learn about intermediate, risk on CPQRA.

**UNIT I HAZARD, RISK ISSUES AND HAZARD ASSESSMENT 9**

Introduction, hazard, hazard monitoring-risk issue - Hazard assessment, procedure, methodology; safety audit, checklist analysis, what-if analysis, safety review, preliminary hazard analysis (PHA), hazard operability studies (HAZOP).

**UNIT II THERMAL AND MECHANICAL HAZARD ASSESSMENT 9**

Applications of Advanced Equipment's and Instruments, Thermo Calorimetry, Differential Scanning Calorimeter (DSC), Thermo Gravimetric Analyzer (TGA), Accelerated Rate Calorimeter (ARC), Principles of operations, Controlling parameters, Applications, advantages. Explosive Testing, Deflagration Test, Detonation Test, Ignition Test, Minimum ignition energy Test, Sensitiveness Test, Impact Sensitiveness Test (BAM) and Friction Sensitiveness Test (BAM), Shock Sensitiveness Test, Card Gap Test.

**UNIT III RISK QUANTIFICATION AND SOFTWARES 9**

Fault Tree Analysis and Event Tree Analysis, Logic symbols, methodology, minimal cut set ranking - fire explosion and Index (FEI)-fire explosion and toxicity index (FETI), various indices - Hazard analysis (HAZAN)- Failure Mode and Effect Analysis (FMEA)

**UNIT IV CHEMICAL PROCESS QUANTITATIVE RISK ANALYSIS 9**

CPQRA Definitions-components Techniques of CPQRA-Scope of CPQRA- Applications of CPQRA- Utilization of CPQRA results. Hazard identification based on the properties of chemicals- Chemical inventory analysis- identification of hazardous processes - Estimation of source term, Gas or vapour release, liquid release, two phase release- Heat radiation effects, BLEVE, Pool fires and Jet fire- Gas/vapour dispersion- Explosion, UVCE and Flash fire, Explosion effects and confined explosion- Toxic effects- Plotting the damage distances on plot plant/layout - Software CAMEO, ALOHA & MARPLOT.

**UNIT V APPLICATION OF CPQRA 9**

Simple /consequence CPQRA Examples Characterization, application to a new process unit, application to an existing process unit. Intermediate/ Frequency CPQRA characterization- application to existing/new process units. Complex/risk CPQRA Characterization. Application to new or existing process Unit.

Case Studies of Flixborough, Bhopal, Texas, ONGC offshore, HPCL Vizag and Jaipur IOC oil-storage depot incident; Oil, natural gas, chlorine and ammonia storage and transportation hazards.

**TOTAL : 45 PERIODS****OUTCOMES:**

On successful completion of this course, the students will be able to

- CO1:Understand the basics of hazard and hazard assessment.
- CO2:Know about the various advanced equipment and testing.
- CO3:Acquire software knowledge on risk analysis.
- CO4:Obtain knowledge on application of CPQRA.
- CO5:Analyze the risk associated with chemicals process.
- CO6:Obtain knowledge on chemical process quantitative risk analysis

**REFERENCE BOOKS:**

1. Methods in Chemical Process Safety, Volume 1 (1st Edition) - 7th April 2017.
2. Hazop and Hazan, Fourth Edition – IchemE 4th Edition- 2001.

3. Guidelines for Process Hazards Analysis (PHA, HAZOP), Hazards Identification, and Risk Analysis (English, Paperback, Hyatt Nigel).
4. Quantitative Risk Assessment for Environmental and Occupational Health Hardcover – Import, 9 Jun 1993.
5. Lees' Loss Prevention in the Process Industries (3rd Edition) - 27th December 2004.



**Course Articulation Matrix: PROCESS HAZARD ANALYSIS STUDIES**

Course Outcomes	Statement	Program Outcome													
		PO1	PO2	PO3	PO4	PO5	PO6	PO7	PO8	PO9	PO10	PO11	PO12	PSO1	PSO2
CO1	Understand the basics of hazard and hazard assessment	3	3	3	2	2	1	1	-	1	1	1	2	2	2
CO2	Know about the various advanced equipment and testing.	3	3	3	2	2	1	1	-	1	1	1	2	2	2
CO3	Acquire software knowledge on risk analysis.	3	3	3	2	2	1	1	-	1	1	1	2	2	2
CO4	Obtain knowledge on application of CPQRA.	3	3	3	1	1	1	1	-	1	1	1	2	2	2
CO5	Analyze the risk associated with chemicals process.	3	3	3	3	3	1	1	-	1	1	1	2	2	2
CO6	Obtain knowledge on chemical process quantitative risk analysis	3	3	3	1	1	1	1	-	1	1	1	2	2	2
<b>Overall CO</b>		3	3	3	2	2	1	1	-	1	1	1	2	2	2

1, 2 and 3 are correlation levels with weightings as Slight (Low), Moderate (Medium) and Substantial (High) respectively.

PROGRESS THROUGH KNOWLEDGE



**OBJECTIVES**

- To gain Knowledge in capturing and applying forms of energy sources like solar, wind, biomass, geothermal, nuclear energy, hydrogen and fuel cells and challenges associated with implementation.
- To Understand the challenges associated with the development of unconventional hydrocarbons and distribution of unconventional hydrocarbons with emphasis on Indian resources.

**UNIT I ENERGY SOURCES & AVAILABILITY 9**

Conventional, Non-conventional, renewable, non renewable sources of energy, prospects & perspectives & advantages. Introduction to different types of non conventional source of energy - solar, wind, biomass, OTEC, geothermal, hydrogen energy, fuel cells, MHD, thermonic convertor, thermo-electric power.

**UNIT II SOLAR & WIND ENERGY 9**

Solar constant, solar radiation geometry, local solar time, day length, solar radiation measurement, radiation on inclined surface, solar radiation data & solar charts. Wind Energy : Wind as a Source of Energy, Characteristics of wind, wind data. Horizontal & Vertical axis wind Mills.

**UNIT III BIOMASS ENERGY 9**

Introduction to biomass, biofuels & their heat content, biomass conversion technologies. Aerobic & anaerobic digester, Factors affection biogestion, biogas plants - types & description. Utilisation of sbiogas - Gasifiers, direct thermal application of Gasifiers. Advantages & problems in development of Gasifiers, use in I.C. engines.

**UNIT IV OTHER ENERGY SOURCES 9**

Geothermal Energy : Status & estimates, geothermal sources, geothermal systems & their characteristics. Fuel Cells. Principle & Classification, types conversion efficiency, polarization & advantages MHD power generation - principle, types closed & open cycle system materials. Energy form thermo nuclear fusion, OTEC, hydrogen, thermoionic generation & tidal waves.

**UNIT V UNCONVENTIONAL NON-RENEWABLE ENERGY 9**

Introduction to Unconventional Hydrocarbon resources- Coal Bed Methane: Geological controls in CBM, Indian Scenario, Gas Hydrates: Structure of gas hydrates and their stability, producibility of gas hydrates and challenges, Indian scenario of gas hydrates, Shale Gas / oil: production techniques applied for shale gas, Indian basins for shale gas/oil potential

**TOTAL: 45 PERIODS****OUTCOMES**

After completion of this course, the student is expected to be able to show the:

- Knowledge in capturing and applying forms of energy sources and its availability
- Understand the concept in various energy sources like solar, wind, biomass, geothermal, nuclear energy, hydrogen and fuel cells
- Analyze the challenges associated with implementation of various renewable energy sources.
- Study the bio-based energy sources and technologies involved in it
- Understanding of the challenges associated with the development of unconventional hydrocarbons and distribution of unconventional hydrocarbons with emphasis on Indian resources.

**REFERENCES**

1. Unconventional Hydrocarbon Resources, Techniques for Reservoir Engineering Analysis By Reza Barati, Mustafa M. Alhubail · 2020 Publisher:Wiley

2. Energy Resources Availability, Management, and Environmental Impacts By Kenneth J. Skipka, Louis Theodore · 2014, CRC Press.
3. Solar Energy Engineering Processes and System By Soteris Kalogirou · 2009, Elsevier Science
4. Renewable Energy Sources And Emerging Technologies By D.P. Kothari, K. C. Singal, Rakesh Ranjan · 2011, Prentice Hall India Pvt., Limited



**Course Articulation Matrix: RENEWABLE AND NON-RENEWABLE ENERGY**

Course Outcomes	Statement	Program Outcomes													
		PO1	PO2	PO3	PO4	PO5	PO6	PO7	PO8	PO9	PO10	PO11	PO12	PSO1	PSO2
<b>CO1</b>	Knowledge in capturing and applying forms of energy sources and its availability	3	2	2	1	1	3	3	-	-	-	-	2	2	2
<b>CO2</b>	Understand the concept in various energy sources like solar, wind, biomass, geothermal, nuclear energy, hydrogen and fuel cells	3	2	2	1	1	3	3	-	-	-	-	2	2	2
<b>CO3</b>	Analyze the challenges associated with implementation of various renewable energy sources.	3	2	2	1	1	3	3	-	-	-	-	2	2	2
<b>CO4</b>	Study the bio-based energy sources and technologies involved in it	3	2	2	1	1	3	3	-	-	-	-	2	2	2
<b>CO5</b>	Understanding of the challenges associated with the development of unconventional hydrocarbons and distribution of unconventional hydrocarbons with emphasis on Indian resources.	3	2	2	1	1	3	3	-	-	-	-	2	2	2
<b>Overall CO</b>		3	2	2	1	1	3	3	-	-	-	-	2	2	2

**OBJECTIVES:**

At the end of the course, the student is expected to

- understand and analyse the energy data of industries
- carryout energy accounting and balancing
- conduct energy audit and suggest methodologies for energy savings and
- utilise the available resources in optimal ways

**UNIT I INTRODUCTION 9**

Energy - Power – Past & Present scenario of World; National Energy consumption Data – Environmental aspects associated with energy utilization – Energy Auditing: Need, Types, Methodology and Barriers. Role of Energy Managers. Instruments for energy auditing.

**UNIT II ELECTRICAL SYSTEMS 9**

Components of EB billing – HT and LT supply, Transformers, Cable Sizing, Concept of Capacitors, Power Factor Improvement, Harmonics, Electric Motors - Motor Efficiency Computation, Energy Efficient Motors, Illumination – Lux, Lumens, Types of lighting, Efficacy, LED Lighting and scope of Encon in Illumination.

**UNIT III THERMAL SYSTEMS 9**

Stoichiometry, Boilers, Furnaces and Thermic Fluid Heaters – Efficiency computation and encon measures. Steam: Distribution &U sage: Steam Traps, Condensate Recovery, Flash Steam Utilization, Insulators & Refractories

**UNIT IV ENERGY CONSERVATION IN MAJOR UTILITIES 9**

Pumps, Fans, Blowers, Compressed Air Systems, Refrigeration and Air Conditioning Systems – Cooling Towers – D.G. sets

**UNIT V ECONOMICS 9**

Energy Economics – Discount Rate, Payback Period, Internal Rate of Return, Net Present Value, Life Cycle Costing –ESCO concept

**TOTAL: 45 PERIODS****OUTCOMES:**

Upon completion of this course, the students can able to analyze the energy data of industries.

- CO1: Understand and analyze the energy data of industries
- CO2: Carryout energy accounting and balancing
- CO3: Understand the principles in thermal systems
- CO4: Conduct energy audit and suggest methodologies for energy savings
- CO5: Utilize the available resources in optimal ways

**TEXT BOOKS:**

1. Energy Manager Training Manual (4 Volumes) available at [www.energymanagertraining.com](http://www.energymanagertraining.com). a website administered by Bureau of Energy Efficiency (BEE), a statutory body under Ministry of Power, Government of India, 2004.

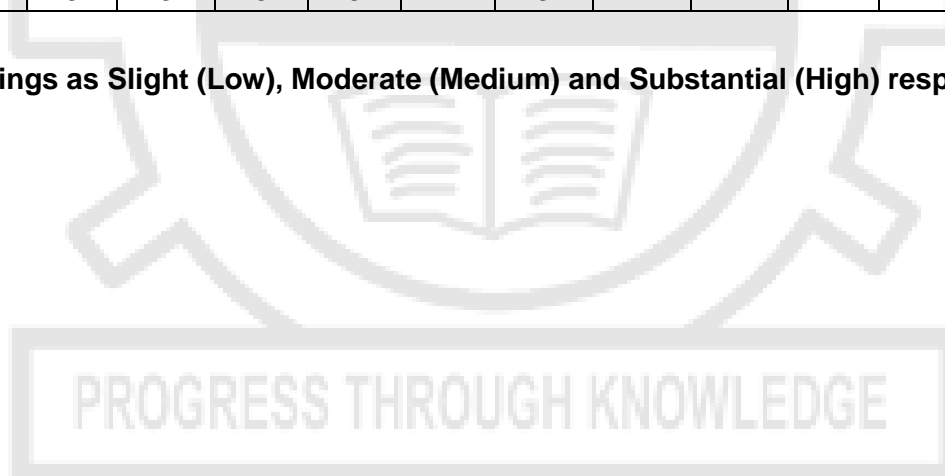
**REFERENCES:**

1. Witte. L.C., P.S. Schmidt, D.R. Brown, "Industrial Energy Management and Utilisation" Hemisphere Publ, Washington, 1988.
2. Callaghn, P.W. "Design and Management for Energy Conservation", Pergamon Press, Oxford, 1981.
3. Dryden. I.G.C., "The Efficient Use of Energy" Butterworths, London, 1982
4. Turner. W.C., "Energy Management Hand book", Wiley, New York, 1982.
5. Murphy. W.R. and G. Mc KAY, "Energy Management", Butterworths, London 1987.

**Course Articulation Matrix: ENERGY CONSERVATION AND MANAGEMENT**

Course Outcomes	Statement	PROGRAM OUTCOME													
		PO1	PO2	PO3	PO4	PO5	PO6	PO7	PO8	PO9	PO10	PO11	PO12	PSO1	PSO2
CO1	Understand and analyze the energy data of industries	3	3	3	3	2	3	1	-	1	2	3	3	3	3
CO2	Carryout energy accounting and balancing	3	3	3	3	2	3	1	-	1	2	2	3	3	3
CO3	Understand the principles in thermal systems	3	3	3	3	2	3	1	-	1	2	1	3	3	3
CO4	Conduct energy audit and suggest methodologies for energy savings	3	3	3	3	2	3	1	-	1	2	1	3	3	3
CO5	Utilize the available resources in optimal ways	3	3	3	3	2	3	1	-	1	3	2	3	2	3
<b>OVERALL CO</b>		3	3	3	3	2	3	1	-	1	2	2	3	3	3

1, 2 and 3 are correlation levels with weightings as Slight (Low), Moderate (Medium) and Substantial (High) respectively.



**COURSE OBJECTIVES:**

This course enables the students to know

- The growing worldwide concern for conservation of energy has reawakened interest in ecologically sustainability, processes and sources of energy.
- The better ways to conserve the energy from energy audit concepts, Representations and energy conservation schemes.
- Management skills and communication of energy manager.
- Various operational problems and remedies of motor and electrical devices.
- Evaluation of life time of machine based on time value money and demand, economic analysis with respect to demand side management.

**UNIT I ENERGY AUDITING 9**

Energy Situation — World and India, Energy Consumption, Conservation, Codes, Standards and Legislation. Energy Audit- Definitions, Concept, Types of Audit, Energy Index, Cost Index, Pie Charts, Sankey Diagrams, Load Profiles, Energy Conservation Schemes. Measurements in Energy Audits, Presentation of Energy Audit Results.

**UNIT II ENERGY EFFICIENT MOTORS 9**

Energy Efficient Motors, Factors Affecting Efficiency, Loss Distribution, Constructional Details, Characteristics - Variable Speed, Variable Duty Cycle Systems, RMS - Voltage Variation-Voltage Unbalance- Over Motoring- Motor Energy Audit.

**UNIT III POWER FACTOR IMPROVEMENT 9**

Power Factor — Methods of Improvement, Location of Capacitors, Pf with Non Linear Loads, Effect of Harmonics on P.F., P.F Motor Controllers.

**UNIT IV LIGHTING AND ENERGY INSTRUMENTS 9**

Good Lighting System Design and Practice, Lighting Control ,Lighting Energy Audit - Energy Instruments- Watt Meter, Data Loggers, Thermocouples, Pyrometers, Lux Meters, Tongue Testers ,Application of PLC's

**UNIT V ENERGY ECONOMIC ANALYSIS& DEMAND SIDE MANAGEMENT 9**

The Time Value of Money Concept, Developing Cash Flow Models, Payback Analysis, Depreciation, Taxes and Tax Credit — Numerical Problems. Introduction to DSM, Concept of DSM, Benefits of DSM, Different Techniques of DSM — Time of Day Pricing, Multi-Utility Power Exchange Model, Time of Day Models for Planning. Load Management, Load Priority Technique, Peak Clipping, Peak Shifting, Valley Filling, Strategic Conservation, Energy Efficient Equipment. Management and Organization of Energy Conservation Awareness Programs.

**TOTAL: 45 PERIODS****OUTCOMES**

The student will have knowledge on the following concepts

- CO1 Gain the knowledge of Current energy scenario
- CO2 Understand the energy management, auditing.
- CO3 Apply the conservation economic analysis and demand side management
- CO4 Know the Systematic knowledge and skill about assessing the energy efficiency
- CO5 Evaluate the energy auditing and energy management.

**TEXTBOOKS:**

1. Industrial Energy Management Systems, Array C. White, Philip S. Schmidt, David R. Brown, Hemisphere Publishing Corporation, New York
2. Fundamentals of Energy Engineering, Albert Thuman, Prentice Hall Inc, Englewood Cliffs, New Jersey.

**Course Articulation Matrix: ENERGY CONSERVATION AND MANAGEMENT**

Course Outcomes	Statement	Program Outcomes													
		PO1	PO2	PO3	PO4	PO5	PO6	PO7	PO8	PO9	PO10	PO11	PO12	PSO1	PSO2
CO1	Gain the knowledge of Current energy scenario	1	-	-	1	1	1	3	2	-	-	3	3	1	2
CO2	Understand the energy management, auditing.	1	-	-	1	1	1	3	2	-	-	3	3	1	2
CO3	Apply the conservation economic analysis and demand side management	1	-	-	1	1	1	3	2	-	-	3	3	1	2
CO4	Know the Systematic knowledge and skill about assessing the energy efficiency	1	-	-	1	1	1	3	2	-	-	3	3	1	2
CO5	Evaluate the energy auditing and energy management.	1	-	-	1	1	1	3	2	-	-	3	3	1	2
<b>Overall CO</b>		1	-	-	1	1	1	3	2	-	-	3	3	1	2

**1, 2 and 3 are correlation levels with weightings as Slight (Low), Moderate (Medium) and Substantial (High) respectively**



**OBJECTIVES**

- To present a problem oriented in depth knowledge of fuel cell technology.
- To Comprehend the Physics, Chemistry and Engineering of fuel cell and hydrogen technologies and be able to apply this knowledge to solve complex problems;

**UNIT I INTRODUCTION TO FUEL CELLS 9**

Introduction – working and types of fuel cell – low, medium and high temperature fuel cell, liquid and methanol types, proton exchange membrane fuel cell solid oxide, microbial fuel cells, hydrogen fuel cells – thermodynamics and electrochemical kinetics of fuel cells.

**UNIT- II HYDROGEN AND PRODUCTION TECHNIQUES 9**

Hydrogen – physical and chemical properties, salient characteristics. Production of hydrogen – steam reforming – water electrolysis – gasification and woody biomass conversion – biological hydrogen production – photo dissociation – direct thermal or catalytic splitting of water.

**UNIT III HYDROGEN STORAGE AND APPLICATIONS 9**

Hydrogen storage options – compressed gas – liquid hydrogen – Hydride – chemical Storage – comparisons. Hydrogen transmission systems. Applications of Hydrogen.

**UNIT IV THE WORKINGS OF MICROBIAL FUEL CELLS 9**

An introduction to microbial fuel cells-Electrochemical principles – characterization of bioelectrochemical systems-electron transfer mechanisms in biofilms

**UNIT V MATERIALS FOR MICROBIAL FUEL CELLS AND REACTOR DESIGN 9**

Anode materials for microbial fuel cells – surface modification – membranes and separators for microbial fuel cells – cathodes for microbial fuel cells – reactor design and scale up.

**TOTAL: 45 PERIODS****COURSE OUTCOME**

- CO1 Gain the knowledge on the various types of fuel cell.
- CO2 Apply the concepts involved hydrogen and production techniques
- CO3 Understanding the skill in hydrogen storage and applications .
- CO4 Understand the principle mechanism and working of microbial fuel cells
- CO5 Evaluating the materials used for microbial fuel cells design

**REFERENCES:**

1. Bent Sorensen (Sørensen), Hydrogen and Fuel Cells: Emerging Technologies and Applications, Elsevier, UK (2005)
2. Viswanathan, B and M AuliceScibioh, Fuel Cells – Principles and Applications, Universities Press (2006)
3. Microbial Electrochemical and Fuel Cells, Fundamentals and Applications, 2015, Elsevier Science, Eileen Hao Yu, Keith Scott



### Course Articulation Matrix: HYDROGEN AND MICROBIAL FUEL CELLS

Course Outcomes	Statement	PROGRAM OUTCOME													
		PO1	PO 2	PO3	PO4	PO 5	PO 6	PO 7	PO 8	PO9	PO10	PO11	PO12	PSO1	PSO2
CO1	Gain the knowledge on the various types of fuel cell.	3	1	1	1	-	3	3	-	-	-	2	2	2	2
CO2	Apply the concepts involved hydrogen and production techniques	3	2	2	1	-	3	3	-	-	-	2	2	2	2
CO3	Understanding the skill in hydrogen storage and applications .	3	2	2	1	-	3	3	-	-	-	2	2	2	2
CO4	Understand the principle mechanism and working of microbial fuel cells	3	2	2	1	-	3	3	-	-	-	2	2	2	2
CO5	Evaluating the materials used for microbial fuel cells design	3	2	2	1	-	3	3	-	-	-	2	2	2	2
<b>OVERALL CO</b>		3	2	2	1	-	3	3	-	-	-	2	2	2	2

1, 2 and 3 are correlation levels with weightings as Slight (Low), Moderate (Medium) and Substantial (High) respectively

PROGRESS THROUGH KNOWLEDGE

**OBJECTIVES:****UNIT I OVERVIEW OF BIOFUELS****9**

Generation of biofuels – Development of biological conversion technologies – Integration of biofuels into biorefineries – Energy security and supply – Environmental sustainability of biofuels – Economic sustainability of biofuels.

**UNIT II BIODIESEL****9**

Biodiesel – Microorganisms and raw materials used for microbial Oil production – Treatment of the feedstocks prior to production of the Biodiesel – Current technologies of biodiesel production – Purification of biodiesel; Industrial production of biodiesel – Biodiesel production from single cell oil.

**UNIT III BIOETHANOL****9**

Bioethanol – Properties – Feedstocks – Process technology – Pilot plant for ethanol production from lignocellulosic feedstock – Environmental aspects of ethanol as a biofuel.

**UNIT IV BIOMETHANE AND BIOHYDROGEN****9**

Biomethanol – Principles, materials and feedstocks – Process technologies and techniques – Advantages and limitations – Biological hydrogen production methods – Fermentative hydrogen production – Hydrogen economy – Advantages and limitations.

**UNIT V OTHER BIOFUELS****9**

Biobutanol production – Principles, materials and feedstocks – Process technologies – Biopropanol – Bioglycerol – Production of bio-oils via catalytic pyrolysis – Life-Cycle environmental impacts of biofuels and Co-products.

**TOTAL : 45 PERIODS****COURSE OUTCOME**

- CO1 Gain the knowledge on the various types of bio-fuel and its overview.  
 CO2 Apply the concepts involved in production techniques of biodiesel  
 CO3 Understanding the skill in manufacture the bioethanol  
 CO4 Understand the principle mechanism and production of biomethane and biohydrogen  
 CO5 Evaluating the various other fuels like biopropanol – bioglycerol and pyrolysis oil

**TEXT BOOKS:**

1. Luque, R., Campelo, J. and Clark, J. Handbook of biofuels production, Woodhead Publishing Limited 2011
2. Gupta, V, K. and Tuohy, M, G. Biofuel Technologies, Springer, 2013
3. Moheimani, N. R., Boer, M, P, M, K, Parisa A. and Bahri, Biofuel and Biorefinery Technologies, Volume 2, Springer, 2015

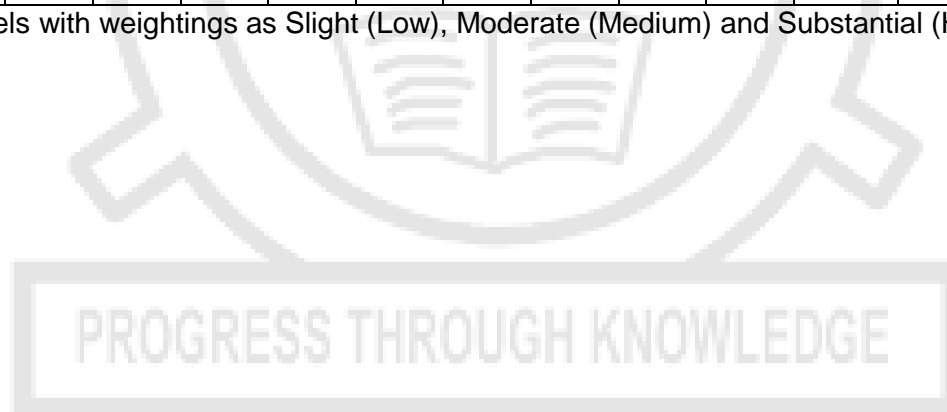
**REFERENCES:**

1. Eckert, C, A. and Trinh, C, T. Biotechnology for Biofuel Production and Optimization, Elsevier, 2016
2. Bernardes, M, A, D, S. Biofuel production – recent developments and prospects, InTech, 2011

Course Articulation Matrix: biofuels

Course Outcomes	Statement	Program Outcomes													
		PO1	PO2	PO3	PO4	PO5	PO6	PO7	PO8	PO9	PO10	PO11	PO12	PSO1	PSO2
CO1	Gain the knowledge on the various types of bio-fuel and its overview.	3	3	3	2	1	3	3	-	-	-	1	1	2	2
CO2	Apply the concepts involved in production techniques of biodiesel	3	3	3	2	1	3	3	-	-	-	1	1	2	2
CO3	Understanding the skill in manufacture the bioethanol	3	3	3	2	1	3	3	-	-	-	1	1	2	2
CO4	Understand the principle mechanism and production of biomethane and biohydrogen	3	3	3	2	1	3	3	-	-	-	1	1	2	2
CO5	Evaluating the various other fuels like biopropanol – bioglycerol and pyrolysis oil	3	3	3	2	1	3	3	-	-	-	1	1	2	2
<b>Overall CO</b>		3	3	3	2	1	3	3	-	-	-	1	1	2	2

1, 2 and 3 are correlation levels with weightings as Slight (Low), Moderate (Medium) and Substantial (High) respectively



**OBJECTIVES:**

- To understand the geographic distribution of unconventional hydrocarbon resources
- To understand characterization of source and reservoir rocks
- To understand methodology to produce these reserves
- To understand environmental consequences of producing these reserves
- Demonstrate awareness related to environmental issues involved in the development of non-conventional hydrocarbon resources.

**UNIT I NON-CONVENTIONAL OIL 9**

Continuous Accumulation System

Introduction, geology of Heavy oil, extra heavy oil, Tar Sand and bituminous, oil shales, their origin and occurrence worldwide, resources, reservoir characteristics, new production technologies.

**UNIT II SHALE GAS/ OIL RESERVOIR 9**

Introduction to shale gas & basin centered gas, tight reservoirs. Shale gas geology, important occurrences in India, petrophysical properties, Development of shale gas, design of hydro fracturing job, horizontal wells, production profiles.

**UNIT III COAL BED METHANE 9**

Formation and properties of coal bed methane. Thermodynamics of coal bed methane. Exploration and Evaluation of CBM. Hydro-fracturing of coal seam. Production installation and surface facilities. Well operations and production equipment.

**UNIT IV GAS HYDRATES 9**

Introduction & present status of gas hydrates. Formation and properties of gas hydrates, Thermodynamics of gas hydrates. Recovery methods. Prevention & control of gas hydrates, Gas hydrates accumulation in porous medium. Gas extraction from gas hydrates.

**UNIT V COAL AND GAS CONVERSION TO OIL 9**

Introduction, classification and principles, pyrolysis, theoretical aspect of processes involved in conversion. Technological development of direct conversion and indirect processes and sustainability of conversions.

**TOTAL:45 PERIODS****OUTCOMES:**

At the end of the course, the student will be able to

- Recognise and apply the concept of continuous accumulation system.
- Apply the concepts related to exploration and development of Shale Gas Reservoirs.
- Apply the concepts related to exploration and development of Coal Bed Methane.
- Understand and apply the concepts related to formation of gas hydrates.
- Understand and apply different conversion processes for the production of Hydrocarbons.

**REFERENCES:**

1. Carrol John, 2003, Natural Gas Hydrates: A guide for engineers, Gulf Publications.
2. Farooqi Ali, S M, Jones S A and Meldau R F, Practical Heavy Oil Recovery, SPE, 1997.
3. James T. Bartis, Frank Camm, David S. Ortiz, Producing Liquid Fuels from Coal, Prospects and Policy Issues. NETL, DOE, USA, 2008.
4. Warner, H.R., 2009, Emerging and Peripheral Technologies, Society of Petroleum Engineers, Handbook, Volume VI.
5. Pramod Thakur, Steve Schatzel and KashyAminian, (Editors), 2014, Coal Bed Methane: From Prospects to Pipeline, Elsevier,
6. Rafiqul Islam, M, 2014, Unconventional Gas Reservoirs: Evaluation, Appraisal, and Development, Gulf Professional Publishing.

**Course Articulation Matrix: UNCONVENTIONAL HYDROCARBON SOURCES**

Course Outcomes	Statement	Program Outcome													
		PO 1	PO 2	PO 3	PO 4	PO 5	PO 6	PO 7	PO 8	PO 9	PO 10	PO 11	PO 12	PSO 1	PSO 2
<b>CO1</b>	Recognise and apply the concept of continuous accumulation system.	3	1	1	-	-	-	-	-	-	-	-	-	2	2
<b>CO2</b>	Apply the concepts related to exploration and development of Shale Gas Reservoirs	3	3	3	2	2	2	-	-	-	-	-	2	2	2
<b>CO3</b>	Apply the concepts related to exploration and development of Coal Bed Methane	3	3	3	2	2	2	-	-	-	-	-	2	2	2
<b>CO4</b>	Understand and apply the concepts related to formation of gas hydrates	3	3	3	2	2	2	-	-	-	-	-	2	2	2
<b>CO5</b>	Understand and apply different conversion processes for the production of Hydrocarbons	3	3	3	2	2	3	-	-	-	-	-	2	2	2
<b>Overall CO</b>		<b>3</b>	<b>2</b>	<b>2</b>	<b>2</b>	<b>2</b>	<b>2</b>	<b>0</b>	<b>0</b>	<b>0</b>	<b>0</b>	<b>0</b>	<b>2</b>	<b>2</b>	<b>2</b>

1, 2 and 3 are correlation levels with weightings as Slight (Low), Moderate (Medium) and Substantial (High) respectively

PROGRESS THROUGH KNOWLEDGE

**COURSE OBJECTIVES:**

- Sketch the Evolution of Management.
- Extract the functions and principles of management.
- Learn the application of the principles in an organization.
- Study the various HR related activities.
- Analyze the position of self and company goals towards business.

**UNIT I INTRODUCTION TO MANAGEMENT AND ORGANIZATIONS 9**

Definition of Management – Science or Art – Manager Vs Entrepreneur- types of managers- managerial roles and skills – Evolution of Management –Scientific, human relations, system and contingency approaches– Types of Business organization- Sole proprietorship, partnership, company-public and private sector enterprises- Organization culture and Environment – Current trends and issues in Management.

**UNIT II PLANNING 9**

Nature and purpose of planning – Planning process – Types of planning – Objectives – Setting objectives – Policies – Planning premises – Strategic Management – Planning Tools and Techniques – Decision making steps and process.

**UNIT III ORGANISING 9**

Nature and purpose – Formal and informal organization – Organization chart – Organization structure – Types – Line and staff authority – Departmentalization – delegation of authority – Centralization and decentralization – Job Design - Human Resource Management – HR Planning, Recruitment, selection, Training and Development, Performance Management, Career planning and management.

**UNIT IV DIRECTING 9**

Foundations of individual and group behaviour– Motivation – Motivation theories – Motivational techniques – Job satisfaction – Job enrichment – Leadership – types and theories of leadership – Communication – Process of communication – Barrier in communication – Effective communication – Communication and IT.

**UNIT V CONTROLLING 9**

System and process of controlling – Budgetary and non - Budgetary control techniques – Use of computers and IT in Management control – Productivity problems and management – Control and performance – Direct and preventive control – Reporting.

**TOTAL: 45 PERIODS****COURSE OUTCOMES:**

- CO1: Upon completion of the course, students will be able to have clear understanding of managerial functions like planning, organizing, staffing, leading & controlling.  
 CO2: Have some basic knowledge on international aspect of management.  
 CO3: Ability to understand management concept of organizing.  
 CO4: Ability to understand management concept of directing.  
 CO5: Ability to understand management concept of controlling.

**TEXT BOOKS:**

1. Harold Koontz and Heinz Weihrich “Essentials of management” Tata McGraw Hill, 1998.
2. Stephen P. Robbins and Mary Coulter, “ Management”, Prentice Hall (India) Pvt. Ltd., 10<sup>th</sup> Edition, 2009.

**REFERENCES:**

1. Robert Kreitner and Mamata Mohapatra, “ Management”, Biztantra, 2008.
2. Stephen A. Robbins and David A. Decenzo and Mary Coulter, “Fundamentals of

Management” Pearson Education, 7th Edition, 2011.

3. Tripathy PC and Reddy PN, “Principles of Management”, Tata Mcgraw Hill, 1999.

CO's	PO's												PSO's		
	1	2	3	4	5	6	7	8	9	10	11	12	1	2	3
1	3		-	-	-	1	-	-	-	-	-	-	2	1	1
2	-	1	1	-	-	-	-	-	-	-	-	-	2	1	-
3	1		-	2	-	-	1	-	2	-	1	1	-	-	2
4	-	1	1	1	2	-	-	1	2	-	-	-	1	1	1
5	1		-	-	1	1	-	-	-	3	-	1	1	-	1
<b>AVg.</b>	1.66	1	1	1.5	1.5	1	1	1	2	3	1	1	1.5	1	1.25

**GE3752**

**TOTAL QUALITY MANAGEMENT**

**L T P C  
3 0 0 3**

**COURSE OBJECTIVES:**

- Teach the need for quality, its evolution, basic concepts, contribution of quality gurus, TQM framework, Barriers and Benefits of TQM.
- Explain the TQM Principles for application.
- Define the basics of Six Sigma and apply Traditional tools, New tools, Benchmarking and FMEA.
- Describe Taguchi's Quality Loss Function, Performance Measures and apply Techniques like QFD, TPM, COQ and BPR.
- Illustrate and apply QMS and EMS in any organization.

**UNIT I**

**INTRODUCTION**

**9**

Introduction - Need for quality - Evolution of quality - Definition of quality - Dimensions of product and service quality –Definition of TQM-- Basic concepts of TQM - Gurus of TQM (Brief introduction) -- TQM Framework- Barriers to TQM –Benefits of TQM.

**UNIT II**

**TQM PRINCIPLES**

**9**

Leadership - Deming Philosophy, Quality Council, Quality statements and Strategic planning- Customer Satisfaction –Customer Perception of Quality, Feedback, Customer complaints, Service Quality, Kano Model and Customer retention – Employee involvement – Motivation, Empowerment, Team and Teamwork, Recognition & Reward and Performance Appraisal-- Continuous process improvement –Juran Trilogy, PDSA cycle, 5S and Kaizen - Supplier partnership – Partnering, Supplier selection, Supplier Rating and Relationship development.

**UNIT III**

**TQM TOOLS & TECHNIQUES I**

**9**

The seven traditional tools of quality - New management tools - Six-sigma Process Capability- Bench marking - Reasons to benchmark, Benchmarking process, What to Bench Mark, Understanding Current Performance, Planning, Studying Others, Learning from the data, Using the findings, Pitfalls and Criticisms of Benchmarking - FMEA - Intent , Documentation, Stages: Design FMEA and Process FMEA.

**UNIT IV**

**TQM TOOLS & TECHNIQUES II**

**9**

Quality circles – Quality Function Deployment (QFD) - Taguchi quality loss function – TPM – Concepts, improvement needs – Performance measures- Cost of Quality - BPR.

**UNIT V**

**QUALITY MANAGEMENT SYSTEM**

**9**

Introduction-Benefits of ISO Registration-ISO 9000 Series of Standards-Sector-Specific Standards - AS 9100, TS16949 and TL 9000-- ISO 9001 Requirements-Implementation- Documentation- Internal Audits-Registration-ENVIRONMENTAL MANAGEMENT SYSTEM:

Introduction—ISO 14000 Series Standards—Concepts of ISO 14001—Requirements of ISO 14001-Benefits of EMS.

**TOTAL: 45 PERIODS**

**COURSE OUTCOMES:**

- CO1 :** Ability to apply TQM concepts in a selected enterprise.
- CO2:** Ability to apply TQM principles in a selected enterprise.
- CO3:** Ability to understand Six Sigma and apply Traditional tools, New tools, Benchmarking and FMEA.
- CO4:** Ability to understand Taguchi's Quality Loss Function, Performance Measures and apply QFD, TPM, COQ and BPR.
- CO5:** Ability to apply QMS and EMS in any organization.

**TEXT BOOK:**

1. Dale H. Besterfield, Carol B. Michna, Glen H. Besterfield, Mary B. Sacre, Hemant Urdhwarshie and Rashmi Urdhwarshie, "Total Quality Management", Pearson Education Asia, Revised Third Edition, Indian Reprint, Sixth Impression, 2013.

**REFERENCES:**

1. Joel E. Ross, "Total Quality Management – Text and Cases", Routledge, 2017.
2. Kiran D.R, "Total Quality Management: Key concepts and case studies, Butterworth – Heinemann Ltd, 2016.
3. Oakland, J.S. "TQM – Text with Cases", Butterworth – Heinemann Ltd., Oxford, Third Edition, 2003.
4. Suganthi, L and Anand Samuel, "Total Quality Management", Prentice Hall (India) Pvt. Ltd., 2006.

**CO's- PO's & PSO's MAPPING**

CO's	PO's												PSO's		
	1	2	3	4	5	6	7	8	9	10	11	12	1	2	3
1		3										3	2		3
2						3						3		2	
3					3				3					2	3
4		2			3	2	3	2				3	3	2	
5			3			3	3	2							
<b>AVg.</b>		2.5	3		3	2.6	3	2	3			3	2.5	2	3

**GE3753**

**ENGINEERING ECONOMICS AND FINANCIAL ACCOUNTING**

**L T P C  
3 0 0 3**

**COURSE OBJECTIVES:**

- Understanding the concept of Engineering Economics.
- Implement various micro economics concept in real life.
- Gaining knowledge in the field of macro economics to enable the students to have better understanding of various components of macro economics.
- Understanding the different procedures of pricing.
- Learn the various cost related concepts in micro economics.

**UNIT I DEMAND & SUPPLY ANALYSIS**

**9**

Managerial Economics - Relationship with other disciplines - Firms: Types, objectives and goals - Managerial decisions - Decision analysis. Demand - Types of demand - Determinants of demand - Demand function – Demand elasticity - Demand forecasting - Supply - Determinants of supply - Supply function - Supply elasticity.



**UNIT II PRODUCTION AND COST ANALYSIS 9**  
 Production function - Returns to scale - Production optimization - Least cost input - Isoquants - Managerial uses of production function. Cost Concepts - Cost function - Determinants of cost - Short run and Long run cost curves - Cost Output Decision - Estimation of Cost.

**UNIT III PRICING 9**  
 Determinants of Price - Pricing under different objectives and different market structures - Price discrimination - Pricing methods in practice.

**UNIT IV FINANCIAL ACCOUNTING (ELEMENTARY TREATMENT) 9**  
 Balance sheet and related concepts - Profit & Loss Statement and related concepts - Financial Ratio Analysis - Cash flow analysis - Funds flow analysis - Comparative financial statements - Analysis & Interpretation of financial statements.

**UNIT V CAPITAL BUDGETING (ELEMENTARY TREATMENT) 9**  
 Investments - Risks and return evaluation of investment decision - Average rate of return - Payback Period - Net Present Value - Internal rate of return.

**TOTAL: 45 PERIODS**

**COURSE OUTCOMES: Students able to**

- CO1:** Upon successful completion of this course, students will acquire the skills to apply the basics of economics and cost analysis to engineering and take economically sound decisions
- CO2:** Evaluate the economic theories, cost concepts and pricing policies
- CO3:** Understand the market structures and integration concepts
- CO4:** Understand the measures of national income, the functions of banks and concepts of globalization
- CO5:** Apply the concepts of financial management for project appraisal

**TEXT BOOKS:**

1. Panneer Selvam, R, "Engineering Economics", Prentice Hall of India Ltd, New Delhi, 2001.
2. Managerial Economics: Analysis, Problems and Cases - P. L. Mehta, Edition, 13. Publisher, Sultan Chand, 2007.

**REFERENCES:**

1. Chan S.Park, "Contemporary Engineering Economics", Prentice Hall of India, 2011.
2. Donald.G. Newman, Jerome.P.Lavelle, "Engineering Economics and analysis" Engg. Press, Texas, 2010.
3. Degarmo, E.P., Sullivan, W.G and Canada, J.R, "Engineering Economy", Macmillan, New York, 2011.
4. Zahid A khan: Engineering Economy, "Engineering Economy", Dorling Kindersley, 2012
5. Dr. S. N. Maheswari and Dr. S.K. Maheshwari: Financial Accounting, Vikas, 2009

**MAPPING OF COS AND POS:**

CO's	PO's												PSO's		
	1	2	3	4	5	6	7	8	9	10	11	12	1	2	3
1		3								2			1	3	
2		3												2	2
3		2													
4	2	3	3		2								2	3	
5	3	3	3		2								2		2
<b>AVg.</b>	2.5	2.4	3		2					2			1.8	2.6	2

**OBJECTIVE:**

- To provide knowledge about management issues related to staffing,
- To provide knowledge about management issues related to training,
- To provide knowledge about management issues related to performance
- To provide knowledge about management issues related to compensation
- To provide knowledge about management issues related to human factors consideration and compliance with human resource requirements.

**UNIT I INTRODUCTION TO HUMAN RESOURCE MANAGEMENT 9**

The importance of human resources – Objective of Human Resource Management - Human resource policies - Role of human resource manager.

**UNIT II HUMAN RESOURCE PLANNING 9**

Importance of Human Resource Planning – Internal and External sources of Human Resources - Recruitment - Selection – Socialization.

**UNIT III TRAINING AND EXECUTIVE DEVELOPMENT 9**

Types of training and Executive development methods – purpose – benefits.

**UNIT IV EMPLOYEE COMPENSATION 9**

Compensation plan – Reward – Motivation – Career Development - Mentor – Protege relationships.

**UNIT V PERFORMANCE EVALUATION AND CONTROL 9**

Performance evaluation – Feedback - The control process – Importance – Methods – grievances – Causes – Redressal methods.

**TOTAL: 45 PERIODS****COURSE OUTCOMES:**

- CO1:** Students would have gained knowledge on the various aspects of HRM  
**CO2:** Students will gain knowledge needed for success as a human resources professional.  
**CO3:** Students will develop the skills needed for a successful HR manager.  
**CO4:** Students would be prepared to implement the concepts learned in the workplace.  
**CO5:** Students would be aware of the emerging concepts in the field of HRM

**TEXT BOOKS:**

1. Decenzo and Robbins, "Human Resource Management", 8th Edition, Wiley, 2007.
2. John Bernardin. H., "Human Resource Management – An Experimental Approach", 5th Edition, Tata McGraw Hill, 2013, New Delhi.

**REFERENCES:**

1. Luis R., Gomez-Mejia, DavidB. Balkin and Robert L. Cardy, "Managing Human Resources", 7th Edition, PHI, 2012.
2. Dessler, "Human Resource Management", Pearson Education Limited, 2007.

**CO's- PO's & PSO's MAPPING**

CO's	PO's												PSO's		
	1	2	3	4	5	6	7	8	9	10	11	12	1	2	3
1	2	2	1	2	2	2	1	1	2	1	1	1	1	1	1
2	3	3	2	3	2	2	2	2	3	1	2	1	1	2	1
3	3	3	3	3	3	3	2	2	3	1	2	1	1	2	1
4	3	3	2	3	3	2	2	2	2	1	1	1	1	1	1
5	3	3	1	2	2	2	2	2	2	1	1	1	1	1	1
<b>AVg.</b>	2.8	2.8	1.8	2.6	2.6	2.2	1.8	1.8	2.4	1	1.4	1	1	1.4	1

**COURSE OBJECTIVES:**

The student should be made to:

Learn the Evolution of Knowledge management.

- Be familiar with tools.
- Be exposed to Applications.
- Be familiar with some case studies.

**UNIT I INTRODUCTION****9**

Introduction: An Introduction to Knowledge Management - The foundations of knowledge management- including cultural issues- technology applications organizational concepts and processes- management aspects- and decision support systems. The Evolution of Knowledge management: From Information Management to Knowledge Management - Key Challenges Facing the Evolution of Knowledge Management - Ethics for Knowledge Management.

**UNIT II CREATING THE CULTURE OF LEARNING AND KNOWLEDGE SHARING****9**

Organization and Knowledge Management - Building the Learning Organization. Knowledge Markets: Cooperation among Distributed Technical Specialists – Tacit Knowledge and Quality Assurance.

**UNIT III KNOWLEDGE MANAGEMENT-THE TOOLS****9**

Telecommunications and Networks in Knowledge Management - Internet Search Engines and Knowledge Management - Information Technology in Support of Knowledge Management - Knowledge Management and Vocabulary Control - Information Mapping in Information Retrieval - Information Coding in the Internet Environment - Repackaging Information.

**UNIT IV KNOWLEDGE MANAGEMENT APPLICATION****9**

Components of a Knowledge Strategy - Case Studies (From Library to Knowledge Center, Knowledge Management in the Health Sciences, Knowledge Management in Developing Countries).

**UNIT V FUTURE TRENDS AND CASE STUDIES****9**

Advanced topics and case studies in knowledge management - Development of a knowledge management map/plan that is integrated with an organization's strategic and business plan - A case study on Corporate Memories for supporting various aspects in the process life -cycles of an organization.

**TOTAL: 45 PERIODS****COURSE OUTCOMES:**

Upon completion of the course, the student should be able to:

**CO1:** Understand the process of acquiring knowledge from experts

**CO2:** Understand the learning organization.

**CO3:** Use the knowledge management tools.

**CO4:** Develop knowledge management Applications.

**CO5:** Design and develop enterprise applications.

**CO's- PO's & PSO's MAPPING**

CO's	PO's												PSO's			
	1	2	3	4	5	6	7	8	9	10	11	12	1	2	3	
1					1											
2					2								1			
3					2									2		
4				1	1				1					1		

5				1	1				1				1	
<b>AVg.</b>				1	1.4				1				1	1.33

**TEXT BOOK:**

1. Srikantaiah, T.K., Koenig, M., "Knowledge Management for the Information Professional" Information Today, Inc., 2000.

**REFERENCE:**

2. Nonaka, I., Takeuchi, H., "The Knowledge-Creating Company: How Japanese Companies Create the Dynamics of Innovation", Oxford University Press, 1995.

**GE3792**

**INDUSTRIAL MANAGEMENT**

**L T P C**  
**3 0 0 3**

**COURSE OBJECTIVES**

- To study the basic concepts of management; approaches to management; contributors to management studies; various forms of business organization and trade unions function in professional organizations.
- To study the planning; organizing and staffing functions of management in professional organization.
- To study the leading; controlling and decision making functions of management in professional organization.
- To learn the organizational theory in professional organization.
- To learn the principles of productivity and modern concepts in management in professional organization.

**UNIT – I INTRODUCTION TO MANAGEMENT 9**

Management: Introduction; Definition and Functions – Approaches to the study of Management – Mintzberg's Ten Managerial Roles – Principles of Taylor; Fayol; Weber; Parker – Forms of Organization: Sole Proprietorship; Partnership; Company (Private and Public); Cooperative – Public Sector Vs Private Sector Organization – Business Environment: Economic; Social; Political; Legal – Trade Union: Definition; Functions; Merits & Demerits.

**UNIT – II FUNCTIONS OF MANAGEMENT - I 9**

Planning: Characteristics; Nature; Importance; Steps; Limitation; Planning Premises; Strategic Planning; Vision & Mission statement in Planning– Organizing: Organizing Theory; Principles; Types; Departmentalization; Centralization and Decentralization; Authority & Responsibility – Staffing: Systems Approach; Recruiting and Selection Process; Human Resource Development (HRD) Concept and Design.

**UNIT – III FUNCTIONS OF MANAGEMENT - II 9**

Directing (Leading): Leadership Traits; Style; Morale; Managerial Grids (Blake-Mounton, Reddin) – Communication: Purpose; Model; Barriers – Controlling: Process; Types; Levels; Guidelines; Audit (External, Internal, Merits); Preventive Control – Decision Making: Elements; Characteristics; Nature; Process; Classifications.

**UNIT – IV ORGANIZATION THEORY 9**

Organizational Conflict: Positive Aspects; Individual; Role; Interpersonal; Intra Group; Inter Group; Conflict Management – Maslow's hierarchy of needs theory; Herzberg's motivation-hygiene theory; McClelland's three needs motivation theory; Vroom's valence-expectancy theory – Change Management: Concept of Change; Lewin's Process of Change Model; Sources of Resistance; Overcoming Resistance; Guidelines to managing Conflict.

**UNIT – V PRODUCTIVITY AND MODERN TOPICS****9**

Productivity: Concept; Measurements; Affecting Factors; Methods to Improve – Modern Topics (concept, feature/characteristics, procedure, merits and demerits); Business Process Reengineering (BPR); Benchmarking; SWOT/SWOC Analysis; Total Productive Maintenance; Enterprise Resource Planning (ERP); Management of Information Systems (MIS).

**TOTAL: 45 PERIODS****COURSE OUTCOMES:**

At the end of the course the students would be able to

- CO1 Explain basic concepts of management; approaches to management; contributors to management studies; various forms of business organization and trade unions function in professional organizations.
- CO2 Discuss the planning; organizing and staffing functions of management in professional organization.
- CO3 Apply the leading; controlling and decision making functions of management in professional organization.
- CO4 Discuss the organizational theory in professional organization.
- CO5 Apply principles of productivity and modern concepts in management in professional organization.

**TEXTBOOKS:**

- 1 M. Govindarajan and S. Natarajan, "Principles of Management", Prentice Hall of India, New Delhi, 2009.
- 2 Koontz. H. and Wehrich. H., "Essentials of Management: An International Perspective", 8<sup>th</sup> Edition, Tata McGrawhill, New Delhi, 2010.

**REFERENCES:**

- 1 Joseph J, Massie, "Essentials of Management", 4<sup>th</sup> Edition, Pearson Education, 1987.
- 2 Saxena, P. K., "Principles of Management: A Modern Approach", Global India Publications, 2009.
- 3 S.Chandran, "Organizational Behaviours", Vikas Publishing House Pvt. Ltd., 1994.
- 4 Richard L. Daft, "Organization Theory and Design", South Western College Publishing, 11<sup>th</sup> Edition, 2012.
- 5 S. Trevis Certo, "Modern Management Concepts and Skills", Pearson Education, 2018.

**MAPPING OF COS AND POS:**

CO	PO												PSO		
	1	2	3	4	5	6	7	8	9	10	11	12	1	2	3
1	1	1	1	1	1	3	2	3	2	3	1	3	1	1	1
2	1	1	1	1	1	3	2	3	2	3	1	3	1	1	1
3	1	1	1	1	1	3	2	3	2	3	1	3	1	1	1
4	1	1	1	1	1	3	2	3	2	3	1	3	1	1	1
5	1	1	1	1	1	3	2	3	2	3	1	3	1	1	1



- b) Figurative language.
- c) (Simile, metaphor, conceit, symbol, pun and irony).
- d) Personification and animation.
- e) Rhetoric and trend.

#### 4. Elements of drama

- a) Drama as representational art.
- b) Content mode and elements.
- c) Theatrical performance.
- d) Drama as narration, mediation and persuasion.
- e) Features of tragedy, comedy and satire.

### 3. READINGS:

1. An Introduction to the Study of English Literature, W.H. Hudson, Atlantic, 2007.
2. An Introduction to Literary Studies, Mario Klarer, Routledge, 2013.
3. The Experience of Poetry, Graham Mode, Open college of Arts with Open Unv Press, 1991.
4. The Elements of Fiction: A Survey, Ulf Wolf (ed), Wolfstuff, 2114.
5. The Elements of Drama, J.L.Styan, Literary Licensing, 2011.

#### 3.1 Textbook:

3.2 \*Reference Books:: To be decided by the teacher and student, on the basis of individual student so as to enable him or her to write the term paper.

### 4. OTHER SESSION:

4.1\*Tutorials:

4.2\*Laboratory:

4.3\*Project: The students will write a term paper to show their understanding of a particular piece of literature

### 5.\*ASSESSMENT:

5.1HA:

5.2Quizzes-HA:

5.3Periodical Examination: one

5.4Project/Lab: one (under the guidance of the teachers the students will take a volume of poetry, fiction or drama and write a term paper to show their understanding of it in a given context; sociological, psychological, historical, autobiographical etc.

5.5Final Exam:

**TOTAL: 45 PERIODS**

### OUTCOME OF THE COURSE:

- Students will be able to understand the relevance of literature in human life and appreciate its aspects in developing finer sensibilities.

**MX3083**

**FILM APPRECIATION**

**L T P C  
3 0 0 0**

In this course on film appreciation, the students will be introduced broadly to the development of film as an art and entertainment form. It will also discuss the language of cinema as it evolved over a century. The students will be taught as to how to read a film and appreciate the various nuances of a film as a text. The students will be guided to study film joyfully.

### **Theme - A: The Component of Films**

- A-1: The material and equipment
- A-2: The story, screenplay and script
- A-3: The actors, crew members, and the director
- A-4: The process of film making... structure of a film

### **Theme - B: Evolution of Film Language**

- B-1: Film language, form, movement etc.
- B-2: Early cinema... **silent film** (Particularly French)
- B-3: The emergence of feature films: **Birth of a Nation**
- B-4: Talkies

### **Theme - C: Film Theories and Criticism/Appreciation**

- C-1: Realist theory; Auteurs
- C-2: Psychoanalytic, Ideological, Feminists
- C-3: How to read films?
- C-4: Film Criticism / Appreciation

### **Theme - D: Development of Films**

- D-1: Representative Soviet films
- D-2: Representative Japanese films
- D-3: Representative Italian films
- D-4: Representative Hollywood film and the studio system

### **Theme - E: Indian Films**

- E-1: The early era
- E-2: The important films made by the directors
- E-3: The regional films
- E-4: The documentaries in India

### **READING:**

A Reader containing important articles on films will be prepared and given to the students. The students must read them and present in the class and have discussion on these.

**MX3084**

**DISASTER RISK REDUCTION AND MANAGEMENT**

**L T P C  
3 0 0 0**

### **COURSE OBJECTIVE**

- To impart knowledge on concepts related to disaster, disaster risk reduction, disaster management
- To acquaint with the skills for planning and organizing disaster response

### **UNIT I HAZARDS, VULNERABILITY AND DISASTER RISKS**

**9**

Definition: Disaster, Hazard, Vulnerability, Resilience, Risks – Types of Disasters: Natural, Human induced, Climate change induced –Earthquake, Landslide, Flood, Drought, Fire etc – Technological disasters- Structural collapse, Industrial accidents, oil spills -Causes, Impacts including social, Economic, political, environmental, health, psychosocial, etc.- Disaster vulnerability profile of India and Tamil Nadu - Global trends in disasters: urban disasters, pandemics, Complex emergencies, - , Inter relations between Disasters and Sustainable development Goals

### **UNIT II DISASTER RISK REDUCTION (DRR)**

**9**

Sendai Framework for Disaster Risk Reduction, Disaster cycle - Phases, Culture of safety, prevention, mitigation and preparedness community Based DRR, Structural- nonstructural measures, Roles and responsibilities of- community, Panchayati Raj Institutions / Urban Local Bodies (PRIs/ULBs), States, Centre, and other stakeholders- Early Warning System – Advisories



from Appropriate Agencies.- Relevance of indigenous Knowledge, appropriate technology and Local resources.

**UNIT III DISASTER MANAGEMENT 9**

Components of Disaster Management – Preparedness of rescue and relief, mitigation, rehabilitation and reconstruction- Disaster Risk Management and post disaster management – Compensation and Insurance- Disaster Management Act (2005) and Policy - Other related policies, plans, programmers and legislation - Institutional Processes and Framework at State and Central Level- (NDMA –SDMA-DDMA-NRDF- Civic Volunteers)

**UNIT IV TOOLS AND TECHNOLOGY FOR DISASTER MANAGEMENT 9**

Early warning systems -Components of Disaster Relief: Water, Food, Sanitation, Shelter, Health, Waste Management, Institutional arrangements (Mitigation, Response and Preparedness, – Role of GIS and Information Technology Components in Preparedness, Risk Assessment, Response and Recovery Phases of Disaster – Disaster Damage Assessment. - Elements of Climate Resilient Development –Standard operation Procedure for disaster response – Financial planning for disaster Management

**UNIT V DISASTER MANAGEMENT: CASE STUDIES 9**

Discussion on selected case studies to analyse the potential impacts and actions in the contest of disasters-Landslide Hazard Zonation: Earthquake Vulnerability Assessment of Buildings and Infrastructure: Case Studies, Drought Assessment: Case Studies, Coastal Flooding: Storm Surge Assessment, Floods: Fluvial and Pluvial Flooding: Case Studies; Forest Fire: Case Studies, Man Made disasters: Case Studies, Space Based Inputs for Disaster Mitigation and Management and field works related to disaster management.- Field work-Mock drill -

**TOTAL : 45 PERIODS**

**TEXT BOOKS:**

- 1 Taimpo (2016), Disaster Management and Preparedness, CRC Publications
- 2 Singh R (2017), Disaster Management Guidelines for earthquakes, Landslides, Avalanches and tsunami, Horizon Press Publications
- 3 Singhal J.P. “Disaster Management”, Laxmi Publications, 2010. ISBN-10: 9380386427 ISBN-13: 978-9380386423
- 4 Tushar Bhattacharya, “Disaster Science and Management”, McGraw Hill India Education Pvt. Ltd., 2012. ISBN-10: 1259007367, ISBN-13: 978-1259007361]

**REFERENCES**

1. Govt. of India: Disaster Management Act, Government of India, New Delhi, 2005.
2. Government of India, National Disaster Management Policy, 2009.
3. Shaw R (2016), Community based Disaster risk reduction, Oxford University Press

**COURSE OUTCOME:**

- CO1:** To impart knowledge on the concepts of Disaster, Vulnerability and Disaster Risk reduction (DRR)
- CO2:** To enhance understanding on Hazards, Vulnerability and Disaster Risk Assessment prevention and risk reduction
- CO3:** To develop disaster response skills by adopting relevant tools and technology
- CO4:** Enhance awareness of institutional processes for Disaster response in the country and
- CO5:** Develop rudimentary ability to respond to their surroundings with potential Disaster response in areas where they live, with due sensitivity

**CO’s – PO’s & PSO’s MAPPING**

CO's	PO's												PSO's		
	1	2	3	4	5	6	7	8	9	10	11	12	1	2	3
1	3	3	2	3	-	-	2	2	-	-	2	-	2	-	1
2	3	3	3	3	-	-	2	1	-	-	2	-	2	-	1

3	3	3	3	3	-	-	2	2	-	-	-	-	2	-	1
4	3	3	2	3	-	-	2	1	-	-	2	-	2	-	1
5	3	3	2	3	-	-	2	2	-	-	2	-	3	-	1
<b>AVG</b>	3	3	3	3	-	-	2	2	-	-	2	-	2	-	1

## MANDATORY COURSES II

**MX3085 WELL-BEING WITH TRADITIONAL PRACTICES-YOGA, AYURVEDA AND SIDDHA** **LT PC**  
**3 0 0 0**

### **COURSE OBJECTIVES:**

- To enjoy life happily with fun filled new style activities that help to maintain health also
- To adapt a few lifestyle changes that will prevent many health disorders
- To be cool and handbill every emotion very smoothly in every walk of life
- To learn to eat cost effective but healthy foods that are rich in essential nutrients
- To develop immunity naturally that will improve resistance against many health disorders

### **UNIT I HEALTH AND ITS IMPORTANCE 2+4**

**Health: Definition - Importance of maintaining health** - More importance on prevention than treatment

Ten types of health one has to maintain - Physical health - Mental health - Social health - Financial health - Emotional health - Spiritual health - Intellectual health - Relationship health - Environmental health - Occupational/Professional health.

**Present health status** - The life expectancy-present status - mortality rate - dreadful diseases - Non-communicable diseases (NCDs) the leading cause of death - 60% - heart disease – cancer – diabetes - chronic pulmonary diseases - risk factors – tobacco – alcohol - unhealthy diet - lack of physical activities.

**Types of diseases and disorders** - Lifestyle disorders – Obesity – Diabetes - Cardiovascular diseases – Cancer – Strokes – COPD - Arthritis - Mental health issues.

**Causes of the above diseases / disorders - Importance of prevention of illness** - Takes care of health - Improves quality of life - Reduces absenteeism - Increase satisfaction - Saves time

**Simple lifestyle modifications to maintain health** - Healthy Eating habits (Balanced diet according to age) Physical Activities (Stretching exercise, aerobics, resisting exercise) - Maintaining BMI-Importance and actions to be taken

### **UNIT II DIET 4+6**

**Role of diet in maintaining health** - energy one needs to keep active throughout the day - nutrients one needs for growth and repair - helps one to stay strong and healthy - helps to prevent diet-related illness, such as some cancers - keeps active and - helps one to maintain a healthy weight - helps to reduce risk of developing lifestyle disorders like diabetes – arthritis – hypertension – PCOD – infertility – ADHD – sleeplessness -helps to reduce the risk of heart diseases - keeps the teeth and bones strong.

**Balanced Diet and its 7 Components** - Carbohydrates – Proteins – Fats – Vitamins – Minerals - Fibre and Water.

**Food additives and their merits & demerits** - Effects of food additives - Types of food additives - Food additives and processed foods - Food additives and their reactions

**Definition of BMI and maintaining it with diet**

Importance - Consequences of not maintaining BMI - different steps to maintain optimal BM

**Common cooking mistakes**

Different cooking methods, merits and demerits of each method

**UNIT III      ROLE OF AYURVEDA & SIDDHA SYSTEMS IN MAINTAINING HEALTH      4+4**

**AYUSH systems and their role in maintaining health** - preventive aspect of AYUSH - AYUSH as a soft therapy.

**Secrets of traditional healthy living** - Traditional Diet and Nutrition - Regimen of Personal and Social Hygiene - Daily routine (Dinacharya) - Seasonal regimens (Ritucharya) - basic sanitation and healthy living environment - Sadvritta (good conduct) - for conducive social life.

**Principles of Siddha & Ayurveda systems** - Macrocosm and Microcosm theory - Pancheekarana Theory / (Five Element Theory) 96 fundamental Principles - Uyir Thathukkal (Tri-Dosha Theory) - Udal Thathukkal

**Prevention of illness with our traditional system of medicine**

Primary Prevention - To decrease the number of new cases of a disorder or illness - Health promotion/education, and - Specific protective measures - Secondary Prevention - To lower the rate of established cases of a disorder or illness in the population (prevalence) - Tertiary Prevention - To decrease the amount of disability associated with an existing disorder.

**UNIT IV      MENTAL WELLNESS      3+4**

**Emotional health** - Definition and types - Three key elements: the subjective experience - the physiological response - the behavioral response - Importance of maintaining emotional health - Role of emotions in daily life -Short term and long term effects of emotional disturbances - Leading a healthy life with emotions - Practices for emotional health - Recognize how thoughts influence emotions - Cultivate positive thoughts - Practice self-compassion - Expressing a full range of emotions.

**Stress management** - Stress definition - Stress in daily life - How stress affects one's life - Identifying the cause of stress - Symptoms of stress - Managing stress (habits, tools, training, professional help) - Complications of stress mismanagement.

**Sleep** - Sleep and its importance for mental wellness - Sleep and digestion.

**Immunity** - Types and importance - Ways to develop immunity

**UNIT V      YOGA      2+12**

**Definition and importance of yoga** - Types of yoga - How to Choose the Right Kind for individuals according to their age - The Eight Limbs of Yoga - Simple yogasanas for cure and prevention of health disorders - What yoga can bring to our life.

**TOTAL: 45 PERIODS**

**TEXT BOOKS:**

1. Nutrition and Dietetics - Ashley Martin, Published by White Word Publications, New York, NY 10001, USA

2. Yoga for Beginners\_ 35 Simple Yoga Poses to Calm Your Mind and Strengthen Your Body,  
by Cory Martin, Copyright © 2015 by Althea Press, Berkeley, California

#### REFERENCES:

1. WHAT WE KNOW ABOUT EMOTIONAL INTELLIGENCE How It Affects Learning, Work, Relationships, and Our Mental Health, by Moshe Zeidner, Gerald Matthews, and Richard D. Roberts  
A Bradford Book, The MIT Press, Cambridge, Massachusetts, London, England
2. The Mindful Self-Compassion Workbook, Kristin Neff, Ph.D Christopher Germer, Ph.D, Published by  
The Guilford Press A Division of Guilford Publications, Inc.370 Seventh Avenue, Suite 1200, New York, NY 10001
1. <https://www.ncbi.nlm.nih.gov/pmc/articles/PMC4799645/>
2. **Simple lifestyle modifications to maintain health**  
<https://www.niddk.nih.gov/health-information/diet-nutrition/changing-habits-better-health#:~:text=Make%20your%20new%20healthy%20habit,t%20have%20time%20to%20cook.>
3. **Read more:** <https://www.legit.ng/1163909-classes-food-examples-functions.html>
4. <https://www.yaclass.in/p/science-state-board/class-9/nutrition-and-health-5926>
5. **Benefits of healthy eating** <https://www.cdc.gov/nutrition/resources-publications/benefits-of-healthy-eating.html>
6. **Food additives** <https://www.betterhealth.vic.gov.au/health/conditionsandtreatments/food-additives>
7. **BMI** <https://www.hsph.harvard.edu/nutritionsource/healthy-weight/>  
<https://www.who.int/europe/news-room/fact-sheets/item/a-healthy-lifestyle---who-recommendations>
8. **Yoga** <https://www.healthifyme.com/blog/types-of-yoga/>  
<https://yogamedicine.com/guide-types-yoga-styles/>  
**Ayurveda** : <https://vikaspedia.in/health/ayush/ayurveda-1/concept-of-healthy-living-in-ayurveda>
9. **Siddha** : [http://www.tkdil.res.in/tkdil/langdefault/Siddha/Sid\\_Siddha\\_Concepts.asp](http://www.tkdil.res.in/tkdil/langdefault/Siddha/Sid_Siddha_Concepts.asp)
10. **CAM** : <https://www.hindawi.com/journals/ecam/2013/376327/>
11. **Preventive** herbs : <https://www.ncbi.nlm.nih.gov/pmc/articles/PMC3847409/>

#### COURSE OUTCOMES:

After completing the course, the students will be able to:

- Learn the importance of different components of health
- Gain confidence to lead a healthy life
- Learn new techniques to prevent lifestyle health disorders
- Understand the importance of diet and workouts in maintaining health

MX3086

HISTORY OF SCIENCE AND TECHNOLOGY IN INDIA

L T P C  
3 0 0 0

#### UNIT-I CONCEPTS AND PERSPECTIVES

Meaning of History

Objectivity, Determinism, Relativism, Causation, Generalization in History; Moral judgment in history

Extent of subjectivity, contrast with physical sciences, interpretation and speculation, causation verses evidence, concept of historical inevitability, Historical Positivism.

Science and Technology-Meaning, Scope and Importance, Interaction of science, technology & society, Sources of history on science and technology in India.

#### **UNIT-II HISTORIOGRAPHY OF SCIENCE AND TECHNOLOGY IN INDIA**

Introduction to the works of D.D. Kosambi, Dharmpal, Debiprasad Chattopadhyay, Rehman, S. Irfan Habib, Deepak Kumar, Dhruv Raina, and others.

#### **UNIT-III SCIENCE AND TECHNOLOGY IN ANCIENT INDIA**

Technology in pre-historic period  
Beginning of agriculture and its impact on technology  
Science and Technology during Vedic and Later Vedic times  
Science and technology from 1<sup>st</sup> century AD to C-1200.

#### **UNIT-IV SCIENCE AND TECHNOLOGY IN MEDIEVAL INDIA**

Legacy of technology in Medieval India, Interactions with Arabs  
Development in medical knowledge, interaction between Unani and Ayurveda and alchemy  
Astronomy and Mathematics: interaction with Arabic Sciences  
Science and Technology on the eve of British conquest

#### **UNIT-V SCIENCE AND TECHNOLOGY IN COLONIAL INDIA**

Science and the Empire  
Indian response to Western Science  
Growth of techno-scientific institutions

#### **UNIT-VI SCIENCE AND TECHNOLOGY IN A POST-INDEPENDENT INDIA**

Science, Technology and Development discourse  
Shaping of the Science and Technology Policy  
Developments in the field of Science and Technology  
Science and technology in globalizing India  
Social implications of new technologies like the Information Technology and Biotechnology

**TOTAL : 45 PERIODS**

**MX3087 POLITICAL AND ECONOMIC THOUGHT FOR A HUMANE SOCIETY L T P C**  
**3 0 0 0**

Pre-Requisite: None. (Desirable: Universal Human Values 1, Universal Human Values 2)

#### **OBJECTIVES:**

- This course will begin with a short overview of human needs and desires and how different political-economic systems try to fulfill them. In the process, we will end with a critique of different systems and their implementations in the past, with possible future directions.

#### **COURSE TOPICS:**

Considerations for humane society, holistic thought, human being's desires, harmony in self, harmony in relationships, society, and nature, societal systems. **(9 lectures, 1 hour each)**

(Refs: A Nagaraj, M K Gandhi, JC Kumarappa)

Capitalism – Free markets, demand-supply, perfect competition, laissez-faire, monopolies, imperialism. Liberal democracy. **(5 lectures)**

(Refs: Adam Smith, J S Mill)

Fascism and totalitarianism. World war I and II. Cold war. **(2 lectures)**

Communism – Mode of production, theory of labour, surplus value, class struggle, dialectical materialism, historical materialism, Russian and Chinese models.

(Refs: Marx, Lenin, Mao, M N Roy) **(5 lectures)**

Welfare state. Relation with human desires. Empowered human beings, satisfaction. **(3 lectures)**

Gandhian thought. Swaraj, Decentralized economy & polity, Community. Control over one's lives. Relationship with nature. **(6 lectures)**

(Refs: M K Gandhi, Schumacher, Kumarappa)

Essential elements of Indian civilization. **(3 lectures)**

(Refs: Pt Sundarlal, R C Mazumdar, Dharampal)

Technology as driver of society, Role of education in shaping of society. Future directions. **(4 lectures)** (Refs: Nandkishore Acharya, David Dixon, Levis Mumford)

**Conclusion (2 lectures)**

**Total lectures: 39**

**Preferred Textbooks:** See Reference Books

**Reference Books:** Authors mentioned along with topics above. Detailed reading list will be provided.

**GRADING:**

Mid sems	30
End sem	20
Home Assign	10
Term paper	40

**TOTAL : 45 PERIODS**

**OUTCOME:**

- The students will get an understanding of how societies are shaped by philosophy, political and economic system, how they relate to fulfilling human goals & desires with some case studies of how different attempts have been made in the past and how they have fared.

**MX3088**

**STATE, NATION BUILDING AND POLITICS IN INDIA**

**L T P C**

**3 0 0 0**

**OBJECTIVE:**

The objective of the course is to provide an understanding of the state, how it works through its main organs, primacy of politics and political process, the concept of sovereignty and its changing contours in a globalized world. In the light of this, an attempt will be made to acquaint the students with the main development and legacies of national movement and constitutional development in India, reasons for adopting a Parliamentary-federal system, the broad philosophy of the Constitution of India and the changing nature of Indian Political System. Challenges/ problems and

issues concerning national integration and nation-building will also be discussed in the contemporary context with the aim of developing a future vision for a better India.

**TOPICS:**

Understanding the need and role of State and politics.

Development of Nation-State, sovereignty, sovereignty in a globalized world.

Organs of State – Executive, Legislature, Judiciary. Separation of powers, forms of government- unitary-federal, Presidential-Parliamentary, The idea of India.

1857 and the national awakening.

1885 Indian National Congress and development of national movement – its legacies. Constitution making and the Constitution of India.

Goals, objective and philosophy.

Why a federal system?

National integration and nation-building.

Challenges of nation-building – State against democracy (Kothari)

New social movements.

The changing nature of Indian Political System, the future scenario. What can we do?

**TOTAL : 45 PERIODS**

**OUTCOME OF THE COURSE:**

It is expected that this course will make students aware of the theoretical aspect of the state, its organs, its operationalization aspect, the background and philosophy behind the founding of the present political system, broad streams and challenges of national integration and nation-building in India. It will equip the students with the real understanding of our political system/ process in correct perspective and make them sit up and think for devising ways for better participation in the system with a view to making the governance and delivery system better for the common man who is often left unheard and unattended in our democratic setup besides generating a lot of dissatisfaction and difficulties for the system.

**SUGGESTED READING:**

- i. Sunil Khilnani, The Idea of India. Penguin India Ltd., New Delhi.
- ii. Madhav Khosla, The Indian Constitution, Oxford University Press. New Delhi, 2012.
- iii. Brij Kishore Sharma, Introduction to the Indian Constitution, PHI, New Delhi, latest edition.
- iv. Sumantra Bose, Transforming India: Challenges to the World's Largest Democracy, Picador India, 2013.
- v. Atul Kohli, Democracy and Discontent: India's Growing Crisis of Governability, Cambridge University Press, Cambridge, U. K., 1991.
- vi. M. P. Singh and Rekha Saxena, Indian Politics: Contemporary Issues and Concerns, PHI, New Delhi, 2008, latest edition.
- vii. Rajni Kothari, Rethinking Democracy, Orient Longman, New Delhi, 2005.

**OBJECTIVES**

- To Understand the Introduction and basic Terminologies safety.
- To enable the students to learn about the Important Statutory Regulations and standards.
- To enable students to Conduct and participate the various Safety activities in the Industry.
- To have knowledge about Workplace Exposures and Hazards.
- To assess the various Hazards and consequences through various Risk Assessment Techniques.

**UNIT I SAFETY TERMINOLOGIES**

Hazard-Types of Hazard- Risk-Hierarchy of Hazards Control Measures-Lead indicators- lag Indicators-Flammability- Toxicity Time-weighted Average (TWA) - Threshold LimitValue (TLV) - Short Term Exposure Limit (STEL)- Immediately dangerous to life or health (IDLH)- acute and chronic Effects- Routes of Chemical Entry-Personnel Protective Equipment- Health and Safety Policy-Material Safety Data Sheet MSDS

**UNIT II STANDARDS AND REGULATIONS**

Indian Factories Act-1948- Health- Safety- Hazardous materials and Welfare- ISO 45001:2018 occupational health and safety (OH&S) - Occupational Safety and Health Audit IS14489:1998- Hazard Identification and Risk Analysis- code of practice IS 15656:2006

**UNIT III SAFETY ACTIVITIES**

Toolbox Talk- Role of safety Committee- Responsibilities of Safety Officers and Safety Representatives- Safety Training and Safety Incentives- Mock Drills- On-site Emergency Action Plan- Off-site Emergency Action Plan- Safety poster and Display- Human Error Assessment

**UNIT IV WORKPLACE HEALTH AND SAFETY**

Noise hazard- Particulate matter- musculoskeletal disorder improper sitting poster and lifting Ergonomics RULE & REBA- Unsafe act & Unsafe Condition- Electrical Hazards- Crane Safety- Toxic gas Release

**UNIT V HAZARD IDENTIFICATION TECHNIQUES**

Job Safety Analysis-Preliminary Hazard Analysis-Failure mode and Effects Analysis- Hazard and Operability- Fault Tree Analysis- Event Tree Analysis Qualitative and Quantitative Risk Assessment- Checklist Analysis- Root cause analysis- What-If Analysis- and Hazard Identification and Risk Assessment

Course outcomes on completion of this course the student will be able:

- Understand the basic concept of safety.
- Obtain knowledge of Statutory Regulations and standards.
- Know about the safety Activities of the Working Place.
- Analyze on the impact of Occupational Exposures and their Remedies
- Obtain knowledge of Risk Assessment Techniques.

**TEXTBOOKS**

1. R.K. Jain and Prof. Sunil S. Rao Industrial Safety, Health and Environment Management Systems KHANNA PUBLISHER
2. L. M. Deshmukh Industrial Safety Management: Hazard Identification and Risk Control McGraw-Hill Education

**REFERENCES**

1. Frank Lees (2012) 'Lees' Loss Prevention in Process Industries.Butterworth-Heinemann publications, UK, 4th Edition.
2. John Ridley & John Channing (2008)Safety at Work: Routledge, 7th Edition.
3. Dan Petersen (2003) Techniques of Safety Management: A System Approach.



4. Alan Waring.(1996).Safety management system: Chapman &Hall,England
5. Society of Safety Engineers, USA

### ONLINE RESOURCES

ISO 45001:2018 occupational health and safety (OH&S) International Organization for Standardization <https://www.iso.org/standard/63787.html>  
 Indian Standard code of practice on occupational safety and health audit <https://law.resource.org/pub/in/bis/S02/is.14489.1998.pdf>  
 Indian Standard code of practice on Hazard Identification and Risk Analysis IS 15656:2006 <https://law.resource.org/pub/in/bis/S02/is.15656.2006.pdf>

Course Outcomes	Statement	Program Outcome														
		PO 1	PO 2	PO 3	PO 4	PO 5	PO 6	PO 7	PO 8	PO 9	PO 10	PO 11	PO 12	PS O1	PS O2	PS O3
CO1	Understand the basic concept of safety.	3	3	3	1	1	3	2	2	3	3	1	3	3	3	3
CO2	Obtain knowledge of Statutory Regulations and standards.	2	3	2	2	1	3	2	3	3	2	1	3	3	3	3
CO3	Know about the safety Activities of the Working Place.	2	2	2	2	1	2	2	2	3	2	1	2	3	3	3
CO4	Analyze on the impact of Occupational Exposures and their Remedies	3	3	3	2	2	3	2	2	3	2	1	3	3	3	3
CO5	Obtain knowledge of Risk Assessment Techniques.	3	2	3	2	2	3	2	2	3	2	2	3	3	3	3
<b>Industrial safety</b>		3	3	3	2	1	3	2	2	3	2	1	3	3	3	3

### OPEN ELECTIVE I AND II

#### OCS351 ARTIFICIAL INTELLIGENCE AND MACHINE LEARNING FUNDAMENTALS

L T P C  
2 0 2 3

#### OBJECTIVES:

The main objectives of this course are to:

1. Understand the importance, principles, and search methods of AI
2. Provide knowledge on predicate logic and Prolog.
3. Introduce machine learning fundamentals
4. Study of supervised learning algorithms.
5. Study about unsupervised learning algorithms.

#### UNIT I INTELLIGENT AGENT AND UNINFORMED SEARCH

6

**Introduction** - Foundations of AI - History of AI - The state of the art - Risks and Benefits of AI - **Intelligent Agents** - Nature of Environment - Structure of Agent - Problem Solving Agents - Formulating Problems - **Uninformed Search** - Breadth First Search - Dijkstra's algorithm or uniform-cost search - Depth First Search - Depth Limited Search

**UNIT II PROBLEM SOLVING WITH SEARCH TECHNIQUES 6**  
**Informed Search** - Greedy Best First - A\* algorithm - Adversarial Game and Search - **Game theory** - Optimal decisions in game - Min Max Search algorithm - Alpha-beta pruning - **Constraint Satisfaction Problems (CSP)** - Examples - Map Coloring - Job Scheduling - Backtracking Search for CSP

**UNIT III LEARNING 6**  
Machine Learning: Definitions – Classification - Regression - approaches of machine learning models - Types of learning - Probability - Basics - Linear Algebra – Hypothesis space and inductive bias, Evaluation. Training and test sets, cross validation, Concept of over fitting, under fitting, Bias and Variance - **Regression**: Linear Regression - Logistic Regression

**UNIT IV SUPERVISED LEARNING 6**  
**Neural Network**: Introduction, Perceptron Networks – Adaline - Back propagation networks - **Decision Tree**: Entropy – Information gain - Gini Impurity - classification algorithm - Rule based Classification - **Naïve Bayesian classification** - **Support Vector Machines (SVM)**

**UNIT V UNSUPERVISED LEARNING 6**  
**Unsupervised Learning** – Principle Component Analysis - **Neural Network**: Fixed Weight Competitive Nets - Kohonen Self-Organizing Feature Maps – **Clustering**: Definition - Types of Clustering – Hierarchical clustering algorithms – k-means algorithm

**TOTAL : 30 PERIODS**

**PRACTICAL EXERCISES: 30 PERIODS**

**Programs for Problem solving with Search**

1. Implement breadth first search
2. Implement depth first search
3. Analysis of breadth first and depth first search in terms of time and space
4. Implement and compare Greedy and A\* algorithms.

**Supervised learning**

5. Implement the non-parametric locally weighted regression algorithm in order to fit data points. Select appropriate data set for your experiment and draw graphs
6. Write a program to demonstrate the working of the decision tree based algorithm.
7. Build an artificial neural network by implementing the back propagation algorithm and test the same using appropriate data sets.
8. Write a program to implement the naïve Bayesian classifier.

**Unsupervised learning**

9. Implementing neural network using self-organizing maps
10. Implementing k-Means algorithm to cluster a set of data.
11. Implementing hierarchical clustering algorithm.

Note:

- Installation of gnu-prolog, Study of Prolog (gnu-prolog).
- The programs can be implemented in using C++/JAVA/ Python or appropriate tools can be used by designing good user interface
- Data sets can be taken from standard repositories (<https://archive.ics.uci.edu/ml/datasets.html>) or constructed by the students.

**OUTCOMES:**

CO1: Understand the foundations of AI and the structure of Intelligent Agents

CO2: Use appropriate search algorithms for any AI problem

CO3: Study of learning methods

CO4: Solving problem using Supervised learning

CO5: Solving problem using Unsupervised learning

**TOTAL PERIODS: 60**

## TEXT BOOK

1. S. Russell and P. Norvig, "Artificial Intelligence: A Modern Approach", Prentice Hall, Fourth Edition, 2021
2. S.N.Sivanandam and S.N.Deepa, Principles of soft computing-Wiley India.3 rd ed,

## REFERENCES

1. Machine Learning. Tom Mitchell. First Edition, McGraw- Hill, 1997.
2. I. Bratko, "Prolog: Programming for Artificial Intelligencell, Fourth edition, Addison-Wesley Educational Publishers Inc., 2011.
3. C. Muller & Sarah Alpaydin, Ethem. Introduction to machine learning. MIT press, 2020.

**OCS352**

**IOT CONCEPTS AND APPLICATIONS**

**L T P C**  
**2 0 2 3**

### OBJECTIVES:

- To apprise students with basic knowledge of IoT that paves a platform to understand physical and logical design of IOT
- To teach a student how to analyse requirements of various communication models and protocols for cost-effective design of IoT applications on different IoT platforms.
- To introduce the technologies behind Internet of Things(IoT).
- To explain the students how to code for an IoT application using Arduino/Raspberry Pi open platform.
- To apply the concept of Internet of Things in real world scenario.

### **UNIT I INTRODUCTION TO INTERNET OF THINGS 5**

Evolution of Internet of Things – Enabling Technologies – IoT Architectures: oneM2M, IoT World Forum (IoTWF) and Alternative IoT Models – Simplified IoT Architecture and Core IoT Functional Stack – Fog, Edge and Cloud in IoT

### **UNIT II COMPONENTS IN INTERNET OF THINGS 5**

Functional Blocks of an IoT Ecosystem – Sensors, Actuators, and Smart Objects – Control Units - Communication modules (Bluetooth, Zigbee,Wifi, GPS, GSM Modules)

### **UNIT III PROTOCOLS AND TECHNOLOGIES BEHIND IOT 6**

IOT Protocols - IPv6, 6LoWPAN, MQTT, CoAP - RFID, Wireless Sensor Networks, BigData Analytics, Cloud Computing, Embedded Systems.

### **UNIT IV OPEN PLATFORMS AND PROGRAMMING 7**

IOT deployment for Raspberry Pi /Arduino platform-Architecture –Programming – Interfacing – Accessing GPIO Pins – Sending and Receiving Signals Using GPIO Pins – Connecting to the Cloud.

### **UNIT V IOT APPLICATIONS 7**

Business models for the internet of things, Smart city, Smart mobility and transport, Industrial IoT, Smart health, Environment monitoring and surveillance – Home Automation – Smart Agriculture

**30 PERIODS**

### **PRACTICAL EXERCISES: 30 PERIODS**

1. Introduction to Arduino platform and programming
2. Interfacing Arduino to Zigbee module
3. Interfacing Arduino to GSM module
4. Interfacing Arduino to Bluetooth Module
5. Introduction to Raspberry PI platform and python programming

6. Interfacing sensors to Raspberry PI
7. Communicate between Arduino and Raspberry PI using any wireless medium
8. Setup a cloud platform to log the data
9. Log Data using Raspberry PI and upload to the cloud platform
10. Design an IOT based system

**OUTCOMES:**

- CO 1:** Explain the concept of IoT.  
**CO 2:** Understand the communication models and various protocols for IoT.  
**CO 3:** Design portable IoT using Arduino/Raspberry Pi /open platform  
**CO 4:** Apply data analytics and use cloud offerings related to IoT.  
**CO 5:** Analyze applications of IoT in real time scenario.

**TOTAL PERIODS:60**

**TEXTBOOKS**

1. Robert Barton, Patrick Grossetete, David Hanes, Jerome Henry, Gonzalo Salgueiro, “IoT Fundamentals: Networking Technologies, Protocols, and Use Cases for the Internet of Things”, CISCO Press, 2017
2. Samuel Greengard, The Internet of Things, The MIT Press, 2015

**REFERENCES**

1. Perry Lea, “Internet of things for architects”, Packt, 2018
2. Olivier Hersent, David Boswarthick, Omar Elloumi , “The Internet of Things – Key applications and Protocols”, Wiley, 2012
3. IOT (Internet of Things) Programming: A Simple and Fast Way of Learning, IOT Kindle Edition.
4. Dieter Uckelmann, Mark Harrison, Michahelles, Florian (Eds), “Architecting the Internet of Things”, Springer, 2011.
5. ArshdeepBahga, Vijay Madiseti, “Internet of Things – A hands-on approach”, Universities Press, 2015
6. <https://www.arduino.cc/>  
[https://www.ibm.com/smarterplanet/us/en/?ca=v\\_smarterplanet](https://www.ibm.com/smarterplanet/us/en/?ca=v_smarterplanet)

**OCS353**

**DATA SCIENCE FUNDAMENTALS**

**L T P C  
2 0 2 3**

**COURSE OBJECTIVES:**

- Familiarize students with the data science process.
- Understand the data manipulation functions in Numpy and Pandas.
- Explore different types of machine learning approaches.
- Understand and practice visualization techniques using tools.
- Learn to handle large volumes of data with case studies.

**UNIT I INTRODUCTION**

**6**

Data Science: Benefits and uses – facets of data - Data Science Process: Overview – Defining research goals – Retrieving data – data preparation - Exploratory Data analysis – build the model – presenting findings and building applications - Data Mining - Data Warehousing – Basic statistical descriptions of Data

**UNIT II DATA MANIPULATION**

**9**

Python Shell - Jupyter Notebook - IPython Magic Commands - NumPy Arrays-Universal Functions – Aggregations – Computation on Arrays – Fancy Indexing – Sorting arrays – Structured data – Data manipulation with Pandas – Data Indexing and Selection – Handling missing data –

Hierarchical indexing – Combining datasets – Aggregation and Grouping – String operations – Working with time series – High performance

### **UNIT III MACHINE LEARNING**

**5**

The modeling process - Types of machine learning - Supervised learning - Unsupervised learning - Semi-supervised learning- Classification, regression - Clustering – Outliers and Outlier Analysis

### **UNIT IV DATA VISUALIZATION**

**5**

Importing Matplotlib – Simple line plots – Simple scatter plots – visualizing errors – density and contour plots – Histograms – legends – colors – subplots – text and annotation – customization – three dimensional plotting - Geographic Data with Basemap - Visualization with Seaborn

### **UNIT V HANDLING LARGE DATA**

**5**

Problems - techniques for handling large volumes of data - programming tips for dealing with large data sets- Case studies: Predicting malicious URLs, Building a recommender system - Tools and techniques needed - Research question - Data preparation - Model building – Presentation and automation.

### **PRACTICAL EXERCISES:**

**30 PERIODS**

**30 PERIODS**

### **LAB EXERCISES**

1. Download, install and explore the features of Python for data analytics.
2. Working with Numpy arrays
3. Working with Pandas data frames
4. Basic plots using Matplotlib
5. Statistical and Probability measures
  - a) Frequency distributions
  - b) Mean, Mode, Standard Deviation
  - c) Variability
  - d) Normal curves
  - e) Correlation and scatter plots
  - f) Correlation coefficient
  - g) Regression
6. Use the standard benchmark data set for performing the following:
  - a) Univariate Analysis: Frequency, Mean, Median, Mode, Variance, Standard Deviation, Skewness and Kurtosis.
  - b) Bivariate Analysis: Linear and logistic regression modelling.
7. Apply supervised learning algorithms and unsupervised learning algorithms on any data set.
8. Apply and explore various plotting functions on any data set.

**Note: Example data sets like: UCI, Iris, Pima Indians Diabetes etc.**

### **COURSE OUTCOMES:**

**At the end of this course, the students will be able to:**

- CO1:** Gain knowledge on data science process.
- CO2:** Perform data manipulation functions using Numpy and Pandas.
- CO3:** Understand different types of machine learning approaches.
- CO4:** Perform data visualization using tools.
- CO5:** Handle large volumes of data in practical scenarios.

**TOTAL PERIODS:60**

### **TEXT BOOKS**

1. David Cielen, Arno D. B. Meysman, and Mohamed Ali, "Introducing Data Science", Manning Publications, 2016.

2. Jake VanderPlas, "Python Data Science Handbook", O'Reilly, 2016.

## REFERENCES

1. Robert S. Witte and John S. Witte, "Statistics", Eleventh Edition, Wiley Publications, 2017.
2. Allen B. Downey, "Think Stats: Exploratory Data Analysis in Python", Green Tea Press, 2014.

**CCS333**

**AUGMENTED REALITY/VIRTUAL REALITY**

**L T P C**  
**2 0 2 3**

### OBJECTIVES:

- To impart the fundamental aspects and principles of AR/VR technologies.
- To know the internals of the hardware and software components involved in the development of AR/VR enabled applications.
- To learn about the graphical processing units and their architectures.
- To gain knowledge about AR/VR application development.
- To know the technologies involved in the development of AR/VR based applications.

### UNIT I INTRODUCTION

**7**

Introduction to Virtual Reality and Augmented Reality – Definition – Introduction to Trajectories and Hybrid Space-Three I's of Virtual Reality – Virtual Reality Vs 3D Computer Graphics – Benefits of Virtual Reality – Components of VR System – Introduction to AR-AR Technologies-Input Devices – 3D Position Trackers – Types of Trackers – Navigation and Manipulation Interfaces – Gesture Interfaces – Types of Gesture Input Devices – Output Devices – Graphics Display – Human Visual System – Personal Graphics Displays – Large Volume Displays – Sound Displays – Human Auditory System.

### UNIT II VR MODELING

**6**

Modeling – Geometric Modeling – Virtual Object Shape – Object Visual Appearance – Kinematics Modeling – Transformation Matrices – Object Position – Transformation Invariants – Object Hierarchies – Viewing the 3D World – Physical Modeling – Collision Detection – Surface Deformation – Force Computation – Force Smoothing and Mapping – Behavior Modeling – Model Management.

### UNIT III VR PROGRAMMING

**6**

VR Programming – Toolkits and Scene Graphs – World ToolKit – Java 3D – Comparison of World ToolKit and Java 3D

### UNIT IV APPLICATIONS

**6**

Human Factors in VR – Methodology and Terminology – VR Health and Safety Issues – VR and Society-Medical Applications of VR – Education, Arts and Entertainment – Military VR Applications – Emerging Applications of VR – VR Applications in Manufacturing – Applications of VR in Robotics – Information Visualization – VR in Business – VR in Entertainment – VR in Education.

### UNIT V AUGMENTED REALITY

**5**

Introduction to Augmented Reality-Computer vision for AR-Interaction-Modelling and Annotation-Navigation-Wearable devices

**30 PERIODS**

### PRACTICAL EXERCISES:

**30 PERIODS**

1. Study of tools like Unity, Maya, 3DS MAX, AR toolkit, Vuforia and Blender.
2. Use the primitive objects and apply various projection types by handling camera.
3. Download objects from asset store and apply various lighting and shading effects.
4. Model three dimensional objects using various modelling techniques and apply textures over them.

5. Create three dimensional realistic scenes and develop simple virtual reality enabled mobile applications which have limited interactivity.
6. Add audio and text special effects to the developed application.
7. Develop VR enabled applications using motion trackers and sensors incorporating full haptic interactivity.
8. Develop AR enabled applications with interactivity like E learning environment, Virtual walkthroughs and visualization of historic places.
9. Develop AR enabled simple applications like human anatomy visualization, DNA/RNA structure visualization and surgery simulation.
10. Develop simple MR enabled gaming applications.

**TOTAL PERIODS:60**

**OUTCOMES:**

**On completion of the course, the students will be able to:**

**CO1:** Understand the basic concepts of AR and VR

**CO2:** Understand the tools and technologies related to AR/VR

**CO3:** Know the working principle of AR/VR related Sensor devices

**CO4:** Design of various models using modeling techniques

**CO5:** Develop AR/VR applications in different domains

**TEXTBOOKS:**

1. Charles Palmer, John Williamson, "Virtual Reality Blueprints: Create compelling VR experiences for mobile", Packt Publisher, 2018
2. Dieter Schmalstieg, Tobias Hollerer, "Augmented Reality: Principles & Practice", Addison Wesley, 2016
3. John Vince, "Introduction to Virtual Reality", Springer-Verlag, 2004.
4. William R. Sherman, Alan B. Craig: Understanding Virtual Reality – Interface, Application, Design", Morgan Kaufmann, 2003

**CO's – PO's & PSO's MAPPING**

CO's	PO's												PSO's			
	1	2	3	4	5	6	7	8	9	10	11	12	1	2	3	
<b>1</b>	3	2	2	-	3	-	-	-	2	2	1	2	2	1	2	
<b>2</b>	3	2	2	1	3	-	-	-	3	2	2	3	3	1	2	
<b>3</b>	3	3	2	2	3	-	-	-	3	2	1	2	3	2	2	
<b>4</b>	3	3	3	2	3	-	-	-	3	2	2	3	3	2	2	
<b>5</b>	3	3	3	3	3	-	-	-	3	3	3	3	3	3	3	
<b>AVg.</b>	<b>3.00</b>	<b>2.60</b>	<b>2.40</b>	<b>2.00</b>	<b>3.00</b>	-	-	-	<b>2.80</b>	<b>2.20</b>	<b>1.80</b>	<b>2.60</b>	<b>2.80</b>	<b>1.80</b>	<b>2.20</b>	

### OPEN ELCTIVE III

OHS351

ENGLISH FOR COMPETITIVE EXAMINATIONS

L T P C  
3 0 0 3

#### **Course Description:**

Students aspiring to take up competitive exams of which the English language is a vital component will find this course useful. Designed for students in the higher semesters, the course will help students to familiarise themselves with those aspects of English that are tested in these examinations.

#### **Objectives:**

- To train the students in the language components essential to face competitive examinations both at the national (UPSC, Banking, Railway, Defence) and the international level (GRE, TOEFL, IELTS).
- To enhance an awareness of the specific patterns in language testing and the respective skills to tackle verbal reasoning and verbal ability tests.
- To inculcate effective practices in language-learning in order to improve accuracy in usage of grammar and coherence in writing.
- To improve students' confidence to express their ideas and opinions in formal contexts
- To create awareness of accuracy and precision in communication

#### **UNIT I**

9

Orientation on different formats of competitive exams - Vocabulary – Verbal ability – Verbal reasoning - Exploring the world of words – Essential words – Meaning and their usage – Synonyms-antonyms – Word substitution – Word analogy – Idioms and phrases – Commonly confused words – Spellings – Word expansion – New words in use.

#### **UNIT II**

9

Grammar – Sentence improvement –Sentence completion – Rearranging phrases into sentences – Error identification –Tenses – Prepositions – Adjectives – Adverbs – Subject-verb agreement – Voice – Reported speech – Articles – Clauses – Speech patterns.

#### **UNIT III**

9

Reading - Specific information and detail – Identifying main and supporting ideas – Speed reading techniques – Improving global reading skills – Linking ideas – Summarising – Understanding argument – Identifying opinion/attitude and making inferences - Critical reading.

#### **UNIT IV**

9

Writing – Pre-writing techniques – Mindmap - Describing pictures and facts - Paragraph structure – organising points – Rhetoric writing – Improving an answer – Drafting, writing and developing an argument – Focus on cohesion – Using cohesive devices –Analytic writing – Structure and types of essay – Mind maps – Structure of drafts, letters, memos, emails – Statements of Purpose – Structure, Content and Style.

#### **UNIT V**

9

Listening and Speaking – Contextual listening – Listening to instructions – Listening for specific information – Identifying detail, main ideas – Following signpost words – Stress, rhythm and intonation - Speaking to respond and elicit ideas – Guided speaking – Opening phrases – Interactive communication – Dysfluency -Sentence stress – Speaking on a topic – Giving opinions – Giving an oral presentation – Telling a story or a personal anecdote – Talking about oneself - Utterance – Speech acts- Brainstorming ideas – Group discussion.

**TOTAL: 45 PERIODS**

#### **Learning Outcomes:**



At the end of the course, learners will be able

- expand their vocabulary and gain practical techniques to read and comprehend a wide range of texts with the emphasis required
- identify errors with precision and write with clarity and coherence
- understand the importance of task fulfilment and the usage of task-appropriate vocabulary
- communicate effectively in group discussions, presentations and interviews
- write topic based essays with precision and accuracy

### CO-PO & PSO MAPPING

CO	PO												PSO		
	1	2	3	4	5	6	7	8	9	10	11	12	1	2	3
1	1	3	3	1	3	3	3	3	1	3	1	3	-	-	-
2	2	3	3	2	3	3	3	3	1	3	3	3	-	-	-
3	3	3	3	3	3	3	3	3	3	3	3	3	-	-	-
4	2	2	2	2	2	2	2	2	3	3	3	3	-	-	-
5	2	2	2	2	2	2	2	2	2	3	2	3	-	-	-
AVg.	2	2.6	2.6	2	2.6	2.6	2.6	2.6	2	3	2.4	3	-	-	-

- 1-low, 2-medium, 3-high, ‘-’- no correlation

**Note:** The average value of this course to be used for program articulation matrix.

#### Teaching Methods:

Instructional methods will involve discussions, taking mock tests on various question papers – Objective, multiple-choice and descriptive. Peer evaluation, self-check on improvement and peer feedback - Practice sessions on speaking assessments, interview and discussion – Using multimedia.

#### Evaluative Pattern:

Internal Tests – 50%

End Semester Exam - 50%

#### TEXTBOOKS:

1. R.P.Bhatnagar - *General English for Competitive Examinations*. Macmillan India Limited, 2009.

#### REFERENCEBOOKS:

1. Educational Testing Service - *The Official Guide to the GRE Revised General Test*, Tata McGraw Hill, 2010.
2. *The Official Guide to the TOEFL Test*, Tata McGraw Hill, 2010.
3. R Rajagopalan- *General English for Competitive Examinations*, McGraw Hill Education (India) Private Limited, 2008.

#### Websites

<http://www.examenglish.com/>, <http://www.ets.org/>, <http://www.bankxams.com/>  
<http://civilservicesmentor.com/>, <http://www.educationobserver.com>  
<http://www.cambridgeenglish.org/in/>

OCE353

LEAN CONCEPTS, TOOLS AND PRACTICES

L T P C  
3 0 0 3

#### OBJECTIVE:

- To impart knowledge about the basics of lean principles, tools and techniques, and implementation in the construction industry.

UNIT I

INTRODUCTION

9

Introduction and overview of the construction project management - Review of Project Management & Productivity Measurement Systems - Productivity in Construction - Daily Progress Report-The state of the industry with respect to its management practices -construction project phases - The problems with current construction management techniques.

**UNIT II LEAN MANAGEMENT 9**

Introduction to lean management - Toyota’s management principle-Evolution of lean in construction industry - Production theories in construction –Lean construction value - Value in construction - Target value design - Lean project delivery system- Forms of waste in construction industry - Waste Elimination.

**UNIT III CORE CONCEPTS IN LEAN 9**

Concepts in lean thinking – Principles of lean construction – Variability and its impact – Traditional construction and lean construction – Traditional project delivery - Lean construction and workflow reliability – Work structuring – Production control.

**UNIT IV LEAN TOOLS AND TECHNIQUES 9**

Value Stream Mapping – Work sampling – Last planner system – Flow and pull based production – Last Planner System – Look ahead schedule – constraint analysis – weekly planning meeting-Daily Huddles – Root cause analysis – Continuous improvement – Just in time.

**UNIT V LEAN IMPLEMENTATION IN CONSTRUCTION INDUSTRY 9**

Lean construction implementation- Enabling lean through information technology - Lean in design - Design Structure - BIM (Building Information Modelling) - IPD (Integrated Project Delivery) – Sustainability through lean construction approach.

**TOTAL: 45 PERIODS**

**OUTCOME:**

On completion of this course, the student is expected to be able to

- CO1** Explains the contemporary management techniques and the issues in present scenario.
- CO2** Apply the basics of lean management principles and their evolution from manufacturing industry to construction industry.
- CO3** Develops a better understanding of core concepts of lean construction tools and techniques and their importance in achieving better productivity.
- CO4** Apply lean techniques to achieve sustainability in construction projects.
- CO5** Apply lean construction techniques in design and modeling.

**REFERENCES:**

1. Corfe, C. and Clip, B., Implementing lean in construction: Lean and the sustainability agenda, CIRIA, 2013.
2. Shang Gao and Sui Pheng Low, Lean Construction Management: The Toyota Way, Springer, 2014.
3. Dave, B., Koskela, L., Kiviniemi, A., Owen, R., andTzortzopoulos, P.,Implementing lean in construction: Lean construction and BIM, CIRIA, 2013.
4. Ballard, G., Tommelein, I., Koskela, L. and Howell, G., Lean construction tools and techniques, 2002.
5. Salem, O., Solomon, J., Genaidy, A. and Luegring, M., Site implementation and Assessment of Lean Construction Techniques, Lean Construction Journal, 2005.

**OMG352 NGOS AND SUSTAINABLE DEVELOPMENT**

**L T P C**  
**3 0 0 3**

**COURSE OBJECTIVES**

- . to understand the importance of sustainable development

- to acquire a reasonable knowledge on the legal frameworks pertaining to pollution control and environmental management
- to comprehend the role of NGOs in attaining sustainable development

**UNIT I ENVIRONMENTAL CONCERNS 9**

Introduction to sustainable development goals, Global responsibility of environmental concern, Importance of environmental preservation, Environmental threats, Pollution and its types, Effects of Pollution, Pollution control, Treatment of wastes

**UNIT II ROLE OF NGOS 9**

Role of NGO's in national development, NGO's and participatory management, Challenges and limitations of NGO's, Community Development programmes, Role of NGO's in Community Development programmes, Participation of NGO's in environment management, Corporate Social responsibility, NGO's and corporate social responsibility

**UNIT III SUSTAINABLE DEVELOPMENT 9**

Issues and Challenges of Sustainable Development, Bioenergy, Sustainable Livelihoods and Rural Poor in Sustainable Development, Protecting ecosystem services for sustainable development, Non-renewable sources of energy and its effect, Renewable sources of energy for sustainability, Nuclear resources and Legal Regulation of Hazardous Substances, Sustainable Development: Programme and Policies, Sustainability assessment and Indicators

**UNIT IV NGO'S FOR SUSTAINABILITY 9**

Civil Society Initiatives in Environment Management, Civil Society Initiatives for Sustainable Development, Global Initiatives in Protecting Global Environment, World Summit on Sustainable Development (Johannesburg Summit 2002), Ecological economics, Environmental sustainability, Social inclusion, Health for all, education for all, Food security and Water security, NGOs and Sustainable Development strategies

**UNIT V LEGAL FRAMEWORKS 9**

Need for a Legal framework and its enforcement, Legal measures to control pollution, Environmental Legislations in India, Mechanism to implement Environmental Laws in India, Legal Protection of Forests Act 1927, Legal Protection of Wild Life, Role of NGO's in implementing environmental laws, Challenges in the implementation of environmental legislation

**TOTAL 45 : PERIODS**

**OUTCOMES**

Upon completion of this course, the student will :

CO1 Have a thorough grounding on the issues and challenges being faced in attaining sustainable development

CO2 have a knowledge on the role of NGOs towards sustainable developemnt

CO 3 present strategies for NGOs in attaining sustainable development

CO 4 recognize the importance of providing energy, food security and health equity to all members of the society without damaging the environment

CO 5 understand the environmental legislations

**REFERENCE BOOKS**

1. Kulsange, S and Kamble, R. (2019). Environmental NGO's: Sustainability Stewardship, Lap Lambert Academic Publishing, India, ISBN-13: 978-6200442444.
2. Dodds, F. (2007). NGO diplomacy: The influence of nongovernmental organizations in international environmental negotiations. Mit Press, Cambridge, ISBN-13: 978-0262524766.
3. Ghosh, S. (Ed.). (2019). Indian environmental law: Key concepts and principles. Orient BlackSwan, India, ISBN-13: 978-9352875795.
4. Alan Fowler and Chiku Malunga (2010) NGO Management: The Earthscan Companion, Routledge, ISBN-13 : 978-1849711197.

<b>OMG353</b>	<b>DEMOCRACY AND GOOD GOVERNANCE</b>	<b>L T P C</b>
		<b>3 0 0 3</b>
<b>UNIT-I</b>		<b>(9)</b>
Structure and Process of Governance: Indian Model of Democracy, Parliament, Party Politics and Electoral Behaviour, Federalism, the Supreme Court and Judicial Activism, Units of Local Governance		
<b>UNIT-II</b>		<b>(9)</b>
Regulatory Institutions – SEBI, TRAI, Competition Commission of India,		
<b>UNIT-III</b>		<b>(9)</b>
Lobbying Institutions: Chambers of Commerce and Industries, Trade Unions, Farmers Associations, etc.		
<b>UNIT-IV</b>		<b>(9)</b>
Contemporary Political Economy of Development in India: Policy Debates over Models of Development in India, Recent trends of Liberalisation of Indian Economy in different sectors, E-governance		
<b>UNIT-V</b>		<b>(9)</b>
Dynamics of Civil Society: New Social Movements, Role of NGO's, Understanding the political significance of Media and Popular Culture.		
		<b>TOTAL 45 : PERIODS</b>

**REFERENCES:**

1. Atul Kohli (ed.): The Success of India's Democracy, Cambridge University Press, 2001.
2. Corbridge, Stuart and John Harris: Reinventing India: Liberalisation, Hindu Nationalism and Popular Democracy, Oxford University Press, 2000.
3. J.Dreze and A.Sen, India: Economic Development and Social Opportunity, Clarendon, 1995.
4. Saima Saeed: Screening the Public Sphere: Media and Democracy in India, 2013
5. Himat Singh: Green Revolution Reconsidered: The Rural World of Punjab, OUP, 2001.
6. Jagdish Bhagwati: India in Transition: Freeing The Economy, 1993.
7. Smitu Kothari: Social Movements and the Redefinition of Democracy, Boulder, Westview, 1993.

<b>CME365</b>	<b>RENEWABLE ENERGY TECHNOLOGIES</b>	<b>L T P C</b>
		<b>3 0 0 3</b>

**COURSE OBJECTIVES**

- 1 To know the Indian and global energy scenario
- 2 To learn the various solar energy technologies and its applications.
- 3 To educate the various wind energy technologies.
- 4 To explore the various bio-energy technologies.
- 5 To study the ocean and geothermal technologies.

<b>UNIT – I</b>	<b>ENERGY SCENARIO</b>	<b>9</b>
Indian energy scenario in various sectors – domestic, industrial, commercial, agriculture, transportation and others – Present conventional energy status – Present renewable energy status-Potential of various renewable energy sources-Global energy status-Per capita energy consumption - Future energy plans		
<b>UNIT – II</b>	<b>SOLAR ENERGY</b>	<b>9</b>

Solar radiation – Measurements of solar radiation and sunshine – Solar spectrum - Solar thermal collectors – Flat plate and concentrating collectors – Solar thermal applications – Solar thermal energy storage – Fundamentals of solar photo voltaic conversion – Solar cells – Solar PV Systems – Solar PV applications.

**UNIT – III WIND ENERGY 9**

Wind data and energy estimation – Betz limit - Site selection for windfarms – characteristics - Wind resource assessment - Horizontal axis wind turbine – components - Vertical axis wind turbine – Wind turbine generators and its performance – Hybrid systems – Environmental issues - Applications.

**UNIT – IV BIO-ENERGY 9**

Bio resources – Biomass direct combustion – thermochemical conversion - biochemical conversion-mechanical conversion - Biomass gasifier - Types of biomass gasifiers - Cogeneration -- Carbonisation – Pyrolysis - Biogas plants – Digesters –Biodiesel production – Ethanol production - Applications.

**UNIT – V OCEAN AND GEOTHERMAL ENERGY 9**

Small hydro - Tidal energy – Wave energy – Open and closed OTEC Cycles – Limitations – Geothermal energy – Geothermal energy sources - Types of geothermal power plants – Applications - Environmental impact.

**TOTAL: 45 PERIODS**

**OUTCOMES:**

At the end of the course the students would be able to

- Discuss the Indian and global energy scenario.
- Describe the various solar energy technologies and its applications.
- Explain the various wind energy technologies.
- Explore the various bio-energy technologies.
- Discuss the ocean and geothermal technologies.

**TEXT BOOKS:**

- Fundamentals and Applications of Renewable Energy | Indian Edition, by Mehmet Kanoglu, Yunus A. Cengel, John M. Cimbala, cGraw Hill; First edition (10 December 2020), ISBN-10 : 9390385636
- Renewable Energy Sources and Emerging Technologies, by Kothari, Prentice Hall India Learning Private Limited; 2nd edition (1 January 2011), ISBN-10 : 8120344707

**REFERENCES:**

1. Godfrey Boyle, “Renewable Energy, Power for a Sustainable Future”, Oxford University Press, U.K., 2012.
2. Rai.G.D., “Non-Conventional Energy Sources”, Khanna Publishers, New Delhi, 2014.
3. Sukhatme.S.P., “Solar Energy: Principles of Thermal Collection and Storage”, Tata McGraw Hill Publishing Company Ltd., New Delhi, 2009.
4. Tiwari G.N., “Solar Energy – Fundamentals Design, Modelling and applications”, Alpha Science Intl Ltd, 2015.
5. Twidell, J.W. & Weir A., “Renewable Energy Resources”, EFNSpon Ltd., UK, 2015.

CO	PO												PSO		
	1	2	3	4	5	6	7	8	9	10	11	12	1	2	3
1	1	1	1	1	1	2	3	2	2	1	1	3	2	1	2
2	3	2	2	1	1	1	3	1	1	1	2	3	2	1	2
3	3	2	3	1	2	1	3	1	1	1	1	3	1	1	2
4	2	2	2	1	2	1	3	1	1	1	2	3	2	2	2
5	2	1	2	1	2	1	3	1	1	1	1	3	2	1	2

Low (1) ; Medium (2) ; High (3)

**OBJECTIVES:**

The course aims to

- Introduce tools & techniques of design thinking for innovative product development
- Illustrate customer-centric product innovation using on simple use cases
- Demonstrate development of Minimum usable Prototypes
- Outline principles of solution concepts & their evaluation
- Describe system thinking principles as applied to complex systems

**UNIT I DESIGN THINKING PRINCIPLES****9**

Exploring Human-centered Design - Understanding the Innovation process, discovering areas of opportunity, Interviewing & empathy-building techniques, Mitigate validation risk with FIR [Forge Innovation rubric] - Case studies

**UNIT II ENDUSER-CENTRIC INNOVATION****9**

Importance of customer-centric innovation - Problem Validation and Customer Discovery - Understanding problem significance and problem incidence - Customer Validation. Target user, User persona & user stories. Activity: Customer development process - Customer interviews and field visit

**UNIT III APPLIED DESIGN THINKING TOOLS****9**

Concept of Minimum Usable Prototype [MUP] - MUP challenge brief - Designing & Crafting the value proposition - Designing and Testing Value Proposition; Design a compelling value proposition; Process, tools and techniques of Value Proposition Design

**UNIT IV CONCEPT GENERATION****9**

Solution Exploration, Concepts Generation and MUP design- Conceptualize the solution concept; explore, iterate and learn; build the right prototype; Assess capability, usability and feasibility. Systematic concept generation; evaluation of technology alternatives and the solution concepts

**UNIT V SYSTEM THINKING****9**

System Thinking, Understanding Systems, Examples and Understandings, Complex Systems

**TOTAL: 45 PERIODS****COURSE OUTCOMES**

**At the end of the course, learners will be able to:**

- Define & test various hypotheses to mitigate the inherent risks in product innovations.
- Design the solution concept based on the proposed value by exploring alternate solutions to achieve value-price fit.
- Develop skills in empathizing, critical thinking, analyzing, storytelling & pitching
- Apply system thinking in a real-world scenario

**TEXT BOOKS**

1. Steve Blank, (2013), The four steps to epiphany: Successful strategies for products that win, Wiley.
2. Alexander Osterwalder, Yves Pigneur, Gregory Bernarda, Alan Smith, Trish Papadacos, (2014), Value Proposition Design: How to Create Products and Services Customers Want, Wiley
3. Donella H. Meadows, (2015), "Thinking in Systems -A Primer", Sustainability Institute.
4. Tim Brown,(2012) "Change by Design: How Design Thinking Transforms Organizations and Inspires Innovation", Harper Business.

## REFERENCES

1. <https://www.ideo.com/pages/design-thinking#process>
2. [https://blog.forgeforward.in/valuation-risk-versus-validation-risk-in-product-innovations-49f253ca86\\_24](https://blog.forgeforward.in/valuation-risk-versus-validation-risk-in-product-innovations-49f253ca86_24)
3. <https://blog.forgeforward.in/product-innovation-rubric-adf5ebdfd356>
4. <https://blog.forgeforward.in/evaluating-product-innovations-e8178e58b86e>
5. <https://blog.forgeforward.in/user-guide-for-product-innovation-rubric-857181b253dd>
6. <https://blog.forgeforward.in/star-tup-failure-is-like-true-lie-7812cdf9b85>

MF3003

REVERSE ENGINEERING

L T P C  
3 0 0 3

### COURSE OBJECTIVES:

- The main learning objective of this course is to prepare students for:
- Applying the fundamental concepts and principles of reverse engineering in product design and development.
- Applying the concept and principles material characteristics, part durability and life limitation in reverse engineering of product design and development.
- Applying the concept and principles of material identification and process verification in reverse engineering of product design and development.
- Analysing the various legal aspect and applications of reverse engineering in product design and development.
- Understand about 3D scanning hardware & software operations and procedure to generate 3D model

### UNIT I INTRODUCTION & GEOMETRIC FORM

9

Definition – Uses – The Generic Process – Phases – Computer Aided Reverse Engineering – Surface and Solid Model Reconstruction – Dimensional Measurement – Prototyping.

### UNIT II MATERIAL CHARACTERISTICS AND PROCESS IDENTIFICATION

9

.Alloy Structure Equivalency – Phase Formation and Identification – Mechanical Strength – Hardness –Part Failure Analysis – Fatigue – Creep and Stress Rupture – Environmentally Induced Failure Material Specification - Composition Determination - Microstructure Analysis - Manufacturing Process Verification.

### UNIT III DATA PROCESSING

9

Statistical Analysis – Data Analysis – Reliability and the Theory of Interference – Weibull Analysis – Data Conformity and Acceptance – Data Report – Performance Criteria – Methodology of Performance Evaluation – System Compatibility.

### UNIT IV 3D SCANNING AND MODELLING

9

Introduction, working principle and operations of 3D scanners: Laser, White Light, Blue Light - Applications- Software for scanning and modelling: Types- Applications- Preparation techniques for Scanning objects- Scanning and Measuring strategies - Calibration of 3D Scanner- Step by step procedure: 3D scanning - Geometric modelling – 3D inspection- Case studies.

### UNIT V INDUSTRIAL APPLICATIONS

9

Reverse Engineering in the Automotive Industry; Aerospace Industry; Medical Device Industry. Case studies and Solving Industrial projects in Reverse Engineering. Legality: Patent – Copyrights –Trade Secret – Third-Party Materials.

**TOTAL : 45 PERIODS**

### COURSE OUTCOMES:

Upon completion of this course, the students will be able to:

- Apply the fundamental concepts and principles of reverse engineering in product design and development.
- Apply the concept and principles material characteristics, part durability and life limitation in reverse engineering of product design and development.
- Apply the concept and principles of material identification and process verification in reverse engineering of product design and development.
- Apply the concept and principles of data processing, part performance and system compatibility in reverse engineering of product design and development.
- Analyze the various legal aspect
- Applications of reverse engineering in product design and development.

**TEXT BOOKS:**

1. Robert W. Messler, Reverse Engineering: Mechanisms, Structures, Systems & Materials, 1st Edition, McGraw-Hill Education, 2014
2. Wego Wang, Reverse Engineering Technology of Reinvention, CRC Press, 2011

**REFERENCES:**

1. Scott J. Lawrence , Principles of Reverse Engineering, Kindle Edition, 2022
2. Kevin Otto and Kristin Wood, Product Design: Techniques in Reverse Engineering and New Product Development, Prentice Hall, 2001
3. Kathryn, A. Ingle, "Reverse Engineering", McGraw-Hill, 1994.
4. Linda Wills, "Reverse Engineering", Kluwer Academic Publishers, 1996
5. Vinesh Raj and Kiran Fernandes, "Reverse Engineering: An Industrial Perspective", Springer-Verlag London Limited 2008.

**OPR351**

**SUSTAINABLE MANUFACTURING**

**L T P C  
3 0 0 3**

**COURSE OBJECTIVES:**

- To be acquainted with sustainability in manufacturing and its evaluation.
- To provide knowledge in environment and social sustainability.
- To provide the student with the knowledge of strategy to achieve sustainability.
- To familiarize with trends in sustainable operations.
- To create awareness in current sustainable practices in manufacturing industry.

**UNIT – I ECONOMIC SUSTAINABILITY**

**9**

Industrial Revolution-Economic sustainability: globalization and international issues Sustainability status - Emerging issues- Innovative products- Reconfiguration manufacturing enterprises - Competitive manufacturing strategies - Performance evaluation- Management for sustainability - Assessments of economic sustainability

**UNIT – II SOCIAL AND ENVIRONMENTAL SUSTAINABILITY**

**9**

Social sustainability – Introduction-Work management -Human rights - Societal commitment - Customers -Business practices -Modelling and assessing social sustainability. Environmental issues pertaining to the manufacturing sector: Pollution - Use of resources -Pressure to reduce costs - Environmental management: Processes that minimize negative environmental impacts - environmental legislation and energy costs - need to reduce the carbon footprint of manufacturing Operations-Modelling and assessing environmental sustainability

**UNIT – III SUSTAINABILITY PRACTICES**

**9**

Sustainability awareness - Measuring Industry Awareness-Drivers and barriers -Availability of sustainability indicators -Analysis of sustainability practicing -Modeling and assessment of sustainable practicing -Sustainability awareness -Sustainability drivers and barriers - Availability of



sustainability indicators- Designing questionnaires- Optimizing Sustainability Indexes-Elements – Cost and time model.

**UNIT – IV MANUFACTURING STRATEGY FOR SUSTAINABILITY 9**

Concepts of competitive strategy and manufacturing strategies and development of a strategic improvement programme - Manufacturing strategy in business success strategy formation and formulation - Structured strategy formulation - Sustainable manufacturing system design options - Approaches to strategy formulation - Realization of new strategies/system designs.

**UNIT – V TRENDS IN SUSTAINABLE OPERATIONS 9**

Principles of sustainable operations - Life cycle assessment manufacturing and service activities - influence of product design on operations - Process analysis – Capacity management - Quality management -Inventory management - Just-In-Time systems - Resource efficient design - Consumerism and sustainable well-being.

**TOTAL: 45 PERIODS**

**COURSE OUTCOMES**

Upon successful completion of the course, students should be able to:

- CO1: Discuss the importance of economic sustainability.
- CO2: Describe the importance of sustainable practices.
- CO3: Identify drivers and barriers for the given conditions.
- CO4: Formulate strategy in sustainable manufacturing.
- CO5: Plan for sustainable operation of industry with environmental, cost consciousness.

**TEXT BOOKS:**

1. Ibrahim Garbie, “Sustainability in Manufacturing Enterprises Concepts, Analyses and Assessments for Industry 4.0”, Springer International Publishing., United States, 2016, ISBN-13: 978-3319293042.
2. Davim J.P., “Sustainable Manufacturing”, John Wiley & Sons., United States, 2010,ISBN: 978-1-848-21212-1.

**REFERENCES:**

1. Jovane F, Eµmper, W.E. and Williams, D.J., “The ManuFuture Road: Towards Competitive and Sustainable High-Adding-Value Manufacturing”, Springer,2009, United States, ISBN 978-3-540-77011-4.
2. Kutz M., “Environmentally Conscious Mechanical Design”, John Wiley & Sons., United States, 2007, ISBN: 978-0-471-72636-4.
3. Seliger G., “Sustainable Manufacturing: Shaping Global Value Creation”, Springer, United States, 2012, ISBN 978-3-642-27289-9.

Mapping of COs with POs and PSOs															
COs/Pos &PSOs	POs												PSOs		
	1	2	3	4	5	6	7	8	9	10	11	12	1	2	3
CO1	3	-	2	-	-	-	2	2	-	1	1	2	2	2	1
CO2	3	-	-	-	-	-	2	-	-	1	1	2	1	2	2
CO3	3	-	-	-	-	-	2	3	-	1	1	2	1	2	2
CO4	3	-	3	-	-	-	2	-	-	1	1	2	2	2	1
CO5	3	-	3	-	-	-	2	2	-	1	1	2	2	2	1
CO/PO & PSO Average	3	-	3	-	-	-	2	2	-	1	1	2	2	2	1
1 – Slight, 2 – Moderate, 3 – Substantial															

**COURSE OBJECTIVES:**

The objective of this course is to prepare the students to know about the general aspects of Electric and Hybrid Vehicles (EHV), including architectures, modelling, sizing, and sub system design and hybrid vehicle control.

**UNIT I DESIGN CONSIDERATIONS FOR ELECTRIC VEHICLES****9**

Need for Electric vehicle- Comparative study of diesel, petrol, hybrid and electric Vehicles. Advantages and Limitations of hybrid and electric Vehicles. - Design requirement for electric vehicles- Range, maximum velocity, acceleration, power requirement, mass of the vehicle. Various Resistance- Transmission efficiency- Electric vehicle chassis and Body Design, Electric Vehicle Recharging and Refuelling Systems.

**UNIT II ENERGY SOURCES****9**

Battery Parameters- - Different types of batteries – Lead Acid- Nickel Metal Hydride - Lithium ion- Sodium based- Metal Air. Battery Modelling - Equivalent circuits, Battery charging- Quick Charging devices. Fuel Cell- Fuel cell Characteristics- Fuel cell types-Half reactions of fuel cell. Ultra capacitors. Battery Management System.

**UNIT III MOTORS AND DRIVES****9**

Types of Motors- DC motors- AC motors, PMSM motors, BLDC motors, Switched reluctance motors working principle, construction and characteristics.

**UNIT IV POWER CONVERTERS AND CONTROLLERS****9**

Solid state Switching elements and characteristics – BJT, MOSFET, IGBT, SCR and TRIAC - Power Converters – rectifiers, inverters and converters - Motor Drives - DC, AC motor, PMSM motors, BLDC motors, Switched reluctance motors – four quadrant operations –operating modes

**UNIT V HYBRID AND ELECTRIC VEHICLES****9**

Main components and working principles of a hybrid and electric vehicles, Different configurations of hybrid and electric vehicles. Power Split devices for Hybrid Vehicles - Operation modes - Control Strategies for Hybrid Vehicle - Economy of hybrid Vehicles - Case study on specification of electric and hybrid vehicles.

**TOTAL: 45 PERIODS****COURSE OUTCOMES:**

At the end of this course, the student will be able to

1. Understand the operation and architecture of electric and hybrid vehicles
2. Identify various energy source options like battery and fuel cell
3. Select suitable electric motor for applications in hybrid and electric vehicles.
4. Explain the role of power electronics in hybrid and electric vehicles
5. Analyze the energy and design requirement for hybrid and electric vehicles.

**TEXT BOOKS:**

1. Iqbal Husain, “ Electric and Hybrid Vehicles-Design Fundamentals”, CRC Press,2003
2. Mehrdad Ehsani, “ Modern Electric, Hybrid Electric and Fuel Cell Vehicles”, CRC Press,2005.

**REFERENCES:**

1. James Larminie and John Lowry, “Electric Vehicle Technology Explained “ John Wiley & Sons,2003
2. Lino Guzzella, “ Vehicle Propulsion System” Springer Publications,2005
3. Ron HodKinson, “Light Weight Electric/ Hybrid Vehicle Design”, Butterworth Heinemann Publication,2005.

CO	PO	PSO
----	----	-----

	1	2	3	4	5	6	7	8	9	10	11	12	1	2	3
1	1	1	2	1		3	2					2		1	3
2	1	1	2	1		3	2					2		1	3
3	1	1	2	1		3	2					2		1	3
4	1	1	2	1		3	2					2		1	3
5	1	1	2	1		3	2					2		1	3
<b>Avg.</b>	1	1	2	1		3	2					2		1	3

**OAS352**

**SPACE ENGINEERING**

**L T P C**  
**3 0 0 3**

**OBJECTIVES:**

- Use the standard atmosphere tables and equations.
- Find lift and drag coefficient data from NACA plots.
- Apply the concept of static stability to flight vehicles.
- Describe the concepts of stress, strain, Young's modulus, Poisson's ratio, yield strength.
- Demonstrate a basic knowledge of dynamics relevant to orbital mechanics.

**UNIT I STANDARD ATMOSPHERE**

**6**

History of aviation – standard atmosphere - pressure, temperature and density altitude.

**UNIT II AERODYNAMICS**

**10**

Aerodynamic forces – Lift generation Viscosity and its implications - Shear stress in a velocity profile - Lagrangian and Eulerian flow field - Concept of a streamline – Aircraft terminology and geometry - Aircraft types - Lift and drag coefficients using NACA data.

**UNIT III PERFORMANCE AND PROPULSION**

**9**

Viscous and pressure drag - flow separation - aerodynamic drag - thrust calculations -thrust/power available and thrust/power required.

**UNIT IV AIRCRAFT STABILITY AND STRUCTURAL THEORY**

**10**

Degrees of freedom of aircraft motions - stable, unstable and neutral stability - concept of static stability - Hooke's Law- brittle and ductile materials - moment of inertia - section modulus.

**UNIT V SPACE APPLICATIONS**

**10**

History of space research - spacecraft trajectories and basic orbital manoeuvres - six orbital elements - Kepler's laws of orbits - Newtons law of gravitation.

**TOTAL: 45 PERIODS**

**OUTCOMES:**

- Illustrate the history of aviation & developments over the years
- Ability to identify the types & classifications of components and control systems
- Explain the basic concepts of flight & Physical properties of Atmosphere
- Identify the types of fuselage and constructions.
- Distinguish the types of Engines and explain the principles of Rocket

**TEXT BOOKS:**

1. John D. Anderson, Introduction to Flight, 8 th Ed., McGraw-Hill Education, New York,2015.
2. E Rathakrishnan, "Introduction to Aerospace Engineering: Basic Principles of Flight", John Wiley, NJ, 2021.
3. Stephen. A. Brandt, "Introduction to Aeronautics: A design perspective"; American Institute of Aeronautics & Astronautics,1997.

**REFERENCE:**

1. Kermode, A.C., "Mechanics of Flight", Himalayan Book, 1997.

**OIM351**

**INDUSTRIAL MANAGEMENT**

**LT PC  
3 0 0 3**

**COURSE OBJECTIVES:**

- To introduce fundamental concepts of industrial management
- To understand the approaches to the study of Management
- To learn about Decision Making, Organizing and leadership
- To analyze the Managerial Role and functions
- To know about the Supply Chain Management'

**UNIT I INTRODUCTION**

**9**

Technology Management - Definition - Functions - Evolution of Modern Management - Scientific Management Development of Management Thought. Approaches to the study of Management, Forms of Organization -Individual Ownership - Partnership - Joint Stock Companies - Co-operative Enterprises - Public Sector Undertakings, Corporate Frame Work- Share Holders - Board of Directors - Committees - Chief Executive Line and Functional Managers,-Financial-Legal-Trade Union

**UNIT II FUNCTIONS OF MANAGEMENT**

**9**

Planning - Nature and Purpose - Objectives - Strategies – Policies and Planning Premises - Decision Making - Organizing - Nature and Process - Premises - Departmentalization - Line and staff - Decentralization -Organizational culture, Staffing - selection and training .Placement - Performance appraisal - Career Strategy – Organizational Development. Leading - Managing human factor - Leadership .Communication, Controlling - Process of Controlling - Controlling techniques, productivity and operations management - Preventive control, Industrial Safety.

**UNIT III ORGANIZATIONAL BEHAVIOUR**

**9**

Definition - Organization - Managerial Role and functions -Organizational approaches, Individual behaviour - causes - Environmental Effect - Behaviour and Performance, Perception - Organizational Implications. Personality - Contributing factors - Dimension – Need Theories - Process Theories - Job Satisfaction, Learning and Behaviour-Learning Curves, Work Design and approaches.

**UNIT IV GROUPODYNAMICS**

**9**

Group Behaviour - Groups - Contributing factors - Group Norms, Communication - Process - Barriers to communication - Effective communication, leadership - formal and informal characteristics – Managerial Grid - Leadership styles - Group Decision Making - Leadership Role in Group Decision, Group Conflicts - Types -Causes - Conflict Resolution -Inter group relations and conflict, Organization centralization and decentralization - Formal and informal - Organizational Structures Organizational Change and Development -Change Process – Resistance to Change - Culture and Ethics.

**UNIT V MODERN CONCEPTS**

**9**

Management by Objectives (MBO) - Management by Exception (MBE),Strategic Management - Planning for Future direction - SWOT Analysis -Evolving development strategies, information technology in management Decisions support system-Management Games Business Process Re-engineering(BPR) –Enterprises Resource Planning (ERP) - Supply Chain Management (SCM) - Activity Based Management (AM) - Global Perspective - Principles and Steps Advantages and disadvantage

**TOTAL: 45 PERIODS**

**COURSE OUTCOMES:**

CO1: Understand the basic concepts of industrial management

- CO2: Identify the group conflicts and its causes.  
 CO3: Perform swot analysis  
 CO4 : Analyze the learning curves  
 CO5 : Understand the placement and performance appraisal

**REFERENCES:**

Maynard H.B, "Industrial Engineering Hand book", McGraw-Hill, sixth 2008

CO's	PO's												PSO's		
	1	2	3	4	5	6	7	8	9	10	11	12	1	2	3
1	2	1											2	1	
2		3	2	3											2
3	2	3	2	3									1	2	3
4	2	2	3	3										3	3
5	2	2											2		
AVg.	2	2.2	2.3	3									1.8	2	2.6

OIE354

**QUALITY ENGINEERING**

**L T P C**  
**3 0 0 3**

**COURSE OBJECTIVES**

- Developing a clear knowledge in the basics of various quality concepts.
- Facilitating the students in understanding the application of control charts and its techniques.
- Developing the special control procedures for service and processor oriented industries.
- Analyzing and understanding the process capability study.
- Developing the acceptance sampling procedures for incoming raw material.

**UNIT I INTRODUCTION**

**9**

Quality Dimensions–Quality definitions–Inspection–Quality control–Quality Assurance–Quality planning–Quality costs–Economics of quality– Quality loss function

**UNIT II CONTROL CHARTS**

**9**

Chance and assignable causes of process variation, statistical basis of the control chart, control charts for variables- X, R and S charts, attribute control charts - p, np, c and u- Construction and application.

**UNIT III SPECIAL CONTROL PROCEDURES**

**9**

Warning and modified control limits, control chart for individual measurements, multi-vari chart, Xchart with a linear trend, chart for moving averages and ranges, cumulative-sum and exponentially weighted moving average control charts.

**UNIT IV STATISTICAL PROCESS CONTROL**

**9**

Process stability, process capability analysis using a Histogram or probability plots and control chart. Gauge capability studies, setting specification limits.

**UNIT V ACCEPTANCE SAMPLING**

**9**

The acceptance sampling fundamental, OC curve, sampling plans for attributes, simple, double, multiple and sequential, sampling plans for variables, MIL-STD-105D and MIL-STD-414E & IS 2500 standards.

**TOTAL: 45 PERIODS**

**COURSE OUTCOMES:**

Students will be able to:

**CO1:** Control the quality of processes using control charts for variables in manufacturing industries.



Safe Access - Requirement for Safe Work Platforms- Stairways - Gangways and Ramps-Fall Prevention & Fall Protection - Safety Belts - Safety nets - Fall Arrestors- Working on Fragile Roofs - Work Permit Systems-Accident Case Studies.

**TOTAL : 45 PERIODS**

**COURSE OUTCOMES**

On completion of the course the student will be able to

**CO1:**Understand the effect of fire on materials used for construction

**CO2:**Understand the method of test for non-combustibility and fire resistance; and will be able to select different structural elements and their dimensions for a particular fire resistance rating of a building.

**CO3:**To understand the design concept of fire walls, fire screens, local barriers and fire doors and able to select them appropriately to prevent fire spread.

**CO4:**To decide the method of fire protection to RCC, steel, and wooden structural elements and their repair methods if damaged due to fire.

**CO5:**Describe the safety techniques and improve the analytical and intelligence to take the right decision at right time.

**TEXT BOOKS**

1. Roytman, M. Y,"Principles of fire safety standards for building construction". Amerind Publishing Co. Pvt. Ltd., New Delhi,1975
2. John A. Purkiss,"Fire safety engineering design of structures" (2nd edn.), Butterworth Heinemann, Oxford, UK,2009.

**REFERENCES:**

3. Smith, E.E. and Harmathy, T.Z. (Editors),"Design of buildings for fire safety". ASTM Special Publication 685, American Society for Testing and Materials, Boston, U.S.A,1979.
4. Butcher, E. G. and Parnell, A. C, "Designing of fire safety". JohnWiley and Sons Ltd., New York, U.S.A.1983.
5. Jain, V.K,"Fire safety in buildings" (2nd edn.). New Age International(P) Ltd., New Delhi,2010. 4. Hazop&Hazan,"Identifying and Assessing Process Industry Hazards", Fourth Edition ,1999
6. Frank R. Spellman, Nancy E. Whiting,"The Handbook of Safety Engineering: Principles and Applications", 2009

**CO's- PO's & PSO's MAPPING**

CO's	PO's												PSO's			
	1	2	3	4	5	6	7	8	9	10	11	12	1	2	3	
1	2	-	1	-	-	1	-	-	-	-	-	-	-	-	-	-
2	-	-	3	-	-	-	-	-	-	-	-	-	-	-	-	-
3	1	-	2	-	-	-	3	-	-	1	-	-	-	-	-	-
4	-	-	-	-	-	1	1	-	-	-	-	-	-	-	-	-
5	2	-	1	-	-	1	1	1	-	1	-	1	-	-	-	-
<b>Avg.</b>	1.3	-	1.75	-	-	1	1.3	1		1	-	1	-	-	-	-

**OML351**

**INTRODUCTION TO NON-DESTRUCTIVE TESTING**

**L T P C  
3 0 0 3**

**COURSE OBJECTIVES:**

The main learning objective of this course is to prepare the students for:

- Understanding the basic importance of NDT in quality assurance.
- Imbibing the basic principles of various NDT techniques, its applications, limitations, codes and standards.

- Equipping themselves to locate a flaw in various materials, products.
- Applying apply the testing methods for inspecting materials in accordance with industry specifications and standards.
- Acquiring the knowledge on the selection of the suitable NDT technique for a given application

**UNIT I INTRODUCTION TO NDT & VISUAL TESTING 9**

Concepts of Non-destructive testing-relative merits and limitations-NDT Versus mechanical testing, Fundamentals of Visual Testing – vision, lighting, material attributes, environmental factors, visual perception, direct and indirect methods – mirrors, magnifiers, boroscopes and fibrosopes – light sources and special lighting.

**UNIT II LIQUID PENETRANT & MAGNETIC PARTICLE TESTING 9**

Liquid Penetrant Inspection: principle, applications, advantages and limitations, dyes, developers and cleaners, Methods & Interpretation.

Magnetic Particle Inspection: Principles, applications, magnetization methods, magnetic particles, Testing Procedure, demagnetization, advantages and limitations, – Interpretation and evaluation of test indications.

**UNIT III EDDY CURRENT TESTING & THERMOGRAPHY 9**

Eddy Current Testing: Generation of eddy currents– properties– eddy current sensing elements, probes, Instrumentation, Types of arrangement, applications, advantages, limitations – Factors affecting sensing elements and coil impedance, calibration, Interpretation/Evaluation.

Thermography- Principle, Contact & Non-Contact inspection methods, Active & Passive methods, Liquid Crystal – Concept, example, advantages & limitations. Electromagnetic spectrum, infrared thermography- approaches, IR detectors, Instrumentation and methods, applications.

**UNIT IV ULTRASONIC TESTING & AET 9**

Ultrasonic Testing: Types of ultrasonic waves, characteristics, attenuation, couplants, probes, EMAT. Inspection methods-pulse echo, transmission and phased array techniques, types of scanning and displays, angle beam inspection of welds, time of flight diffraction (TOFD) technique, Thickness determination by ultrasonic method, Study of A, B and C scan presentations, calibration.

Acoustic Emission Technique – Introduction, Types of AE signal, AE wave propagation, Source location, Kaiser effect, AE transducers, Principle, AE parameters, AE instrumentation, Advantages & Limitations, Interpretation of Results, Applications.

**UNIT V RADIOGRAPHY TESTING 9**

Sources-X-rays and Gamma rays and their characteristics-absorption, scattering. Filters and screens, Imaging modalities-film radiography and digital radiography (Computed, Direct, Real Time, CT scan). Problems in shadow formation, exposure factors, inverse square law, exposure charts, Penetrameters, safety in radiography.

**TOTAL: 45 PERIODS**

**COURSE OUTCOMES:**

After completion of this course, the students will be able to

1. Realize the importance of NDT in various engineering fields.
2. Have a basic knowledge of surface NDE techniques which enables to carry out various inspection in accordance with the established procedures.
3. Calibrate the instrument and inspect for in-service damage in the components by means of Eddy current testing as well as Thermography testing.
4. Differentiate various techniques of UT and AET and select appropriate NDT methods for better evaluation.
5. Interpret the results of Radiography testing and also have the ability to analyse the influence of various parameters on the testing.



**TEXT BOOKS:**

1. Baldev Raj, T. Jayakumar and M. Thavasimuthu, Practical Non Destructive Testing, Alpha Science International Limited, 3rd edition, 2002.
2. J. Prasad and C. G. K. Nair, Non-Destructive Test and Evaluation of Materials, Tata McGraw-Hill Education, 2nd edition, 2011.
3. Ravi Prakash, "Non-Destructive Testing Techniques", 1st revised edition, New Age International Publishers, 2010.

**REFERENCES:**

1. ASM Metals Handbook, V-17, "Nondestructive Evaluation and Quality Control", American Society of Metals, USA, 2001.
2. Barry Hull and Vernon John, "Nondestructive Testing", Macmillan, 1989.
3. Chuck Hellier, "Handbook of Nondestructive Evaluation", Mc Graw Hill, 2012.
4. Louis Cartz, "Nondestructive Testing", ASM International, USA, 1995.

	PO1	PO2	PO3	PO4	PO5	PO6	PO7	PO8	PO9	PO10	PO11	PO12	PSO 1	PSO 2	PSO 3
C01	2	2	2	3			2	2				2	1	2	
C02	3	1	2	2			2	2				2	2	2	1
C03	3	2	1	2			2	2				2	2	2	
CO4	3	1	2	2			2	2				2	2	2	2
CO5	3	2	2	2			2	2				2	2	2	1
Avg	2.8	1.6	1.8	2.2			2	2				2	1.8	2	1.3

**OMR351****MECHATRONICS**

<b>L</b>	<b>T</b>	<b>P</b>	<b>C</b>
<b>3</b>	<b>0</b>	<b>0</b>	<b>3</b>

**COURSE OBJECTIVES:**

The main learning objective of this course is to prepare the students for:

1. Selecting sensors to develop mechatronics systems.
2. Explaining the architecture and timing diagram of microprocessor, and also interpret and develop programs.
3. Designing appropriate interfacing circuits to connect I/O devices with microprocessor.
4. Applying PLC as a controller in mechatronics system.
5. Designing and develop the apt mechatronics system for an application.

**UNIT – I INTRODUCTION AND SENSORS 9**

Introduction to Mechatronics – Systems – Need for Mechatronics – Emerging areas of Mechatronics – Classification of Mechatronics. Sensors and Transducers: Static and Dynamic Characteristics of Sensor, Potentiometers – LVDT – Capacitance Sensors – Strain Gauges – Eddy Current Sensor – Hall Effect Sensor – Temperature Sensors – Light Sensors.

**UNIT – II 8085 MICROPROCESSOR 9**

Introduction – Pin Configuration - Architecture of 8085 – Addressing Modes – Instruction set, Timing diagram of 8085.

**UNIT – III PROGRAMMABLE PERIPHERAL INTERFACE 9**

Introduction – Architecture of 8255, Keyboard Interfacing, LED display – Interfacing, ADC and DAC Interface, Temperature Control – Stepper Motor Control – Traffic Control Interface.

**UNIT – IV PROGRAMMABLE LOGIC CONTROLLER 9**

Introduction – Architecture – Input / Output Processing – Programming with Timers, Counters and Internal relays – Data Handling – Selection of PLC.

**UNIT – V ACTUATORS AND MECHATRONICS SYSTEM DESIGN 9**

Types of Stepper and Servo motors – Construction – Working Principle – Characteristics, Stages of Mechatronics Design Process – Comparison of Traditional and Mechatronics Design Concepts with Examples – Case studies of Mechatronics Systems – Pick and Place Robot – Engine Management system – Automatic Car Park Barrier.

**TOTAL: 45 PERIODS**

**COURSE OUTCOMES**

Upon successful completion of the course, students should be able to:

- CO1: Select sensors to develop mechatronics systems.
- CO2: Explain the architecture and timing diagram of microprocessor, and also interpret and develop programs.
- CO3: Design appropriate interfacing circuits to connect I/O devices with microprocessor.
- CO 4: Apply PLC as a controller in mechatronics system.
- CO 5: Design and develop the apt mechatronics system for an application.

Mapping of COs with POs and PSOs															
COs/POs & PSOs	POs												PSOs		
	1	2	3	4	5	6	7	8	9	10	11	12	1	2	3
CO1	3	2	1	3		2						2	3	2	3
CO2	3	2	1	3		2						2	3	2	3
CO3	3	2	1	3		2						2	3	2	3
CO4	3	2	1	3		2						2	3	2	3
CO5	3	2	1	3		2						2	3	2	3
CO/PO & PSO Average	3	2	1	3		2						2	3	2	3
1 – Slight, 2 – Moderate, 3 – Substantial															

**TEXT BOOKS**

1. Bolton W., “Mechatronics”, Pearson Education, 6th Edition, 2015.
2. Ramesh S Gaonkar, “Microprocessor Architecture, Programming, and Applications with the 8085”, Penram International Publishing Private Limited, 6th Edition, 2013.

**REFERENCES**

1. Bradley D.A., Dawson D., Buru N.C. and Loader A.J., “Mechatronics”, Chapman and Hall, 1993.
2. Davis G. Alciatore and Michael B. Hstand, “Introduction to Mechatronics and Measurement systems”, McGraw Hill Education, 2011.
3. Devadas Shetty and Richard A. Kolk, “Mechatronics Systems Design”, Cengage Learning, 2010.
4. Nitaigour Premchand Mahalik, “Mechatronics Principles, Concepts and Applications”, McGraw Hill Education, 2015.
5. Smaili. A and Mrad. F, “Mechatronics Integrated Technologies for Intelligent Machines”, Oxford University Press, 2007.

**ORA351**

**FOUNDATION OF ROBOTICS**

<b>L</b>	<b>T</b>	<b>P</b>	<b>C</b>
<b>3</b>	<b>0</b>	<b>0</b>	<b>3</b>



CO1	3	2	1	1										1				3
CO2	3	2	1	1										1				3
CO3	3	2	1	1										1				3
CO4	3	2	1	1										1				3
CO5	3	2	1	1										1				3
CO/PO & PSO Average																		
1 – Slight, 2 – Moderate, 3 – Substantial																		

#### TEXT BOOKS:

1. Ganesh.S.Hedge, "A textbook of Industrial Robotics", Lakshmi Publications, 2006.
2. Mikell.P.Groover , "Industrial Robotics – Technology, Programming and applications" McGraw Hill 2<sup>ND</sup> edition 2012.

#### REFERENCES:

1. Fu K.S. Gonalz R.C. and ice C.S.G."Robotics Control, Sensing, Vision and Intelligence", McGraw Hill book co. 2007.
2. YoramKoren, "Robotics for Engineers", McGraw Hill Book, Co., 2002.
3. Janakiraman P.A., "Robotics and Image Processing", Tata McGraw Hill 2005.
4. John. J.Craig, "Introduction to Robotics: Mechanics and Control" 2nd Edition, 2002.
5. Jazar, "Theory of Applied Robotics: Kinematics, Dynamics and Control", Springer India reprint, 2010.

OAE352

### FUNDAMENTALS OF AERONAUTICAL ENGINEERING

L T P C  
3 0 0 3

#### OBJECTIVES:

- To acquire the knowledge on the Historical evaluation of Airplanes
- To learn the different component systems and functions
- To know the concepts of basic properties and principles behind the flight
- To learn the basics of different structures & construction
- To learn the various types of power plants used in aircrafts

#### UNIT I HISTORY OF FLIGHT

8

Balloon flight-ornithopter-Early Airplanes by Wright Brothers, biplanes and monoplanes, Developments in aerodynamics, materials, structures and propulsion over the years.

#### UNIT II AIRCRAFT CONFIGURATIONS AND ITS CONTROLS

10

Different types of flight vehicles, classifications-Components of an airplane and their functions- Conventional control, powered control- Basic instruments for flying-Typical systems for control actuation.

#### UNIT III BASICS OF AERODYNAMICS

9

Physical Properties and structures of the Atmosphere, Temperature, pressure and altitude relationships, Newton's Law of Motions applied to Aeronautics-Evolution of lift, drag and moment. Aerofoils, Mach number, Maneuvers.

#### UNIT IV BASICS OF AIRCRAFT STRUCTURES

9

General types of construction, Monocoque, semi-monocoque and geodesic constructions, typical wing and fuselage structure. Metallic and non-metallic materials. Use of Aluminium alloy, titanium,

stainless steel and composite materials. Stresses and strains-Hooke's law- stress-strain diagrams-elastic constants-Factor of Safety.

#### **UNIT V BASICS OF PROPULSION**

**9**

Basic ideas about piston, turboprop and jet engines – use of propeller and jets for thrust production- Comparative merits, Principle of operation of rocket, types of rocket and typical applications, Exploration into space.

**TOTAL : 45 PERIODS**

#### **OUTCOMES:**

- Illustrate the history of aircraft & developments over the years
- Ability to identify the types & classifications of components and control systems
- Explain the basic concepts of flight & Physical properties of Atmosphere
- Identify the types of fuselage and constructions.
- Distinguish the types of Engines and explain the principles of Rocket

#### **TEXT BOOKS**

1. Anderson, J.D., Introduction to Flight, McGraw-Hill; 8th edition , 2015
2. . E Rathakrishnan, "Introduction to Aerospace Engineering: Basic Principles of Flight", John Wiley, NJ, 2021
3. Stephen.A. Brandt, Introduction to aeronautics: A design perspective, 2nd edition, AIAA Education Series, 2004.

#### **REFERENCE**

1. SADHU SINGH, "INTERNAL COMBUSTION ENGINES AND GAS TURBINE"-, SS Kataria & sons, 2015
2. KERMODE , "FLIGHT WITHOUT FORMULAE", -, Pitman; 4th Revised edition 1989

**OGI351**

#### **REMOTE SENSING CONCEPTS**

**L T P C  
3 0 0 3**

#### **OBJECTIVES:**

- To introduce the concepts of remote sensing processes and its components.
- To expose the various remote sensing platforms and sensors and to introduce the elements of data interpretation

#### **UNIT I REMOTE SENSING AND ELECTROMAGNETIC RADIATION**

**9**

Definition – components of RS – History of Remote Sensing – Merits and demerits of data collation between conventional and remote sensing methods - Electromagnetic Spectrum – Radiation principles - Wave theory, Planck's law, Wien's Displacement Law, Stefan's Boltzmann law, Kirchoff's law – Radiation sources: active & passive - Radiation Quantities

#### **UNIT II EMR INTERACTION WITH ATMOSPHERE AND EARTH MATERIAL**

**9**

Standard atmospheric profile – main atmospheric regions and its characteristics – interaction of radiation with atmosphere – Scattering, absorption and refraction – Atmospheric windows - Energy balance equation – Specular and diffuse reflectors – Spectral reflectance & emittance – Spectroradiometer – Spectral Signature concepts – Typical spectral reflectance curves for vegetation, soil and water – solid surface scattering in microwave region.

#### **UNIT III ORBITS AND PLATFORMS**

**9**

Motions of planets and satellites – Newton's law of gravitation - Gravitational field and potential - Escape velocity - Kepler's law of planetary motion - Orbit elements and types – Orbital perturbations and maneuvers – Types of remote sensing platforms - Ground based, Airborne platforms and Space borne platforms – Classification of satellites – Sun synchronous and Geosynchronous satellites – Lagrange Orbit.

**UNIT IV SENSING TECHNIQUES****9**

Classification of remote sensors – Resolution concept : spatial, spectral, radiometric and temporal resolutions - Scanners - Along and across track scanners – Optical-infrared sensors – Thermal sensors – microwave sensors – Calibration of sensors - High Resolution Sensors - LIDAR , UAV – Orbital and sensor characteristics of live Indian earth observation satellites

**UNIT V DATA PRODUCTS AND INTERPRETATION****9**

Photographic and digital products – Types, levels and open source satellite data products – selection and procurement of data– Visual interpretation: basic elements and interpretation keys - Digital interpretation – Concepts of Image rectification, Image enhancement and Image classification

**TOTAL:45 PERIODS****COURSE OUTCOMES:**

•On completion of the course, the student is expected to

**CO 1** Understand the concepts and laws related to remote sensing

**CO 2** Understand the interaction of electromagnetic radiation with atmosphere and earth material

**CO 3** Acquire knowledge about satellite orbits and different types of satellites

**CO 4** Understand the different types of remote sensors

**CO 5** Gain knowledge about the concepts of interpretation of satellite imagery

**TEXTBOOKS:**

1. Thomas M.Lillesand, Ralph W. Kiefer and Jonathan W. Chipman, Remote Sensing and Image interpretation, John Wiley and Sons, Inc, New York,2015.
2. George Joseph and C Jeganathan, Fundamentals of Remote Sensing,Third Edition Universities Press (India) Private limited, Hyderabad, 2018

**REFERENCES:**

1. Janza, F.Z., Blue H.M. and Johnson,J.E. Manual of Remote Sensing. Vol.1, American Society of Photogrametry, Virginia, USA, 2002.
2. Verbyla, David, Satellite Remote Sensing of Natural Resources. CRC Press, 1995
3. Paul Curran P.J. Principles of Remote Sensing. Longman, RLBS, 1988.
4. Introduction to Physics and Techniques of Remote Sensing , Charles Elachi and Jacob Van Zyl, 2006 Edition II, Wiley Publication.
5. Basudeb Bhatta, Remote Sensing and GIS, Oxford University Press, 2011

**CO-PO MAPPING**

PO	Graduate Attribute	Course Outcome					Average
		CO1	CO2	CO3	CO4	CO5	
PO1	Engineering Knowledge	3	3	3	3	3	3
PO2	Problem Analysis				3	3	3
PO3	Design/Development of Solutions				3	3	3
PO4	Conduct Investigations of Complex Problems				3	3	3
PO5	Modern Tool Usage				3	3	3
PO6	The Engineer and Society						
PO 7	Environment and Sustainability						
PO 8	Ethics						
PO 9	Individual and Team Work						
PO 10	Communication						
PO 11	Project Management and Finance						
PO 12	Life-long Learning	3		3	3	3	3
PSO 1	Knowledge of Geoinformatics discipline	3	3	3	3	3	3

PSO 2	Critical analysis of Geoinformatics Engineering problems and innovations	3	3	3	3	3	3
PSO 3	Conceptualization and evaluation of Design solutions	3	3	3	3	3	3

**OAI351**

**URBAN AGRICULTURE**

**L T P C**  
**3 0 0 3**

**OBJECTIVES:**

- To introduce the students the principles of agricultural crop production and the production practices of crops in modern ways.
- To delineate the role of agricultural engineers in relation to various crop production practices.

**UNIT I INTRODUCTION**

**9**

Benefits of urban agriculture- economic benefits, environmental benefits, social and cultural benefits, educational, skill-building and job training benefits, health, nutrition and food accessibility benefits.

**UNIT II VERTICAL FARMING**

**9**

Vertical farming- types, green facade, living/green wall-modular green wall , vegetated mat wall- Structures and components for green wall system: plant selection, growing media, irrigation and plant nutrition: Design, light, benefits of vertical gardening. Roof garden and its types. Kitchen garden, hanging baskets: The house plants/ indoor plants

**UNIT III SOIL LESS CULTIVATION**

**9**

Hydroponics, aeroponics, aquaponics: merits and limitations, costs and Challenges, backyard gardens- tactical gardens- street landscaping- forest gardening, greenhouses, urban beekeeping

**UNIT IV MODERN CONCEPTS**

**9**

Growth of plants in vertical pipes in terraces and inside buildings, micro irrigation concepts suitable for roof top gardening, rain hose system, Green house, polyhouse and shade net system of crop production on roof tops

**UNIT V WASTE MANAGEMENT**

**9**

Concept, scope and maintenance of waste management- **recycle of organic waste, garden wastes- solid waste management-scope**, microbiology of waste, other ingredients like insecticide, pesticides and fungicides residues, waste utilization.

**TOTAL: 45 PERIODS**

**COURSE OUTCOMES**

1. Demonstrate the principles behind crop production and various parameters that influences the crop growth on roof tops
2. Explain different methods of crop production on roof tops
3. Explain nutrient and pest management for crop production on roof tops
4. Illustrate crop water requirement and irrigation water management on roof tops
5. Explain the concept of waste management on roof tops

**TEXT BOOKS:**

1. Martellozzo F and J S Landry. 2020. Urban Agriculture. Scitus Academics Llc.
2. Rob Roggema. 2016. Sustainable Urban Agriculture and Food Planning. Routledge Taylor and Francis Group.

3. Akrong M O. 2012. Urban Agriculture. LAP Lambert Academic Publishing.

**REFERENCES:**

1. Agha Rokh A. 2008. Evaluation of ornamental flowers and fishes breeding in Bushehr urban wastewater using a pilot-scale aquaponic system. *Water and Wastewater*, 19 (65): 47–53.
2. Agrawal M, Singh B, Rajput M, Marshall F and Bell J. N. B. 2003. Effect of air pollution on peri-urban agriculture: A case study. *Environmental Pollution*, 126 (3): 323–329. <https://www.sciencedirect.com/science/article/pii/S0269749103002458#aep-section-id24>.
3. Jac Smit and Joe Nasr. 1992. Urban agriculture for sustainable cities: using wastes and idle land and water bodies as resources. *Environment and Urbanization*, 4 (2):141-152.

**CO-PO MAPPING**

PO/PSO		CO1	CO2	CO3	CO4	CO5	Overall correlation of COs with POs
PO1	Engineering Knowledge	1	2	1	1	2	1
PO2	Problem Analysis	1	1	1	1	1	2
PO3	Design/ Development of Solutions	1	2	1	1	3	2
PO4	Conduct Investigations of Complex Problems	1	1	2	2	1	1
PO5	Modern Tool Usage	1	2	1	1	1	2
PO6	The Engineer and Society	1	2	1	2	1	1
PO7	Environment and sustainability	1	2	1	1	2	1
PO8	Ethics	2	1	1	1	2	1
PO9	Individual and team work:	1	1	2	1	1	1
PO10	Communication	1	2	1	1	2	1
PO11	Project management and finance	1	1	1	1	1	2
PO12	Life-long learning:	1	2	1	1	3	2
PSO1	To make expertise in design and engineering problem solving approach in agriculture with proper knowledge and skill	1	2	1	1	2	1
PSO2	To enhance students ability to formulate solutions to real-world problems pertaining to sustained agricultural productivity using modern technologies.	2	1	2	1	1	1
PSO3	To inculcate entrepreneurial skills through strong Industry-Institution linkage.	1	2	1	2	1	2

**OEN351**

**DRINKING WATER SUPPLY AND TREATMENT**

**L T P C**

**3 0 0 3**

**OBJECTIVE:**

- To equip the students with the principles and design of water treatment units and distribution system.

**UNIT I SOURCES OF WATER**

**9**

Public water supply system – Planning, Objectives, Design period, Population forecasting; Water demand – Sources of water and their characteristics, Surface and Groundwater – Impounding Reservoir – Development and selection of source – Source Water quality – Characterization – Significance – Drinking Water quality standards.



**UNIT II CONVEYANCE FROM THE SOURCE 9**

Water supply – intake structures – Functions; Pipes and conduits for water – Pipe materials – Hydraulics of flow in pipes – Transmission main design – Laying, jointing and testing of pipes – appurtenances – Types and capacity of pumps – Selection of pumps and pipe materials.

**UNIT III WATER TREATMENT 9**

Objectives – Unit operations and processes – Principles, functions, and design of water treatment plant units, aerators of flash mixers, Coagulation and flocculation – sand filters - Disinfection --Construction, Operation and Maintenance aspects.

**UNIT IV ADVANCED WATER TREATMENT 9**

Water softening – Desalination- R.O. Plant – demineralization – Adsorption - Ion exchange– Membrane Systems - Iron and Manganese removal - Defluoridation - Construction and Operation and Maintenance aspects

**UNIT V WATER DISTRIBUTION AND SUPPLY 9**

Requirements of water distribution – Components – Selection of pipe material – Service reservoirs - Functions – Network design – Economics - Computer applications – Appurtenances – Leak detection - Principles of design of water supply in buildings – House service connection – Fixtures and fittings, systems of plumbing and types of plumbing.

**TOTAL: 45 PERIODS**

**OUTCOMES**

- CO1:** an understanding of water quality criteria and standards, and their relation to public health
- CO2:** the ability to design the water conveyance system
- CO3:** the knowledge in various unit operations and processes in water treatment
- CO4:** an ability to understand the various systems for advanced water treatment
- CO5:** an insight into the structure of drinking water distribution system

**TEXTBOOKS :**

1. Garg. S.K., "Water Supply Engineering", Khanna Publishers, Delhi, September 2008.
2. Punmia B.C, Arun K.Jain, Ashok K.Jain, " Water supply Engineering" Lakshmi publication private limited, New Delhi, 2016.
3. Rangwala "Water Supply and Sanitary Engineering", February 2022
4. Birdie.G.S., "Water Supply and Sanitary Engineering", Dhanpat Rai and sons, 2018.

**REFERENCES :**

1. Fair. G.M., Geyer.J.C., "Water Supply and Wastewater Disposal", John Wiley and Sons, 1954.
2. Babbit.H.E, and Donald.J.J, "Water Supply Engineering" , McGraw Hill book Co, 1984.
3. Steel. E.W.et al., "Water Supply Engineering" , Mc Graw Hill International book Co, 1984.
4. Duggal. K.N., "Elememts of public Health Engineering", S.Chand and Company Ltd, New Delhi, 1998.

**CO's- PO's & PSO's MAPPING**

CO's	PO's												PSO's		
	1	2	3	4	5	6	7	8	9	10	11	12	1	2	3
1		3						3		3			3		
2		3		2		2				3			3		
3				2		2				3			3		
4			3	2				3	2	3			3		
5			3	2			1		2	3		1			
Avg.		3	3	2		2	1	3	2	3		1	3		

1.low, 2-medium, 3-high, ‘-‘- no correlation

**Note: The average value of this course to be used for program articulation matrix.**

**COURSE OBJECTIVES**

- To provide knowledge about electric machines and special machine
- To understand the basics of power converters
- To know the concepts of controlling DC and AC drive systems
- To understand the architecture and power train components.
- To impart knowledge on vehicle control for standard drive cycles of hybrid electrical vehicles (HEVs)

**UNIT I ROTATING POWER CONVERTERS 9**

Magnetic circuits- DC machine and AC machine –Working principle of Generator and Motor-DC and AC - Voltage and torque equations – Characteristics and applications. Working principle of special machines like: Brushless DC motor, Switched reluctance motor and PMSM.

**UNIT II STATIC POWER CONVERTERS 9**

Working and Characteristics of Power Diodes, MOSFET and IGBT. Working of uncontrolled rectifiers, controlled rectifiers (Single phase and Three phase), DC choppers, single and three phase inverters, Multilevel inverters and Matrix Converters.

**UNIT III CONTROL OF DC AND AC MOTOR DRIVES 9**

Speed control for constant torque, constant HP operation of all electric motors - DC/DC chopper based four quadrant operation of DC motor drives, inverter based V/f Operation (motoring and braking) of induction motor drives, Transformation theory, vector control operation of Induction motor and PMSM, Brushless DC motor drives, Switched reluctance motor (SRM) drives

**UNIT IV HYBRID ELECTRIC VEHICLE ARCHITECTURE AND POWER TRAIN COMPONENTS 9**

History of evolution of Electric Vehicles - Comparison of Electric Vehicles with Internal Combustion Engines - Architecture of Electric Vehicles (EV) and Hybrid Electric Vehicles (HEV) – Plug-in Hybrid Electric Vehicles (PHEV)- Power train components and sizing, Gears, Clutches, Transmission and Brakes.

**UNIT V MECHANICS OF HYBRID ELECTRIC VEHICLES AND CONTROL OF VEHICLES 9**

Fundamentals of vehicle mechanics - tractive force, power and energy requirements for standard drive cycles of HEV's - motor torque and power rating and battery capacity. HEV supervisory control - Selection of modes - power split mode - parallel mode - engine brake mode - regeneration mode - series parallel mode

**TOTAL: 45 PERIODS****COURSE OUTCOMES:**

CO1: Able to understand the principles of conventional and special electrical machines.

CO2: Acquired the concepts of power devices and power converters

CO3: Able to understand the control for DC and AC drive systems.

CO4: Learned the electric vehicle architecture and power train components.

CO5: Acquired the knowledge of mechanics of electric vehicles and control of electric vehicles.

	PO 1	PO 2	PO 3	PO 4	PO 5	PO 6	PO 7	PO 8	PO 9	PO 10	PO 11	PO 12	PS O1	PS O2	PS O3
CO1	3	2			3								3	3	3

CO2	3	2	2			3			3				3	3	3
CO3	3			3		2	2						3	3	3
CO4	3	2	2		3								3	3	3
CO5	3		2								2		3	3	3
Avg	3	2	2	3	3	1	2		3		2		3	3	3

**REFERENCES:**

- 1 Stephen D. Umans, "Fitzgerald & Kingsley's Electric Machinery", Tata McGraw Hill, 7<sup>th</sup> Edition, 2020.
- 2 Bogdan M. Wilamowski, J. David Irwin, The Industrial Electronics Handbook, Second Edition, Power Electronics and Motor Drives, CRC Press, 2011
- 3 Paul C. Krause, Oleg Wasynczuk, Scott D. Sudhoff, Steven D. Pekarek "Analysis of Electric Machinery and Drive Systems", 3<sup>rd</sup> Edition, Wiley-IEEE Press, 2013.
- 4 Rashid M.H., "Power Electronics Circuits, Devices and Applications ", Pearson, fourth Edition, 10<sup>th</sup> Impression 2021.
- 5 Iqbal Husain, 'Electric and Hybrid Electric Vehicles', CRC Press, 2021.
- 6 Wei Liu, 'Hybrid Electric Vehicle System Modeling and Control', Second Edition, WILEY, 2017
- 7 James Larminie and John Lowry, 'Electric Vehicle Technology Explained', Second Edition, Wiley, 2012

**OEI353**

**INTRODUCTION TO PLC PROGRAMMING**

**L T P C**  
**3 0 0 3**

**COURSE OBJECTIVES:**

1. Understand basic PLC terminologies digital principles, PLC architecture and operation.
2. Familiarize different programming language of PLC.
3. Develop PLC logic for simple applications using ladder logic.
4. Understand the hardware and software behind PLC and SCADA.
5. Exposures about communication architecture of PLC/SCADA.

**UNIT I INTRODUCTION TO PLC**

**9**

Introduction to PLC: Microprocessor, I/O Ports, Isolation, Filters, Drivers, Microcontrollers/DSP, PLC/DDC- PLC Construction: What is a PLC, PLC Memories, PLC I/O, , PLC Special I/O, PLC Types.

**UNIT II PLC INSTRUCTIONS**

**9**

PLC Basic Instructions: PLC Ladder Language- Function block Programming- Ladder/Function Block functions- PLC Basic Instructions, Basic Examples (Start Stop Rung, Entry/Reset Rung)- Configuration of Sensors, Switches, Solid State Relays-Interlock examples- Timers, Counters, Examples.

**UNIT III PLC PROGRAMMING**

**9**

Different types of PLC program, Basic Ladder logic, logic functions, PLC module addressing, registers basics, basic relay instructions, Latching Relays, arithmetic functions, comparison functions, data handling, data move functions, timer-counter instructions, input-output instructions, sequencer instructions

**UNIT IV COMMUNICATION OF PLC AND SCADA**

**9**

Communication Protocol – Modbus, HART, Profibus- Communication facilities SCADA: - Hardware and software, Remote terminal units, Master Station and Communication architectures

**UNIT V CASE STUDIES**

**9**

Stepper Motor Control- Elevator Control-CNC Machine Control- conveyor control-Interlocking Problems

**TOTAL:45 PERIODS**

**SKILL DEVELOPMENT ACTIVITIES (Group Seminar/Mini Project/Assignment/Content Preparation / Quiz/ Surprise Test / Solving GATE questions/ etc) 5**

1. Market survey of the recent PLCs and comparison of their features.
2. Summarize the PLC standards
3. Familiarization of any one programming language (Ladder diagram/ Sequential Function Chart/ Function Block Diagram/ Equivalent open source software)
4. Market survey of Communication Network Used for PLC/SCADA.

**COURSE OUTCOMES:**

- CO1** Know the basic requirement of a PLC input/output devices and architecture. (L1)  
**CO2** Ability to apply Basics Instruction Sets used for ladder Logic and Function Block Programming.(L2)  
**CO3** Ability to design PLC Programmes by Applying Timer/Counter and Arithmetic and Logic Instructions Studied for Ladder Logic and Function Block.(L3)  
**CO4** Able to develop a PLC logic for a specific application on real world problem. (L5)  
**CO5** Ability to Understand the Concepts of Communication used for PLC/SCADA.(L1)

**TEXT BOOKS:**

1. Frank Petruzzola, Programmable Logic Controllers, Tata Mc-Graw Hill Edition
2. John W. Webb, Ronald A. Reis, Programmable Logic Controllers Principles and Applications, PHI publication

**REFERENCES:**

1. MadhuchandMitra and SamerjitSengupta, Programmable Logic Controllers Industrial Automation an Introduction, Penram International Publishing Pvt. Ltd.
2. J. R. Hackworth and F. D. Hackworth, Programmable Logic Controllers Principles and Applications, Pearson publication

**List of Open Source Software/ Learning website:**

1. <https://nptel.ac.in/courses/108105063>
2. <https://www.electrical4u.com/industrial-automation/>
3. <https://www.etf.ues.rs.ba/~slubura/Procesni%20racunari/Programmable%20Logic%20Controllers%20Programming%20Methods.pdf>
4. <https://www.electrical4u.com/industrial-automation/>

**MAPPING COURSE OUTCOMES WITH PROGRAMME OUTCOMES**

PO, PSO CO	PO 01	PO 02	PO 03	PO 04	PO 05	PO 06	PO 07	PO 08	PO 09	PO 10	PO 11	PO 12	PSO 1	PSO 2	PSO 3
<b>CO1</b>	3	2	1					1		1					
<b>CO2</b>	3	3	2					1		1	2				2
<b>CO3</b>	3	3	3	3	1			1		1					
<b>CO4</b>	3	3		3	3			1		1			3	3	
<b>CO5</b>	3	3	3	2	1			1		1			3	3	3
<b>Avg</b>	3	2.9	2.25	2.6	1.6			1		1			3	3	2.9

OFD352

TRADITIONAL INDIAN FOODS

**L T P C**  
**3 0 0 3**

**OBJECTIVE:**

- To help students acquire a sound knowledge on diversities of foods, food habits and patterns in India with focus on traditional foods.

**UNIT I HISTORICAL AND CULTURAL PERSPECTIVES 9**

Food production and accessibility - subsistence foraging, horticulture, agriculture and pastoralization, origin of agriculture, earliest crops grown. Food as source of physical sustenance, food as religious and cultural symbols; importance of food in understanding human culture - variability, diversity, from basic ingredients to food preparation; impact of customs and traditions on food habits, heterogeneity within cultures (social groups) and specific social contexts - festive occasions, specific religious festivals, mourning etc. Kosher, Halal foods; foods for religious and other fasts.

**UNIT II TRADITIONAL METHODS OF FOOD PROCESSING 9**

Traditional methods of milling grains – rice, wheat and corn – equipments and processes as compared to modern methods. Equipments and processes for edible oil extraction, paneer, butter and ghee manufacture – comparison of traditional and modern methods. Energy costs, efficiency, yield, shelf life and nutrient content comparisons. Traditional methods of food preservation – sundrying, osmotic drying, brining, pickling and smoking.

**UNIT III TRADITIONAL FOOD PATTERNS 9**

Typical breakfast, meal and snack foods of different regions of India. Regional foods that have gone Pan Indian / Global. Popular regional foods; Traditional fermented foods, pickles and preserves, beverages, snacks, desserts and sweets, street foods; IPR issues in traditional foods

**UNIT IV COMMERCIAL PRODUCTION OF TRADITIONAL FOODS 9**

Commercial production of traditional breads, snacks, ready-to-eat foods and instant mixes, frozen foods – types marketed, turnover; role of SHGs, SMES industries, national and multinational companies; commercial production and packaging of traditional beverages such as tender coconut water, neera, lassi, buttermilk, dahi. Commercial production of intermediate foods – ginger and garlic pastes, tamarind pastes, masalas (spice mixes), idli and dosa batters.

**UNIT V HEALTH ASPECTS OF TRADITIONAL FOODS 9**

Comparison of traditional foods with typical fast foods / junk foods – cost, food safety, nutrient composition, bioactive components; energy and environmental costs of traditional foods; traditional foods used for specific ailments /illnesses.

**TOTAL: 45 PERIODS**

**COURSE OUTCOMES:**

CO1 To understand the historical and traditional perspective of foods and food habits

CO2 To understand the wide diversity and common features of traditional Indian foods and meal patterns.

**TEXT BOOKS:**

1. Sen, Colleen Taylor “Food Culture in India” Greenwood Press, 2005.
2. Davidar, Ruth N. “Indian Food Science: A Health and Nutrition Guide to Traditional Recipes: East West Books, 2001.

**OFD353**

**INTRODUCTION TO FOOD PROCESSING**

**L T P C**

**3 0 0 3**

**OBJECTIVE:**

• The course aims to introduce the students to the area of Food Processing. This is necessary for effective understanding of a detailed study of food processing and technology subjects. This course will enable students to appreciate the importance of food processing with respect to the producer, manufacturer and consumer.

**UNIT I PROCESSING OF FOOD AND ITS IMPORTANCE 9**

Source of food - plant, animal and microbial origin; different foods and groups of foods as raw materials for processing – cereals, pulses, grains, vegetables and fruits, milk and animal foods, sea weeds, algae, oil seeds & fats, sugars, tea, coffee, cocoa, spices and condiments, additives; need and significance of processing these foods.

**UNIT II METHODS OF FOOD HANDLING AND STORAGE 9**

Nature of harvested crop, plant and animal; storage of raw materials and products using low temperature, refrigerated gas storage of foods, gas packed refrigerated foods, sub atmospheric storage, Gas atmospheric storage of meat, grains, seeds and flour, roots and tubers; freezing of raw and processed foods.

**UNIT III LARGE-SCALE FOOD PROCESSING 12**

Milling of grains and pulses; edible oil extraction; Pasteurisation of milk and yoghurt; canning and bottling of foods; drying – Traditional and modern methods of drying, Dehydration of fruits, vegetables, milk, animal products etc; preservation by use of acid, sugar and salt; Pickling and curing with microorganisms, use of salt, and microbial fermentation; frying, baking, extrusion cooking, snack foods.

**UNIT IV FOOD WASTES IN VARIOUS PROCESSES 6**

Waste disposal-solid and liquid waste; rodent and insect control; use of pesticides; ETP; selecting and installing necessary equipment.

**UNIT V FOOD HYGIENE 9**

Food related hazards – Biological hazards – physical hazards – microbiological considerations in foods. Food adulteration – definition, common food adulterants, contamination with toxic metals, pesticides and insecticides; Safety in food procurement, storage handling and preparation; Relationship of microbes to sanitation, Public health hazards due to contaminated water and food; Personnel hygiene; Training & Education for safe methods of handling and processing food; sterilization and disinfection of manufacturing plant; use of sanitizers, detergents, heat, chemicals, Cleaning of equipment and premises.

**TOTAL: 45 PERIODS**

**COURSE OUTCOMES:**

On completion of the course the students are expected to

CO1 Be aware of the different methods applied to processing foods.

CO2 Be able to understand the significance of food processing and the role of food and beverage industries in the supply of foods.

**TEXT BOOKS/REFERENCES:**

1. Karnal, Marcus and D.B. Lund "Physical Principles of Food Preservation". Rutledge, 2003.
2. VanGarde, S.J. and Woodburn. M "Food Preservation and Safety Principles and Practice". Surbhi Publications, 2001.
3. Sivasankar, B. "Food Processing & Preservation", Prentice Hall of India, 2002.
4. Khetarpaul, Neelam, "Food Processing and Preservation", Daya Publications, 2005.

## **COURSE OBJECTIVES:**

- To provide the basic fundamental knowledge of different forms of Intellectual Property Rights in national and international level.
- To provide the significance of the Intellectual Property Rights about the patents, copyrights, industrial design, plant and geographical indications.
- This paper is to study significance of the amended patent act on pharma industry.

### **UNIT I INTRODUCTION- INTELLECTUAL PROPERTY RIGHTS 9**

Introduction, Types of Intellectual Property Rights -patents, plant varieties protection, geographical indicators, copyright, trademark, trade secrets.

### **UNIT II PATENTS 9**

Patents-Objective, Introduction, Requirement for patenting- Novelty, Inventive step (Non-obviousness) and industrial application (utility), Non-patentable inventions, rights of patent owner, assignment of patent rights, patent specification (provisional and complete), parts of complete specification, claims, procedure for obtaining patents, compulsory license.

### **UNIT III PLANT VARIETY-TRADITIONAL KNOWLEDGE –GEOGRAPHICAL INDICATIONS 9**

Plant variety- Justification, criteria for protection of plant variety and protection in India. Traditional knowledge- Concept of traditional knowledge, protection of traditional knowledge under Intellectual Property frame works in national level and Traditional knowledge digital library (TKDL). Geographical Indications – Justification for protection, National and International position.

### **UNIT IV ENFORCEMENT AND PRACTICAL ASPECTS OF IPR 9**

Introduction – civil remedies – injunction, damage, account of profit – criminal remedies – patent, trademark. Practical aspects – Introduction, benefits of licensing, licensing of basic types of IPR, licensing clauses of IPR. Case studies of patent infringement, compulsory licensing, simple patent license agreements.

### **UNIT V INTERNATIONAL BACKGROUND OF INTELLECTUAL PROPERTY 9**

International Background of Intellectual Property- Paris Convention, Berne convention, World Trade Organization (WTO), World Intellectual Property Organization (WIPO), Trade Related Aspects of Intellectual Property Rights (TRIPS) and Patent Co-operation Treaty (PCT).

**TOTAL:45 PERIODS**

## **TEXT BOOKS:**

1. N. Nagpal, M. Arora, M.R.D. Usman, S. Rahar, "Intellectual Property Rights" Edu creation Publishing, New Delhi, 2017.
2. The Patents Act, 1970 (Bare Act with Short Notes) (New Delhi: Universal Law Publishing Company Pvt. Ltd. 2012.
3. B.S. Rao, P.V. Appaji, "Intellectual Property Rights in Pharmaceutical Industry: Theory and Practice", 2015.

## **REFERENCES:**

1. Patents for Chemicals, Pharmaceuticals, & Biotechnology-Fundamentals of Global Law, Practice and Strategy. Philip W. Grubb, Oxford University Press, 2004.
2. Basic Principles of patent law – Basics principles and acquisition of IPR. Ramakrishna T. CIPRA, NLSIU, Bangalore, 2005
3. S. Lakshmana Prabu, TNK. Suriyaprakash, "Intellectual Property Rights", 1st ed., In Tech open access, Croatia, 2017.

## **COURSE OUTCOME**

The student will be able to

- C1** Understand and differentiate the categories of intellectual property rights.
- C2** Describe about patents and procedure for obtaining patents.

- C3** Distinguish plant variety, traditional knowledge and geographical indications under IPR.  
**C4** Provide the information about the different enforcements and practical aspects involved in protection of IPR.  
**C5** Provide different organizations role and responsibilities in the protection of IPR in the international level.  
**C6** Understand the interrelationships between different Intellectual Property Rights on International Society

<b>CO – PO MAPPING</b>												
<b>IPR FOR PHARMA INDUSTRY</b>												
	PO1	PO2	PO3	PO4	PO5	PO6	PO7	PO8	PO9	PO10	PO11	PO12
<b>C1</b>	3	3		2					2	2		
<b>C2</b>		3	3				2	2				
<b>C3</b>	3	3					2	2				1
<b>C4</b>					2		3	3		2	2	
<b>C5</b>		3					3			2		1
<b>C6</b>	3	2				2	2					2

**OTT351**

**BASICS OF TEXTILE FINISHING**

**LT P C**  
**3 0 0 3**

**OBJECTIVE:**

- To enable the students to understand the basics and different types of finishes required for textile materials and machines used for finishing.

**UNIT I RESIN FINISHING**

**9**

Importance of finishing and its classification. Resin finishing: Mechanism of creasing, Types of Resins .Anti crease, wash and wear, durable press resin finishing. Study about eco friendly method of anti crease finishing.

**UNIT II FLAME PROOF & WATERPROOF**

**9**

Concept of Flame proof & flame retardancy. Flame retardant finishes for cotton, Concept of waterproof and water repellent Finishes, Durable & Semi durable and Temporary finishes, Concept of Antimicrobial finish.

**UNIT III SOIL RELEASE AND ANTISTATIC FINISHES**

**9**

Soil Release Finishing: Mechanism of soil retention & soil release. Anti pilling Finishing: chemical and mechanical methods to produce anti pilling. Concept of UV Protection finishes- Concept of antistatic finishes.

**UNIT IV MECHANICAL FINISHES**

**9**

Mechanical finishing of textile materials - calendaring, compacting, Sanforising, Peach finishing. Object of Heat setting. Various methods of heat setting and mechanism of heat setting.

**UNIT V STIFFENING AND SOFTENING**

**9**

Concept of stiffening and softening of textile materials. Mechanism in the weight reduction of PET .Concept of Micro encapsulation techniques in finishing process, Nano finish, Plasma Treatment and Bio finishing.

**TOTAL: 45 PERIODS**

**OUTCOMES:**

Upon completion of the course, the students will be able to Understand the





relaxation and other allowances. Calculation of SAM for different garments, GSD.

## UNIT V WORK STUDY APPLICATION

9

Application of work study techniques in cutting, stitching and packing in garment industry. Workaids in sewing, Pitch diagram, Line balancing, Capacity planning, scientific method of training.

**TOTAL: 45 PERIODS**

### OUTCOMES:

Upon the completion of the course the student shall be able to understand

CO1: Fundamental concepts of industrial Engineering and productivity

CO2: Method study

CO3: Motion analysis

CO4: Work measurement and SAM

CO5: Ergonomics and its application to garment industry

### TEXTBOOKS:

1. George Kanwaty, "Introduction to Work Study ", ILO, Geneva, 1996, ISBN: 9221071081 | ISBN-13: 9789221071082
2. Enrick N. L., "Time study manual for Textile industry", Wiley Eastern (P) Ltd., 1989, ISBN: 0898740444 | ISBN-13: 9780898740448
3. Khanna O. P., and Sarup A., "Industrial Engineering and Management", Dhanpat Rai Publications, New Delhi, 2010, ISBN: 818992835X / ISBN: 978-8189928353

### REFERENCES

1. Norberd Lloyd Enrick., "Industrial Engineering Manual for Textile Industry", Wiley Eastern (P) Ltd., New Delhi, 1988, ISBN: 0882756311 | ISBN-13: 9780882756318
2. Chuter A. J., "Introduction to Clothing Production Management", Wiley-Black well Science, U.S. A., 1995, ISBN: 0632039396 | ISBN-13: 9780632039395
3. GordanaColovic., "Ergonomics in the garment industry", Wood publishing India Pvt. Ltd., India, 2014, ISBN: 0857098225 | ISBN-13: 9780857098221
4. Rajesh Bheda, "Managing Productivity in Apparel Industry "CBS Publishers & Distributors, 2008

### Course Articulation Matrix:

Course Outcomes	Statement	Program Outcome														
		PO 1	PO 2	PO 3	PO 4	PO 5	PO 6	PO 7	PO 8	PO 9	PO 10	PO 11	PO 12	PSO 1	PSO 2	PSO 3
CO1	Fundamental concepts of industrial Engineering and productivity	2	2	3	3	2	1	1	2	2	1	2	2	1	1	-
CO2	Method study	1	2	3	3	2	1	1	2	2	1	2	2	1	1	-
CO3	Motion analysis	1	2	3	3	2	1	1	2	2	1	2	2	1	1	-
CO4	Work measurement and SAM	1	2	3	3	2	1	1	2	2	1	3	2	1	1	-
CO5	Ergonomics and its application to	1	2	3	3	2	1	2	2	2	1	3	2	1	1	-

	garment industry															
<b>Overall CO</b>		1.2	2	3	3	2	1	1.2	2	2	1	2.4	2	1	1	-

1, 2 and 3 are correlation levels with weightings as Slight (Low), Moderate (Medium) and Substantial (High) respectively

**OTT353**

**BASICS OF TEXTILE MANUFACTURE**

**L T P C**  
**3 0 0 3**

**OBJECTIVES:**

- To enable the students to learn about the basics of fibre forming, yarn production, fabric formation, coloration of fabrics and garment manufacturing

**UNIT I NATURAL FIBRES**

**9**

Introduction: Definition of staple fibre, filament; Classification of natural and man-made fibres, essential and desirable properties of fibres. Production and cultivation of Natural Fibres: Cultivation of cotton, production of silk (sericulture), wool and jute – physical and chemical structure of these fibres..

**UNIT II REGENERATED AND SYNTHETIC FIBRES**

**9**

Production sequence of regenerated and modified cellulosic fibres: viscose rayon, Acetate Rayon, high wet modulus and high tenacity fibres; synthetic fibres – chemical structure, fibre forming polymers, production principles.

**UNIT III BASICS OF SPINNING**

**9**

Spinning – principle of yarn formation, sequence of machines for yarn production with short staple fibres and blends, principles of opening and cleaning machines; yarn numbering - calculations

**UNIT IV BASICS OF WEAVING**

**9**

Woven fabric – warp, weft, weaving, path of warp; looms – classification, handloom and its parts, powerloom, automatic looms, shuttleless looms, special type of looms; preparatory machines for weaving process and their objectives; basic weaving mechanism - primary, secondary and auxiliary mechanisms,

**UNIT V BASICS OF KNITTING AND NONWOVEN**

**9**

Knitting – classification, principle, types of fabrics; nonwoven process –classification, principle, types of fabrics.

**TOTAL : 45 PERIODS**

**OUTCOMES:**

On completion of this course, the students shall have the basic knowledge on

CO1: Classification of fibres and production of natural fibres

CO2: Regenerated and synthetic fibres

CO3: Yarn spinning

CO4: Weaving

CO5: Knitting and nonwoven

**TEXTBOOKS**

- Mishra S. P. , “A Text Book of Fibre Science and Technology”, New Age Publishers, 2000, ISBN: 8122412505
- Marks R., and Robinson. T.C., “Principles of Weaving”, The Textile Institute, Manchester, 1989, ISBN: 0 900739 258.

- Spencer D.J., "Knitting Technology", III Ed., Textile Institute, Manchester, 2001, ISBN: 185573 333 1.

#### REFERENCES:

- Hornberer M., Eberle H., Kilgus R., Ring W. and Hermeling H., "Clothing Technology: From Fibre to Fabric", Europa LehrmittelVerlag, 2008, ISBN: 3808562250 / ISBN: 978-3808562253.
- Wynne A., "Motivate Series-Textiles", Maxmillan Publications, London, 1997.
- Carr H. and Latham B., "The Technology of Clothing Manufacture" Backwell Science, U.K., 1994, ISBN: 0632037482 / ISBN:13: 9780632037483. Klein W., "The Rieter Manual of Spinning, Vol.1", Rieter Machine Works Ltd., Winterthur, 2014, ISBN 10 3-9523173-1-4 / ISBN 13 978-3-9523173-1-0.
- Klein W., "The Rieter Manual of Spinning, Vol.2", Rieter Machine Works Ltd., Winterthur, 2014, ISBN 10 3-9523173-2-2 / ISBN 13 978-3-9523173-2-7.
- Klein W., "The Rieter Manual of Spinning, Vol.1-3", Rieter Machine Works Ltd., Winterthur, 2014, ISBN 10 3-9523173-3-0 / ISBN 13 978-3-9523173-3-4.
- Talukdar. M.K., Sriramulu. P.K., and Ajgaonkar. D.B., "Weaving: Machines, Mechanisms, Management", Mahajan Publishers, Ahmedabad, 1998, ISBN: 81-85401-16-0.
- Morton W. E., and Hearle J. W. S., "Physical Properties of Textile Fibres", The Textile Institute, Washington D.C., 2008, ISBN 978-1-84569-220-95
- Gohl E. P. G., "Textile Science", CBS Publishers and distributors, 1987, ISBN 0582685958

#### Course Articulation Matrix:

Course Outcomes	Statement	Program Outcome														
		PO1	PO2	PO3	PO4	PO5	PO6	PO7	PO8	PO9	PO10	PO11	PO12	PSO1	PSO2	PSO3
CO1.	Classification of fibres and production of natural fibres	-	-	-	-	-	-	-	2	1	-	1	1	-	1	-
CO2.	Regenerated and synthetic fibres	-	-	-	-	-	-	-	2	1	-	1	1	-	1	-
CO3.	Yarn spinning	-	-	-	-	-	-	-	2	1	-	1	1	-	1	-
CO4.	Weaving	-	-	-	-	-	-	-	2	1	-	1	1	-	1	-
CO5.	Knitting and nonwoven	-	-	-	-	-	-	-	2	1	-	1	1	-	1	-
<b>Overall CO</b>		-	-	-	-	-	-	-	2	1	-	1	1	-	1	-

1, 2 and 3 are correlation levels with weightings as Slight (Low), Moderate (Medium) and Substantial (High) respectively

**UNIT I INTRODUCTION**

8

General definition and size effects—important nano structured materials and nano particles—importance of nano materials- Size effect on thermal, electrical, electronic, mechanical, optical and magnetic properties of nanomaterials- surface area - band gap energy and applications. Photochemistry and Electrochemistry of nanomaterials –Ionic properties of nanomaterials- Nano catalysis.

**UNIT II SYNTHESIS OF NANOMATERIALS**

8

Bottom up and Top-down approach for obtaining nano materials - Precipitation methods – sol gel technique – high energy ball milling, CVD and PVD methods, gas phase condensation, magnetron sputtering and laser deposition methods – laser ablation, sputtering.

**UNIT III NANO COMPOSITES**

10

Definition- importance of nanocomposites- nano composite materials-classification of composites- metal/metal oxides, metal-polymer- thermoplastic based, thermoset based and elastomer based- influence of size, shape and role of interface in composites applications

**UNIT IV NANO STRUCTURES AND CHARACTERIZATION TECHNIQUES**

10

Classifications of nanomaterials - Zero dimensional, one-dimensional and two-dimensional nanostructures- Kinetics in nanostructured materials- multilayer thin films and superlattice-clusters of metals, semiconductors and nanocomposites. Spectroscopic techniques, Diffraction methods, thermal analysis method, BET analysis method.

**UNIT V APPLICATIONS OF NANO MATERIALS**

9

Overview of nanomaterials properties and their applications, nano painting, nano coating, nanomaterials for renewable energy, Molecular Electronics and Nanoelectronics – Nanobots- Biological Applications. Emerging technologies for environmental applications- Practice of nanoparticles for environmental remediation and water treatment.

**TOTAL : 45 PERIODS****OUTCOMES:**

CO1 - understand the basic properties such as structural, physical, chemical properties of nanomaterials and their applications.

CO2 – able to acquire knowledge about the different types of nano material synthesis

CO3 – describes about the shape, size, structure of composite nano materials and their interference

CO4 – understand the different characterization techniques for nanomaterials

CO5 - develop a deeper knowledge in the application of nanomaterials in different fields.

**TEXT BOOKS**

1. Mick Wilson, Kamali Kannangara, Geoff Smith, Michelle Simmom, Burkhard Raguse, “ Nano Technology: Basic Science & Engineering Technology”, 2005, Overseas Press
2. G. Cao, “Nanostructures & Nanomaterials: Synthesis, Properties & Applications” Imperial College Press, 2004
3. William A Goddard “Handbook of Nanoscience, Engineering and Technology”, 3<sup>rd</sup> Edition, CRC Taylor and Francis group 2012.

**REFERENCES**

1. R.H.J.Hannink & A.J.Hill, Nanostructure Control, Wood Head Publishing Ltd.,Cambridge, 2006.
2. C.N.R.Rao, A.Muller, A.K.Cheetham, The Chemistry of Nanomaterials: Synthesis, Properties and Applications Vol. I & II, 2nd edition, 2005, Wiley VCH Verlag Gbtl & Co
3. Ivor Brodie and Julius J.Muray, 'The physics of Micro/Nano – Fabrication', Springer International Edition, 2010

**Course articulation matrix**

Course Outcomes	Statement	Program Outcome														
		PO 1	PO 2	PO 3	PO 4	PO 5	PO 6	PO 7	PO 8	PO 9	PO 10	PO 11	PO 12	PS O1	PS O2	PS O3
<b>CO1</b>	understand the basic properties such as structural, physical, chemical properties of nanomaterials and their applications	2	3	2	3	3	-	-	-	1	1	-	3	1	1	3
<b>CO2</b>	acquire knowledge about the different types of nano material synthesis	2	3	1	3	3	-	-	-	1	1	-	3	2	1	3
<b>CO3</b>	describes about the shape, size, structure of composite nano materials and their interference	2	2	2	3	3	1	1	-	1	1	-	3	2	1	3
<b>CO4</b>	understand the different characterization techniques for nanomaterials	2	2	1	3	3	1	1	1	1	-	1	3	1	1	3
<b>CO5</b>	develop a deeper knowledge in the application of nanomaterials in different fields	2	2	1	3	3	1	1	1	1	-	1	3	2	1	3
<b>Overall CO</b>		<b>3</b>	<b>2</b>	<b>2</b>	<b>1</b>	<b>3</b>	<b>3</b>	<b>1</b>	<b>1</b>	<b>1</b>	<b>1</b>	<b>1</b>	<b>1</b>	<b>3</b>	<b>2</b>	<b>1</b>

**OCH352**

**FUNCTIONAL MATERIALS**

**L T P C**  
**3 0 0 3**

**OBJECTIVE:**

- The course emphasis on the molecular self assembly and materials for polymer electronics

**UNIT I INTRODUCTION**

**9**

Historical Perspectives, Lessons from the Nature, Engineering the Functions, Tuning the functions, Multiscale Modeling and Computation, Classification of Functional Materials, Functional Diversity of Materials, Hybrid Materials, Technological Relevance, Societal Impact.

**UNIT II MOLECULAR SELF ASSEMBLY**

**9**

Molecular Organization, Self-Assembly in Biology, Energetics of Self-Organization, A Few Case Studies, Synthetic Protocols and Challenges, Solvent-assisted Self-Assembly, Directed Assembly-Langmuir-Blodgett and Langmuir-Schaefer techniques, Technological Applications of SAMs.







Publishers and Distributors (2004).

4. M. Chanda, S. K. Roy, Plastic Technology handbook, 4th Edn., CRC Press (2007).
5. I. I. Rubin, Injection Molding Theory & Practice, Society of Plastic Engineers, Wiley (1973).
6. D.V. Rosato, M. G. Rosato, Injection Molding Hand Book, Springer (2012).
7. M. L. Berins (Ed.), SPI Plastic Engineering Hand Book of Society of Plastic Industry Inc., Springer (2012).
8. B. Strong, Plastics: Material & Processing, A, Pearson Prentice hall (2005).
9. D.V Rosato, Blow Molding Hand Book, Carl HanserVerlag GmbH & Co (2003).

**OEC351**

**SIGNALS AND SYSTEMS**

**L T P C**  
**3 0 0 3**

**COURSE OBJECTIVES :**

- To understand the basic properties of signal & systems
- To know the methods of characterization of LTI systems in time domain
- To analyze continuous time signals and system in the Fourier and Laplace domain
- To analyze discrete time signals and system in the Fourier and Z transform domain

**UNIT I CLASSIFICATION OF SIGNALS AND SYSTEMS 9**

Standard signals- Step, Ramp, Pulse, Impulse, Real and complex exponentials and Sinusoids\_ Classification of signals – Continuous time (CT) and Discrete Time (DT) signals, Periodic & Aperiodic signals, Deterministic & Random signals, Energy & Power signals - Classification of systems- CT systems and DT systems- – Linear & Nonlinear, Time-variant& Time-invariant,Causal & Non-causal, Stable & Unstable.

**UNIT II ANALYSIS OF CONTINUOUS TIME SIGNALS 9**

Fourier series for periodic signals - Fourier Transform – properties- Laplace Transforms and Properties

**UNIT III LINEAR TIME INVARIANT CONTINUOUS TIME SYSTEMS 9**

Impulse response - convolution integrals- Differential Equation- Fourier and Laplace transforms in Analysis of CT systems - Systems connected in series / parallel.

**UNIT IV ANALYSIS OF DISCRETE TIME SIGNALS 9**

Baseband signal Sampling–Fourier Transform of discrete time signals (DTFT)– Properties of DTFT - Z Transform & Properties

**UNIT V LINEAR TIME INVARIANT-DISCRETE TIME SYSTEMS 9**

Impulse response–Difference equations-Convolution sum- Discrete Fourier Transform and Z Transform Analysis of Recursive & Non-Recursive systems-DT systems connected in series and parallel.

**TOTAL: 45 PERIODS**

**COURSE OUTCOMES:**

**At the end of the course, the student will be able to:**

CO1:determine if a given system is linear/causal/stable

CO2: determine the frequency components present in a deterministic signal

CO3:characterize continuous LTI systems in the time domain and frequency domain

CO4:characterize discrete LTI systems in the time domain and frequency domain

CO5:compute the output of an LTI system in the time and frequency domains

**TEXT BOOKS:**

1. Oppenheim, Willsky and Hamid, “Signals and Systems”, 2nd Edition, Pearson Education, New Delhi, 2015.(Units I - V)
2. Simon Haykin, Barry Van Veen, “Signals and Systems”, 2nd Edition, Wiley, 2002

**REFERENCES :**

1. B. P. Lathi, "Principles of Linear Systems and Signals", 2<sup>nd</sup> Edition, Oxford, 2009.
2. M. J. Roberts, "Signals and Systems Analysis using Transform methods and MATLAB", McGraw- Hill Education, 2018.
3. John Alan Stuller, "An Introduction to Signals and Systems", Thomson, 2007.

C O	PO 1	PO 2	PO 3	PO 4	PO 5	PO 6	PO 7	PO 8	PO 9	PO 10	PO 11	PO 12	PS O1	PS O2	PS O3
1	3	-	3	-	3	2	-	-	-	-		3	-	-	1
2	3	-	3	-	-	2	-	-	-	-		3	-	3	-
3	3	3	-	-	3	2	-	-	-	-		3	2	-	-
4	3	3	-	-	3	2	-	-	-	-		3	-	3	1
5	3	3	-	3	3	2	-	-	-	-		3	-	3	1
<b>C</b>	<b>3</b>	<b>3</b>	<b>3</b>	<b>3</b>	<b>3</b>	<b>2</b>	<b>-</b>	<b>-</b>	<b>-</b>	<b>-</b>	<b>-</b>	<b>3</b>	<b>2</b>	<b>3</b>	<b>1</b>

**OEC352      FUNDAMENTALS OF ELECTRONIC DEVICES AND CIRCUITS      L T P C**  
**3   0   0   3**

**COURSE OBJECTIVES :**

- To give a comprehensive exposure to all types of devices and circuits constructed with discrete components. This helps to develop a strong basis for building linear and digital integrated circuits
- To analyze the frequency response of small signal amplifiers
- To design and analyze single stage and multistage amplifier circuits
- To study about feedback amplifiers and oscillators principles
- To understand the analysis and design of multi vibrators

**UNIT I      SEMICONDUCTOR DEVICES      9**

PN junction diode, Zener diode, BJT, MOSFET, UJT –structure, operation and V-I characteristics, Rectifiers – Half Wave and Full Wave Rectifier, Zener as regulator

**UNIT II      AMPLIFIERS      9**

Load line, operating point, biasing methods for BJT and MOSFET, BJT small signal model – Analysis of CE, CB, CC amplifiers- Gain and frequency response –Analysis of CS and Source follower – Gain and frequency response- High frequency analysis.

**UNIT III      MULTISTAGE AMPLIFIERS AND DIFFERENTIAL AMPLIFIER      9**

Cascode amplifier, Differential amplifier – Common mode and Difference mode analysis – Tuned amplifiers – Gain and frequency response – Neutralization methods.

**UNIT IV      FEEDBACK AMPLIFIERS AND OSCILLATORS      9**

Advantages of negative feedback – Analysis of Voltage / Current, Series , Shunt feedback Amplifiers – positive feedback–Condition for oscillations, phase shift – Wien bridge, Hartley, Colpitts and Crystal oscillators.

**UNIT V      POWER AMPLIFIERS AND DC/DC CONVERTERS      9**

Power amplifiers- class A-Class B-Class AB-Class C-Temperature Effect- Class AB Power amplifier using MOSFET –DC/DC convertors – Buck, Boost, Buck-Boost analysis and design.

**TOTAL: 45 PERIODS**

**COURSE OUTCOMES :**

At the end of the course the students will be able to

CO1: Explain the structure and working operation of basic electronic devices.

CO2: Design and analyze amplifiers.

CO3: Analyze frequency response of BJT and MOSFET amplifiers

CO4: Design and analyze feedback amplifiers and oscillator principles.

CO5: Design and analyze power amplifiers and supply circuits

**TEXT BOOKS :**

1. David A. Bell, "Electronic Devices and Circuits", Oxford Higher Education press, 5 th Edition, 2010.
2. Robert L. Boylestad and Louis Nasheresky, "Electronic Devices and Circuit Theory", 10th Edition, Pearson Education / PHI, 2008.
3. Adel .S. Sedra, Kenneth C. Smith, "Micro Electronic Circuits", Oxford University Press, 7 th Edition, 2014.

**REFERENCES :**

1. Donald.A. Neamen, "Electronic Circuit Analysis and Design", Tata McGraw Hill, 3 rd Edition, 2010.
2. D.Schilling and C.Belove, "Electronic Circuits", McGraw Hill, 3 rd Edition, 1989
3. Muhammad H.Rashid, "Power Electronics", Pearson Education / PHI , 2004.

CO	PO1	PO 2	PO 3	PO 4	PO 5	PO 6	PO 7	PO 8	PO 9	PO 10	PO 11	PO 12	PS O1	PS O2	PS O3
1	3	3	3	3	2	1	-	-	-	-	-	1	2	1	1
2	3	2	2	3	2	2	-	-	-	-	-	1	2	1	1
3	3	3	3	2	1	2	-	-	-	-	-	1	2	1	1
4	3	3	2	3	2	2	-	-	-	-	-	1	2	1	1
5	3	2	3	2	2	1	-	-	-	-	-	1	2	1	1
CO	3	3	3	3	2	2	-	-	-	-	-	1	2	1	1

PROGRESS THROUGH KNOWLEDGE

**OBJECTIVES:**

- To understand the global trends and development methodologies of various types of products and services
- To conceptualize, prototype and develop product management plan for a new product based on the type of the new product and development methodology integrating the hardware, software, controls, electronics and mechanical systems
- To understand requirement engineering and know how to collect, analyze and arrive at requirements for new product development and convert them in to design specification
- To understand system modeling for system, sub-system and their interfaces and arrive at the optimum system specification and characteristics
- To develop documentation, test specifications and coordinate with various teams to validate and sustain up to the EoL (End of Life) support activities for engineering customer

**UNIT I BASICS OF PRODUCT DEVELOPMENT 9**

Global Trends Analysis and Product decision - Social Trends - Technical Trends- Economical Trends - Environmental Trends - Political/Policy Trends - Introduction to Product Development Methodologies and Management - Overview of Products and Services - Types of Product Development - Overview of Product Development methodologies - Product Life Cycle – Product Development Planning and Management.

**UNIT II REQUIREMENTS AND SYSTEM DESIGN 9**

Requirement Engineering - Types of Requirements - Requirement Engineering - traceability Matrix and Analysis - Requirement Management - System Design & Modeling - Introduction to System Modeling - System Optimization - System Specification - Sub-System Design - Interface Design.

**UNIT III DESIGN AND TESTING 9**

Conceptualization - Industrial Design and User Interface Design - Introduction to Concept generation Techniques – Challenges in Integration of Engineering Disciplines - Concept Screening & Evaluation - Detailed Design - Component Design and Verification – Mechanical, Electronics and Software Subsystems - High Level Design/Low Level Design of S/W Program - Types of Prototypes, S/W Testing- Hardware Schematic, Component design, Layout and Hardware Testing – Prototyping - Introduction to Rapid Prototyping and Rapid Manufacturing - System Integration, Testing, Certification and Documentation

**UNIT IV SUSTENANCE ENGINEERING AND END-OF-LIFE (EOL) SUPPORT 9**

Introduction to Product verification processes and stages - Introduction to Product Validation processes and stages - Product Testing Standards and Certification - Product Documentation - Sustenance -Maintenance and Repair – Enhancements - Product EoL - Obsolescence Management – Configuration Management - EoL Disposal

**UNIT V BUSINESS DYNAMICS – ENGINEERING SERVICES INDUSTRY 9**

The Industry - Engineering Services Industry - Product Development in Industry versus Academia –The IPD Essentials - Introduction to Vertical Specific Product Development processes - Manufacturing/Purchase and Assembly of Systems - Integration of Mechanical, Embedded and Software Systems – Product Development Trade-offs - Intellectual Property Rights and Confidentiality – Security and Configuration Management.

**TOTAL: 45 PERIODS**

**OUTCOMES:**

Upon completion of the course, the students will be able to:

- Define, formulate, and analyze a problem
- Solve specific problems independently or as part of a team
- Gain knowledge of the Innovation & Product Development process in the Business Context
- Work independently as well as in teams

- Manage a project from start to finish

#### TEXT BOOKS:

1. Book specially prepared by NASSCOM as per the MoU.
2. Karl T Ulrich and Stephen D Eppinger, "Product Design and Development", Tata McGraw Hill, Fifth Edition, 2011.
3. John W Newstorm and Keith Davis, "Organizational Behavior", Tata McGraw Hill, Eleventh Edition, 2005.

#### REFERENCES:

1. Hiriappa B, "Corporate Strategy – Managing the Business", Author House, 2013.
2. Peter F Drucker, "People and Performance", Butterworth – Heinemann [Elsevier], Oxford, 2004.
3. Vinod Kumar Garg and Venkita Krishnan N K, "Enterprise Resource Planning – Concepts", Second Edition, Prentice Hall, 2003.
4. Mark S Sanders and Ernest J McCormick, "Human Factors in Engineering and Design", McGraw Hill Education, Seventh Edition, 2013

#### CO's- PO's & PSO's MAPPING

CO's	PO's												PSO's		
	1	2	3	4	5	6	7	8	9	10	11	12	1	2	3
1	3	2	3	1						1		1			
2	3	2	3	1						1		1			
3	3	2	3	1	1			1	1	1		1			
4	3	2	3	1	1			1	1	1		1			
5	3	2	3	1	1			1	1	1		1			
AVg.															

CBM333

ASSISTIVE TECHNOLOGY

L T P C  
3 0 0 3

#### OBJECTIVES:

The student should be made to:

- To know the hardware requirement various assistive devices
- To understand the prosthetic and orthotic devices
- To know the developments in assistive technology

#### UNIT I CARDIAC ASSIST DEVICES

9

Cardiac functions and parameters, principle of External counter pulsation techniques, intra aortic balloon pump, Auxillary ventricle and schematic for temporary bypass of left ventricle, prosthetic heart valves, cardiac pacemaker.

#### UNIT II HEMODIALYSERS

9

Physiology of kidney, Artificial kidney, Dialysis action, hemodialyser unit, membrane dialysis, portable dialyser monitoring and functional parameters.

#### UNIT III HEARING AIDS

9

Anatomy of ear, Common tests – audiograms, air conduction, bone conduction, masking techniques, SISI, Hearing aids – principles, drawbacks in the conventional unit, DSP based hearing aids.

**UNIT IV PROSTHETIC AND ORTHODIC DEVICES****9**

Hand and arm replacement – different types of models, externally powered limb prosthesis, feedback in orthotic system, functional electrical stimulation, sensory assist devices.

**UNIT V RECENT TRENDS****9**

Transcutaneous electrical nerve stimulator, bio-feedback, assistive devices in drug delivery

**TOTAL :45 PERIODS****OUTCOMES:**

**On successful completion of this course, the student will be able to**

CO1: Interpret the various mechanical techniques that will help in assisting the heart functions.

CO2: Describe the underlying principles of hemodialyzer machine.

CO3: Indicate the methodologies to assess the hearing loss.

CO4: Evaluate the types of assistive devices for mobilization.

CO5: Explain about TENS and biofeedback system.

**TEXT BOOKS**

1. Joseph D. Bronzino, The Biomedical Engineering Handbook, Third Edition: Three Volume Set, CRC Press,2006
2. Marion. A. Hersh, Michael A. Johnson,Assistive Technology for visually impaired and blind, Springer Science & Business Media, 1st edition, 12-May-2010
3. Yadin David, Wolf W. von Maltzahn, Michael R. Neuman, Joseph.D, Bronzino, Clinical Engineering, CRC Press, 1st edition,2010.

**REFERENCES**

1. Kenneth J. Turner Advances in Home Care Technologies: Results of the match Project, Springer, 1st edition, 2011.
2. Gerr M. Craddock Assistive Technology-Shaping the future, IOS Press, 1st edition, 2003.
3. 3D Printing in Orthopaedic Surgery, Matthew Dipaola , Elsevier 2019 ISBN 978 -0-323-662116
4. Cardiac Assist Devices, Daniel Goldstein (Editor), Mehmet Oz (Editor), Wiley-Blackwell April 2000 ISBN: 978-0-879-93449-1

CO's	PO's												PSO's			
	1	2	3	4	5	6	7	8	9	10	11	12	1	2	3	
1	3	1	1	1	1											
2	3	1	1	1	1											
3	3	1	1	1	1											
4	3	1	1	1	1											
5	3	1	1	1	1											
AVg.																

**OMA352****OPERATIONS RESEARCH****L T P C  
3 0 0 3****OBJECTIVES:**

This course will help the students to

- determine the optimum solution for Linear programming problems.
- study the Transportation and assignment models and various techniques to solve them.
- acquire the knowledge of optimality, formulation and computation of integer programming problems.
- acquire the knowledge of optimality, formulation and computation of dynamic programming problems.

- determine the optimum solution for non-linear programming problems.

**UNIT I LINEAR PROGRAMMING**

**9**

Formulation of linear programming models – Graphical solution – Simplex method - Big M Method – Two phase simplex method - Duality - Dual simplex method.

**UNIT II TRANSPORTATION AND ASSIGNMENT PROBLEMS**

**9**

Matrix form of Transportation problems – Loops in T.P – Initial basic feasible solution – Transportation algorithm – Assignment problem – Unbalanced assignment problems .

**UNIT III INTEGER PROGRAMMING**

**9**

Introduction – All and mixed I.P.P – Gomory’s method – Cutting plane algorithm – Branch and bound algorithm – Zero – one programming.

**UNIT IV DYNAMIC PROGRAMMING PROBLEMS**

**9**

Recursive nature of computation – Forward and backward recursion – Resource Allocation model – Cargo – loading model – Work – force size model - Investment model – Solution of L.P.P by dynamic programming .

**UNIT V NON - LINEAR PROGRAMMING PROBLEMS**

**9**

Lagrange multipliers – Equality constraints – Inequality constraints – Kuhn – Tucker Conditions – Quadratic programming.

**TOTAL:45 PERIODS**

**OUTCOMES :**

At the end of the course, students will be able to

- Could develop a fundamental understanding of linear programming models, able to develop a linear programming model from problem description, apply the simplex method for solving linear programming problems.
- analyze the concept of developing, formulating, modeling and solving transportation and assignment problems.
- solve the integer programming problems using various methods.
- conceptualize the principle of optimality and sub-optimization, formulation and computational procedure of dynamic programming.
- determine the optimum solution for non linear programming problems.

**TEXT BOOKS:**

1. Kanti Swarup, P.K.Gupta and Man Mohan, " Operations Research " , Sultan Chand & Sons, New Delhi, Fifth Edition , 1990.
2. Taha. H.A, " Operations Research – An Introduction , Pearson Education, Ninth Edition , New Delhi, 2012.

**REFERENCES :**

1. J.K.Sharma , " Operations Research - Theory and Applications " Mac Millan India Ltd , Second Edition , New Delhi , 2003.
2. Richard Bronson & Govindasami Naadimuthu , " Operations Research " ( Schaum’s Outlines – TMH Edition) Tata McGraw Hill, Second Edition, New Delhi, 2004.
3. Pradeep Prabhakar Pai , " Operations Research and Practice", Oxford University Press, New Delhi , 2012.
4. J.P.Singh and N.P.Singh , " Operations Research , Ane Books Pvt.Ltd, New Delhi , 2014.
5. F.S.Hillier and G.J. Lieberman, " Introduction to Operations Research " , Tata McGraw Hill, Eighth Edition , New Delhi, 2005.

	PO 01	PO 02	PO 03	PO 04	PO 05	PO 06	PO 07	PO 08	PO 09	PO 10	PO 11	PO 12	PS O1	PS O2	PS O3
<b>CO1</b>	3	3	0	0	0	0	0	0	2	0	0	2	-	-	-
<b>CO2</b>	3	3	3	2	0	0	0	0	2	0	0	2	-	-	-
<b>CO3</b>	3	3	0	0	0	0	0	0	2	0	0	2	-	-	-
<b>CO4</b>	3	3	0	0	0	0	0	0	2	0	0	2	-	-	-
<b>CO5</b>	3	3	2	2	0	0	0	0	2	0	0	2	-	-	-
<b>Avg</b>	3	3	1	0.8	0	0	0	0	2	0	0	2	-	-	-

**OMA353**

**ALGEBRA AND NUMBER THEORY**

**L T P C**  
**3 0 0 3**

**OBJECTIVES :**

- To introduce the basic notions of groups, rings, fields which will then be used to solve related problems.
- To examine the key questions in the Theory of Numbers.
- To give an integrated approach to number theory and abstract algebra, and provide a firm basis for further reading and study in the subject.

**UNIT I GROUPS AND RINGS**

**9**

Groups: Definition - Properties - Homomorphism - Isomorphism - Cyclic groups - Cosets - Lagrange's theorem.

Rings: Definition - Sub rings - Integral domain - Field - Integer modulo n - Ring homomorphism.

**UNIT II FINITE FIELDS AND POLYNOMIALS**

**9**

Rings - Polynomial rings - Irreducible polynomials over finite fields - Factorization of polynomials over finite fields.

**UNIT III DIVISIBILITY THEORY AND CANONICAL DECOMPOSITIONS**

**9**

Division algorithm- Base-b representations – Number patterns – Prime and composite numbers – GCD – Euclidean algorithm – Fundamental theorem of arithmetic – LCM.

**UNIT IV DIOPHANTINE EQUATIONS AND CONGRUENCES**

**9**

Linear Diophantine equations – Congruence's – Linear Congruence's - Applications : Divisibility tests - Modular exponentiation - Chinese remainder theorem – 2x2 linear systems.

**UNIT V CLASSICAL THEOREMS AND MULTIPLICATIVE FUNCTIONS**

**9**

Wilson's theorem – Fermat's Little theorem – Euler's theorem – Euler's Phi functions – Tau and Sigma functions.

**TOTAL: 45 PERIODS**

**OUTCOMES :**

- Explain the fundamental concepts of advanced algebra and their role in modern mathematics and applied contexts.
- Demonstrate accurate and efficient use of advanced algebraic techniques.
- The students should be able to demonstrate their mastery by solving non-trivial problems related to the concepts, and by proving simple theorems about the, statements proven by the text

**TEXT BOOKS :**

1. Grimaldi, R.P and Ramana, B.V., "Discrete and Combinatorial Mathematics", Pearson Education, 5<sup>th</sup> Edition, New Delhi, 2007.



2. Thomas Koshy, "Elementary Number Theory with Applications", Elsevier Publications , New Delhi , 2002.

**REFERENCES:**

1. San Ling and Chaoping Xing, "Coding Theory – A first Course", Cambridge Publications, Cambridge, 2004.
2. Niven.I, Zuckerman.H.S., and Montgomery, H.L., "An Introduction to Theory of Numbers" , John Wiley and Sons , Singapore, 2004.
3. Lidl.R., and Pitz. G, "Applied Abstract Algebra", Springer Verlag, New Delhi, 2<sup>nd</sup> Edition , 2006.

	PO 01	PO 02	PO 03	PO 04	PO 05	PO 06	PO 07	PO 08	PO 09	PO 10	PO 11	PO 12	PS O1	PS O2	PS O3
<b>CO1</b>	3	1	2	-	-	-	2	1	-	1	2	2	-	-	-
<b>CO2</b>	3	3	1	1	3	1	2	1	1	1	2	2	-	-	-
<b>CO3</b>	3	3	2	1	3	1	3	1	1	1	2	3	-	-	-
<b>CO4</b>	3	3	2	2	3	2	2	1	1	1	2	3	-	-	-
<b>CO5</b>	2	2	1	-	3	1	2	1	1	1	3	3	-	-	-
<b>Avg</b>	2.8	2.4	1.6	0.8	2.4	1	2.2	1	0.8	1	2.2	2.6	-	-	-

**OMA354**

**LINEAR ALGEBRA**

**L T P C**  
**3 0 0 3**

**COURSE OBJECTIVES:**

- To test the consistency and solve system of linear equations.
- To find the basis and dimension of vector space.
- To obtain the matrix of linear transformation and its eigenvalues and eigenvectors.
- To find orthonormal basis of inner product space and find least square approximation.
- To find eigenvalues of a matrix using numerical techniques and perform matrix decomposition.

**UNIT I MATRICES AND SYSTEM OF LINEAR EQUATIONS 9**

Matrices - Row echelon form - Rank - System of linear equations - Consistency - Gauss elimination method - Gauss Jordan method.

**UNIT II VECTOR SPACES 9**

Vector spaces over Real and Complex fields - Subspace – Linear space - Linear independence and dependence - Basis and dimension.

**UNIT III LINEAR TRANSFORMATION 9**

Linear transformation - Rank space and null space - Rank and nullity - Dimension theorem– Matrix representation of linear transformation - Eigenvalues and eigenvectors of linear transformation – Diagonalization.

**UNIT IV INNER PRODUCT SPACES 9**

Inner product and norms - Properties - Orthogonal, Orthonormal vectors - Gram Schmidt orthonormalization process - Least square approximation.

**UNIT V EIGEN VALUE PROBLEMS AND MATRIX DECOMPOSITION 9**

Eigen value Problems : Power method, Jacobi rotation method - Singular value decomposition – QR decomposition.

**TOTAL : 45 PERIODS**

**COURSE OUTCOMES:**

After the completion of the course the student will be able to

1. Test the consistency and solve system of linear equations.
2. Find the basis and dimension of vector space.
3. Obtain the matrix of linear transformation and its eigenvalues and eigenvectors.
4. Find orthonormal basis of inner product space and find least square approximation.
5. Find eigenvalues of a matrix using numerical techniques and perform matrix decomposition.

### TEXT BOOKS

1. Faires J.D. and Burden R., Numerical Methods, Brooks/Cole (Thomson Publications), New Delhi, 2002.
2. Friedberg A.H, Insel A.J. and Spence L, Linear Algebra, Pearson Education, 5<sup>th</sup> Edition, 2019.

### REFERENCES

1. Bernard Kolman, David R. Hill, Introductory Linear Algebra, Pearson Educations, New Delhi, 8<sup>th</sup> Edition, 2009.
2. Gerald C.F. and Wheatley P.O, Applied Numerical Analysis, Pearson Educations, New Delhi, 7<sup>th</sup> Edition, 2007.
3. Kumaresan S, Linear Algebra - A geometric approach, Prentice Hall of India, New Delhi, Reprint, 2010.
4. Richard Branson, Matrix Operations, Schaum's outline series, 1989.
5. Strang G, Linear Algebra and its applications, Thomson (Brooks / Cole) New Delhi, 4<sup>th</sup> Edition, 2005.
6. Sundarapandian V, Numerical Linear Algebra, Prentice Hall of India, New Delhi, 2014.

	PO 01	PO 02	PO 03	PO 04	PO 05	PO 06	PO 07	PO 08	PO 09	PO 10	PO 11	PO 12	PS 01	PS 02	PS 03
<b>CO1</b>	3	3	3	3	2	2	2	1	1	1	1	3	-	-	-
<b>CO2</b>	3	3	3	3	3	2	2	1	1	1	1	3	-	-	-
<b>CO3</b>	3	3	3	3	3	2	2	1	1	1	1	3	-	-	-
<b>CO4</b>	3	3	3	3	3	2	2	1	1	1	1	3	-	-	-
<b>CO5</b>	3	3	3	3	3	2	2	1	1	1	1	3	-	-	-
<b>Avg</b>	3	3	3	3	2.8	2	2	1	1	1	1	3	-	-	-

OBT352

**BASICS OF MICROBIAL TECHNOLOGY**

**L T P C**  
**3 0 0 3**

### COURSE OBJECTIVE:

- Enable the Non-biological student's to understand about the basics of life science and their pro and cons for living organisms.

### UNIT I BASICS OF MICROBES AND ITS TYPES

**9**

Introduction to microbes, existence of microbes, inventions of great scientist and history, types of microorganisms – Bacteria, Virus, Fungi.

### UNIT II MICROBIAL TECHNIQUES

**9**

Sterilization – types – physical and chemical sterilization, Decontamination, Preservation methods, fermentation, Cultivation and growth of microbes, Diagnostic methods.

### UNIT III PATHOGENIC MICROBES

**9**

Infectious Disease – Awareness, Causative agent, Prevention and control - Cholera, Dengu, Malaria, Diarrhea, Tuberculosis, Typhoid, Covid, HIV.

### UNIT IV BENEFICIAL MICROBES

**9**

Applications of microbes – Clinical microbiology, agricultural microbiology, Food Microbiology, Environmental Microbiology, Animal Microbiology, Marine Microbiology.

**UNIT V PRODUCTS FROM MICROBES 9**

Fermented products – Fermented Beverages, Curd, Cheese, Mushroom, Agricultural products – Biopesticide, Biofertilizers, Vermi compost, Pharmaceutical products - Antibiotics, Vaccines

**TOTAL: 45 PERIODS**

**COURSE OUTCOME:**

At the end of the course the students will be able to

1. Microbes and their types
2. Cultivation of microbes
3. Pathogens and control measures for safety
4. Microbes in different industry for economy.

**TEXT BOOKS**

1. Talaron K, Talaron A, Casita, Pelczar and Reid. Foundations in Microbiology, W.C. Brown Publishers, 1993.
2. Pelczar MJ, Chan ECS and Krein NR, Microbiology, Tata McGraw Hill Edition, New Delhi, India.
3. Prescott L.M., Harley J.P., Klein DA, Microbiology, 3rd Edition, Wm. C. Brown Publishers, 1996.

**OBT353 BASICS OF BIOMOLECULES L T P C  
3 0 0 3**

**OBJECTIVES:**

- The objective is to offer basic concepts of biochemistry to students with diverse background in life sciences including but not limited to the structure and function of various biomolecules and their metabolism.

**UNIT I CARBOHYDRATES 9**

Introduction to carbohydrate, classification, properties of monosaccharide, structural aspects of monosaccharides. Introduction to disaccharide (lactose, maltose, sucrose) and polysaccharide (Heparin, starch, and glycogen) biological function of carbohydrate.

**UNIT II LIPID AND FATTY ACIDS 9**

Introduction to lipid, occurrence, properties, classification of lipid. Importance of phospholipids, sphingolipid and glycerolipid. Biological function of lipid. Fatty acid, Introduction, Nomenclature and classification of fatty acid Essential and non essential fatty acids.

**UNIT III AMINO ACIDS AND PROTEIN. 9**

Introduction to amino acid, structure, classification of protein based on polarity. Introduction to protein, classification of protein based on solubility, shape, composition and Function. Peptide bond– Structure of peptide bond. Denaturation – renaturation of protein, properties of protein. Introduction to lipoprotein, glycoprotein and nucleoprotein. Biological function of protein.

**UNIT IV NUCLEIC ACIDS 9**

Introduction to nucleic acid, Difference between nucleotide and nucleoside, composition of DNA & amp; RNA Structure of Nitrogen bases in DNA and RNA along with the nomenclature. DNA double helix (Watson and crick) model, types of DNA, RNA.

**UNIT V VITAMINS AND HORMONES 9**

Different types of vitamins, their diverse biochemical functions and deficiency related diseases. Overview of hormones. Hormone mediated signaling. Mechanism of action of steroid hormones,

epinephrine, glucagons and insulin. Role of vitamins and hormones in metabolism; Hormonal disorders; Therapeutic uses of vitamins and hormones.

**TOTAL: 45 PERIODS**

**OUTCOMES:**

- Students will learn about various kinds of biomolecules and their physiological role.
- Students will gain knowledge about various metabolic disorders and will help them to know the importance of various biomolecules in terms of disease correlation.

**TEXT BOOKS**

1. Lehninger Principles of Biochemistry 6th Edition by David L. Nelson, Michael M. Cox W.H. Freeman and Company 2017
2. Satyanarayana, U. and U. Chakerapani, "Biochemistry" 3rd Rev. Edition, Books & Allied (P) Ltd., 2006.
3. Rastogi, S.C. "Biochemistry" 2nd Edition, Tata McGraw-Hill, 2003.
3. Conn, E.E., et al., "Outlines of Biochemistry" 5th Edition, John Wiley & Sons, 1987.
4. Outlines of Biochemistry, 5th Edition: By E E Conn, P K Stumpf, G Bruening and R Y Doi. pp 693. John Wiley and Sons, New York. 1987.

**REFERENCES**

1. Berg, Jeremy M. et al. "Biochemistry", 6th Edition, W.H. Freeman & Co., 2006.
2. Murray, R.K., et al "Harper's Illustrated Biochemistry", 31st Edition, McGraw-Hill, 2018.
3. Voet, D. and Voet, J.G., "Biochemistry", 4th Edition, John Wiley & Sons Inc., 2010.

**OBT354 FUNDAMENTALS OF CELL AND MOLECULAR BIOLOGY**

**L T P C  
3 0 0 3**

**OBJECTIVES:**

- To provide knowledge on the fundamentals of cell biology.
- To understand the signalling mechanisms.
- Understand basic principles of molecular biology at intracellular level to regulate growth, division and development.

**UNIT-I INTRODUCTION TO CELL**

**9**

Cell, cell wall and Extracellular Matrix (ECM), composition, cellular dimensions, Evolution, Organisation, differentiation of prokaryotic and Eukaryotic cells, Virus, bacteria, cyanobacteria, mycoplasma and prions.

**UNIT II CELL ORGANELLES**

**9**

Molecular organisation, biogenesis and function Mitochondria, endoplasmic reticulum, golgi apparatus, plastids, chloroplast, leucoplast, centrosome, lysosome, ribosome, peroxisome, Nucleus and nucleolus. Endo membrane system, concept of compartmentalisation.

**UNIT III BIO-MEMBRANE TRANSPORT**

**9**

Physicochemical properties of cell membranes. Molecular constitute of membranes, asymmetrical organisation of lipids and proteins. Solute transport across membrane's-fick's law, simple diffusion, passive-facilitated diffusion, active transport- primary and secondary, group translocation, transport ATPases, membrane transport in bacteria and animals. Transport mechanism- mobile carriers and pores mechanisms. Transport by vesicle formation, endocytosis, exocytosis, cell respiration.

**UNIT IV CELL CYCLE**

**9**

Cell cycle- Cell division by mitosis and meiosis, Comparison of meiosis and mitosis, regulation of cell cycle, cell lysis, Cytokinesis, Cell signaling, Cell communication, Cell adhesion and Cell junction, cell cycle checkpoints.

**UNIT V CENTRAL DOGMA**

**9**

Overview of Central dogma DNA replication: Meselson & Stahl experiment, bi-directional DNA replication, Okazaki fragments. Structure and function of mRNA, rRNA and tRNA. RNA synthesis: Initiation, elongation and termination of RNA synthesis Introduction to Genetic code-Steps in translation: Initiation, Elongation and termination of protein synthesis.

**TOTAL: 45 PERIODS**

**OUTCOMES:**

- Understanding of cell at structural and functional level.
- Understand the central dogma of life and its significance.
- Comprehend the basic mechanisms of cell division.

**TEXTBOOKS:**

1. Cooper, G.M. and R.E. Hansman “The Cell: A Molecular Approach”, 8th Edition, Oxford University Press, 2018
2. Friefelder, David. “Molecular Biology.” Narosa Publications, 1999
3. Weaver, Robert F. “Molecular Biology” IInd Edition, Tata McGraw-Hill, 2003.

**REFERENCES:**

1. Lodish H, Berk A, MatsudairaP,Kaiser CA, Krieger M, Schot MP, Zipursky L, Darnell J. Molecular Cell Biology, 6th Edition, 2007.
2. Becker, W.M. etal., “The World of the Cell”, 9th Edition, Pearson Education, 2003.
3. Campbell, N.A., J.B. Reece and E.J. Simon “Essential Biology”, VIIrd Edition, Pearson International, 2007.
4. Alberts, Bruce etal., “Essential Cell Biology”, 4th Edition, W.W. Norton, 2013.

**OPEN ELECTIVE IV**

**OHS352**

**PROJECT REPORT WRITING**

**L T P C**  
**3 0 0 3**

**COURSE OBJECTIVE**

The Course will enable Learners to,

- Understand the essentials of project writing.
- Perceive the difference between general writing and technical writing
- Assimilate the fundamental features of report writing.
- Understand the essential differences that exist between general and technical writing.
- Learn the structure of a technical and project report.

**UNIT I**

**9**

Writing Skills – Essential Grammar and Vocabulary – Passive Voice, Reported Speech, Concord, Signpost words, Cohesive Devices – Paragraph writing - Technical Writing vs. General Writing.

**UNIT II**

**9**

Project Report – Definition, Structure, Types of Reports, Purpose – Intended Audience – Plagiarism – Report Writing in STEM fields – Experiment – Statistical Analysis.

**UNIT III**

**9**

Structure of the Project Report: (Part 1) Framing a Title – Content – Acknowledgement – Funding Details -Abstract – Introduction – Aim of the Study – Background - Writing the research question - Need of the Study/Project Significance, Relevance – Determining the feasibility – Theoretical Framework.

**UNIT IV**

**9**

Structure of the Project Report: (Part 2) – Literature Review, Research Design, Methods of Data Collection - Tools and Procedures - Data Analysis - Interpretation - Findings –Limitations - Recommendations – Conclusion – Bibliography.

**UNIT V****9**

Proof reading a report – Avoiding Typographical Errors – Bibliography in required Format – Font – Spacing – Checking Tables and Illustrations – Presenting a Report Orally – Techniques.

**TOTAL:45 PERIODS****OUTCOMES**

By the end of the course, learners will be able to

- Write effective project reports.
- Use statistical tools with confidence.
- Explain the purpose and intension of the proposed project coherently and with clarity.
- Create writing texts to suit achieve the intended purpose.
- Master the art of writing winning proposals and projects.

**CO-PO & PSO MAPPING**

CO	PO												PSO		
	1	2	3	4	5	6	7	8	9	10	11	12	1	2	3
1	2	1	1	1	1	3	2	2	3	3	3	3	-	-	-
2	2	2	2	1	1	1	2	1	2	3	2	3	-	-	-
3	2	2	3	3	2	3	2	2	2	3	2	3	-	-	-
4	3	3	3	3	3	3	3	3	3	3	3	3	-	-	-
5	3	3	3	3	3	3	3	3	3	3	3	3	-	-	-
<b>AVg.</b>	2.4	2.2	2.4	2.2	2	2.6	2.4	2.2	2.6	3	2.6	3	-	-	-

- 1-low, 2-medium, 3-high, ‘-’- no correlation
- **Note:** The average value of this course to be used for program articulation matrix.

**REFERENCES**

1. Gerson and Gerson - Technical Communication: Process and Product, 7th Edition, Prentice Hall(2012)
2. Virendra K. Pamecha - Guide to Project Reports, Project Appraisals and Project Finance (2012)
3. Daniel Riordan - Technical Report Writing Today (1998)  
Darla-Jean Weatherford - Technical Writing for Engineering Professionals (2016) Penwell Publishers.

**OCE354****BASICS OF INTEGRATED WATER RESOURCES MANAGEMENT****L T P C****3 0 0 3****OBJECTIVES**

- To introduce the interdisciplinary approach of water management.
- To develop knowledge base and capacity building on IWRM.

**UNIT I OVERVIEW OF IWRM****9**

Facts about water - Definition – Key challenges - Paradigm shift - Water management Principles - Social equity - Ecological sustainability – Economic efficiency - SDGs - World Water Forums.

**UNIT II WATER USE SECTORS: IMPACTS AND SOLUTION****9**

Water users: People, Agriculture, ecosystem and others - Impacts of the water use sectors on water resources - Securing water for people, food production, ecosystems and other uses - IWRM relevance in water resources management.

**UNIT III WATER ECONOMICS 9**  
Economic characteristics of water good and services – Economic instruments – Private sector involvement in water resources management - PPP experiences through case studies.

**UNIT IV RECENT TREANDS IN WATER MANAGEMENT 9**  
River basin management - Ecosystem Regeneration – 5 Rs - WASH - Sustainable livelihood - Water management in the context of climate change.

**UNIT V IMPLEMENTATION OF IWRM 9**  
Barriers to implementing IWRM - Policy and legal framework - Bureaucratic reforms and inclusive development - Institutional Transformation - Capacity building - Case studies on conceptual framework of IWRM.

**TOTAL: 45 PERIODS**

### OUTCOMES

- On completion of the course, the student will be able to apply appropriate management techniques towards managing the water resources.
- CO1** Describe the context and principles of IWRM; Compare the conventional and integrated ways of water management.
- CO2** Discuss on the different water uses; how it is impacted and ways to tackle these impacts.
- CO3** Explain the economic aspects of water and choose the best economic option among the alternatives; illustrate the pros and cons of PPP through case studies.
- CO4** Illustrate the recent trends in water management.
- CO5** Understand the implementation hitches and the institutional frameworks.

### TEXT BOOKS

1. Cech Thomas V., Principles of water resources: history, development, management and policy. John Wiley and Sons Inc., New York. 2003.
2. Mollinga P. *et al.* “ Integrated Water Resources Management”, Water in South Asia Volume I, Sage Publications, 2006.

### REFERENCES

1. Technical Advisory Committee, Background Papers No: 1, 4 and 7, Stockholm, Sweden. 2002.
2. IWRM Guidelines at River Basin Level (UNESCO, 2008).
3. Tutorial on Basic Principles of Integrated Water Resources Management ,CAP-NET.  
[http://www.pacificwater.org/userfiles/file/IWRM/Toolboxes/introduction%20to%20iwrn/Tutorial\\_text.pdf](http://www.pacificwater.org/userfiles/file/IWRM/Toolboxes/introduction%20to%20iwrn/Tutorial_text.pdf)
4. Pramod R. Bhawe, 2011, Water Resources Systems, Narosa Publishers.
5. The 17 Goals, United Nations, <https://sdgs.un.org/goals>.

**OMA355**

**ADVANCED NUMERICAL METHODS**

**L T P C**  
**3 0 0 3**

### OBJECTIVE:

- To impart knowledge on numerical methods that will come in handy to solve numerically the problems that arise in engineering and technology. This will also serve as a precursor for future research.

**UNIT I ALGEBRAIC EQUATIONS AND EIGENVALUE PROBLEM 9**  
System of nonlinear equations : Fixed point iteration method - Newton's method; System of linear equations: Thomas algorithm for tri diagonal system - SOR iteration methods ; Eigen value problems: Given's method - Householder's method.

**UNIT II INTERPOLATION 9**

Central difference: Stirling and Bessel's interpolation formulae ; Piecewise spline interpolation: Piecewise linear, piecewise quadratic and cubic spline ; Least square approximation for continuous data (upto 3rd degree).

**UNIT III NUMERICAL METHODS FOR ORDINARY DIFFERENTIAL EQUATIONS 9**

Explicit Adams - Bashforth Techniques - Implicit Adams - Moulton Techniques, Predictor - Corrector Techniques - Finite difference methods for solving two - point linear boundary value problems - Orthogonal Collocation method.

**UNIT IV FINITE DIFFERENCE METHODS FOR ELLIPTIC EQUATIONS 9**

Laplace and Poisson's equations in a rectangular region : Five point finite difference schemes - Leibmann's iterative methods - Dirichlet's and Neumann conditions – Laplace equation in polar coordinates : Finite difference schemes .

**UNIT V FINITE DIFFERENCE METHOD FOR TIME DEPENDENT PARTIAL DIFFERENTIAL EQUATIONS 9**

Parabolic equations : Explicit and implicit finite difference methods – Weighted average approximation - Dirichlet's and Neumann conditions – First order hyperbolic equations - Method of characteristics - Different explicit and implicit methods; Wave equation : Explicit scheme – Stability of above schemes.

**TOTAL : 45 PERIODS****OUTCOMES:**

Upon completion of this course, the students will be able to:

CO1: demonstrate the understandings of common numerical methods for nonlinear equations, system of linear equations and eigenvalue problems;

CO2: understand the interpolation theory;

CO3: understand the concepts of numerical methods for ordinary differential equations;

CO4: demonstrate the understandings of common numerical methods for elliptic equations;

CO5: understand the concepts of numerical methods for time dependent partial differential equations

**TEXT BOOKS :**

1. Grewal, B.S., "Numerical Methods in Engineering & Science ", Khanna Publications, Delhi, 2013.
2. Gupta, S.K., "Numerical Methods for Engineers", (Third Edition), New Age Publishers, 2015.
3. Jain, M.K., Iyengar, S.R.K. and Jain, R.K., "Computational Methods for Partial Differential Equations", New Age Publishers, 1994.

**REFERENCES:**

1. Saumyen Guha and Rajesh Srivastava, "Numerical methods for Engineering and Science", Oxford Higher Education, New Delhi, 2010.
2. Burden, R.L., and Faires, J.D., "Numerical Analysis – Theory and Applications", 9 th Edition, Cengage Learning, New Delhi, 2016.
3. Gupta S.K., "Numerical Methods for Engineers", 4th Edition, New Age Publishers, 2019.
4. Sastry, S.S., "Introductory Methods of Numerical Analysis", 5th Edition, PHI Learning, 2015.
5. Morton, K.W. and Mayers D.F., "Numerical solution of Partial Differential equations", Cambridge University press, Cambridge, 2002.

	PO 01	PO 02	PO 03	PO 04	PO 05	PO 06	PO 07	PO 08	PO 09	PO 10	PO 11	PO 12	PS O1	PS O2	PS O3
<b>CO1</b>	3	3	3	3	2	2	2	1	1	1	1	3	-	-	-
<b>CO2</b>	3	3	3	3	3	2	2	1	1	1	1	3	-	-	-
<b>CO3</b>	3	3	3	3	3	2	2	1	1	1	1	3	-	-	-
<b>CO4</b>	3	3	3	3	3	2	2	1	1	1	1	3	-	-	-
<b>CO5</b>	3	3	3	3	3	2	2	1	1	1	1	3	-	-	-
<b>Avg</b>	3	3	3	3	3	2	2	1	1	1	1	3	-	-	-



**OBJECTIVES:**

- To introduce the basic concepts of probability, one and two dimensional random variables with applications to engineering which can describe real life phenomenon.
- To understand the basic concepts of random processes which are widely used in communication networks.
- To acquaint with specialized random processes which are apt for modelling the real time scenario.
- To understand the concept of correlation and spectral densities.
- To understand the significance of linear systems with random inputs.

**UNIT I      RANDOM VARIABLES****9**

Discrete and continuous random variables – Moments – Moment generating functions – Joint Distribution- Covariance and Correlation – Transformation of a random variable.

**UNIT II      RANDOM PROCESSES****9**

Classification – Characterization – Cross correlation and Cross covariance functions - Stationary Random Processes – Markov process - Markov chain.

**UNIT III      SPECIAL RANDOM PROCESSES****9**

Bernoulli Process – Gaussian Process - Poisson process – Random telegraph process.

**UNIT IV      CORRELATION AND SPECTRAL DENSITIES****9**

Auto correlation functions – Cross correlation functions – Properties – Power spectral density – Cross spectral density – Properties.

**UNIT V      LINEAR SYSTEMS WITH RANDOM INPUTS****9**

Linear time invariant system – System transfer function – Linear systems with random inputs – Auto correlation and cross correlation functions of input and output.

**TOTAL: 45 PERIODS****OUTCOMES**

Upon successful completion of the course, students should be able to:

- Understand the basic concepts of one and two dimensional random variables and apply in engineering applications.
- Apply the concept random processes in engineering disciplines.
- Understand and apply the concept of correlation and spectral densities.
- Get an exposure of various distribution functions and help in acquiring skills in handling situations involving more than one variable.
- Analyze the response of random inputs to linear time invariant systems.

**TEXT BOOKS**

1. Ibe, O.C., "Fundamentals of Applied Probability and Random Processes ", 1<sup>st</sup> Indian Reprint, Elsevier, 2007.
2. Peebles, P.Z., "Probability, Random Variables and Random Signal Principles ", Tata McGraw Hill, 4<sup>th</sup> Edition, New Delhi, 2002.

**REFERENCES**

1. Cooper. G.R., McGillem. C.D., "Probabilistic Methods of Signal and System Analysis", Oxford University Press, New Delhi, 3<sup>rd</sup> Indian Edition, 2012.
2. Hwei Hsu, "Schaum's Outline of Theory and Problems of Probability, Random Variables and Random Processes ", Tata McGraw Hill Edition, New Delhi, 2004.
3. Miller. S.L. and Childers. D.G., "Probability and Random Processes with Applications to Signal Processing and Communications ", Academic Press, 2004.

4. Stark. H. and Woods. J.W., "Probability and Random Processes with Applications to Signal Processing ", Pearson Education, Asia, 3<sup>rd</sup> Edition, 2002.
5. Yates. R.D. and Goodman. D.J., "Probability and Stochastic Processes", Wiley India Pvt. Ltd., Bangalore, 2<sup>nd</sup> Edition, 2012.

	PO 01	PO 02	PO 03	PO 04	PO 05	PO 06	PO 07	PO 08	PO 09	PO 10	PO 11	PO 12	PS 01	PS 02	PS 03
<b>CO1</b>	3	3	0	0	0	0	0	0	3	0	0	2	-	-	-
<b>CO2</b>	3	3	0	0	0	0	0	0	3	0	0	2	-	-	-
<b>CO3</b>	3	3	0	0	0	0	0	0	3	0	0	2	-	-	-
<b>CO4</b>	3	3	0	0	0	0	0	0	3	0	0	2	-	-	-
<b>CO5</b>	3	3	0	0	0	0	0	0	3	0	0	2	-	-	-
<b>Avg</b>	3	3	0	0	0	0	0	0	3	0	0	2	-	-	-

**OMA357**

**QUEUEING AND RELIABILITY MODELLING**

**L T P C**  
**3 0 0 3**

**OBJECTIVES:**

- To provide necessary basic concepts in probability and random processes for applications such as random signals, linear systems in communication engineering.
- To understand the concept of queueing models and apply in engineering.
- To provide the required mathematical support in real life problems and develop probabilistic models which can be used in several areas of science and engineering.
- To study the system reliability and hazard function for series and parallel systems.
- To implement Markovian Techniques for availability and maintainability which opens up new avenues for research.

**UNIT I RANDOM PROCESSES**

**9**

Classification – Stationary process – Markov process - Poisson process – Discrete parameter Markov chain – Chapman Kolmogorov equations – Limiting distributions.

**UNIT II MARKOVIAN QUEUEING MODELS**

**9**

Markovian queues – Birth and death processes – Single and multiple server queueing models – Little's formula - Queues with finite waiting rooms.

**UNIT III ADVANCED QUEUEING MODELS**

**9**

M/G/1 queue – Pollaczek Khinchin formula - M/D/1 and M/E<sub>k</sub>/1 as special cases – Series queues – Open Jackson networks.

**UNIT IV SYSTEM RELIABILITY**

**9**

Reliability and hazard functions- Exponential, Normal, Weibull and Gamma failure distribution – Time - dependent hazard models – Reliability of Series and Parallel Systems.

**UNIT V MAINTAINABILITY AND AVAILABILITY**

**9**

Maintainability and Availability functions – Frequency of failures – Two Unit parallel system with repair – k out of m systems.

**TOTAL: 45 PERIODS**

**OUTCOMES**

Upon successful completion of the course, students should be able to:

- Enable the students to apply the concept of random processes in engineering disciplines.
- Students acquire skills in analyzing various queueing models.

- Students can understand and characterize phenomenon which evolve with respect to time in a probabilistic manner.
- Students can analyze reliability of the systems for various probability distributions.
- Students can be able to formulate problems using the maintainability and availability analyses by using theoretical approach.

### TEXT BOOKS

1. Shortle J.F, Gross D, Thompson J.M,Harris C.M., “Fundamentals of Queueing Theory”, John Wiley and Sons, New York,2018.
2. Balagurusamy E., “Reliability Engineering”, Tata McGraw Hill Publishing Company Ltd., New Delhi,2010.

### REFERENCES

1. Medhi J, "Stochastic models of Queueing Theory", Academic Press, Elsevier, Amsterdam, 2003.
2. Taha, H.A., "Operations Research", 9<sup>th</sup> Edition, Pearson India Education Services, Delhi, 2016.
3. Trivedi, K.S., "Probability and Statistics with Reliability, Queueing and Computer Science Applications", 2<sup>nd</sup> Edition, John Wiley and Sons, 2002.
4. Govil A.K., “Reliability Engineering”, Tata-McGraw Hill Publishing Company Ltd., New Delhi,1983.

	PO 01	PO 02	PO 03	PO 04	PO 05	PO 06	PO 07	PO 08	PO 09	PO 10	PO 11	PO 12	PS 01	PS 02	PS 03
<b>CO1</b>	3	3	0	0	0	0	0	0	2	0	0	2	-	-	-
<b>CO2</b>	3	3	2	0	0	0	0	0	2	0	0	2	-	-	-
<b>CO3</b>	3	3	0	2	0	0	0	0	2	0	0	2	-	-	-
<b>CO4</b>	3	3	2	0	0	0	0	0	2	0	0	2	-	-	-
<b>CO5</b>	3	3	3	2	0	0	0	0	2	0	0	2	-	-	-
<b>Avg</b>	3	3	1.4	0.8	0	0	0	0	2	0	0	2	-	-	-

### OMG354 PRODUCTION AND OPERATIONS MANAGEMENT FOR ENTREPRENEURS

L T P C  
3 0 0 3

#### OBJECTIVES:

- To know the basic concept and function of Production and Operation Management for entrepreneurship.
- To understand the Production process and planning.
- To understand the Production and Operations Management Control for business owners.

#### UNIT I INTRODUCTION TO PRODUCTION AND OPERATIONS MANGEMENT 9

Functions of Production Management - Relationship between production and other functions – Production management and operations management, Characteristics of modern production and operation management, organisation of production function, recent trends in production /operations management - production as an organisational function, decision making in production Operations research

#### UNIT II PRODUCTION & OPERATION SYSTEMS 9

Production Systems- principles – Models - CAD and CAM- Automation in Production - Functions and significance- Capacity and Facility Planning: Importance of capacity planning- Capacity measurement – Capacity Requirement Planning (CRP) process for manufacturing and service industry

**UNIT III PRODUCTION & OPERATIONS PLANNING 9**  
 Facility Planning – Location of facilities – Location flexibility – Facility design process and techniques – Location break even analysis-Production Process Planning: Characteristic of production process systems – Steps for production process- Production Planning Control Functions – Planning phase- Action phase- Control phase - Aggregate production planning

**UNIT IV PRODUCTION & OPERATIONS MANAGEMENT PROCESS 9**  
 Process selection with PLC phases- Process simulation tools- Work Study – Significance – Methods, evolution of normal/ standard time – Job design and rating - Value Analysis - Plant Layout: meaning – characters – Plant location techniques - Types- MRP and Layout Design - Optimisation and Theory of Constraints (TOC)– Critical Chain Project Management (CCPM)- REL (Relationship) Chart – Assembly line balancing- – Plant design optimisation -Forecasting methods.

**UNIT V CONTROLLING PRODUCTION & OPERATIONS MANAGEMENT 9**  
 Material requirement planning (MRP)- Concept- Process and control - Inventory control systems and techniques – JIT and Lean manufacturing - Network techniques - Quality Management: Preventive Vs Breakdown maintenance for Quality – Techniques for measuring quality - Control Chart (X , R , p , np and C chart ) - Cost of Quality, Continuous improvement (Kaizen) - Quality awards - Supply Chain Management - Total Quality Management - 6 Sigma approach and Zero Defect Manufacturing.

**TOTAL: 45 PERIODS**

**OUTCOMES:**

- Upon completion of this course the learners will be able :
- CO 1 To understand the basics and functions of Production and Operation Management for business owners.
  - CO 2 To learn about the Production & Operation Systems.
  - CO 3 To acquaint on the Production & Operations Planning Techniques followed by entrepreneurs in Industries.
  - CO 4 To known about the Production & Operations Management Processes in organisations.
  - CO 5 To comprehend the techniques of controlling , Production and Operations in industries.

**REFERENCES**

1. Mikell P. Groover, Automation, Production Systems, and Computer-Integrated Manufacturing, Pearson, 2007.
2. Amitabh Raturi, Production and Inventory Management, , 2008.
3. Adam Jr. Ebert, Production and Operations Management, PHI Publication, 1992.
4. Muhlemann, Okland and Lockyer, Production and Operation Management, Macmillan India,1992.
6. Chary S.N, Production and Operations Management, TMH Publications, 2010.
7. Terry Hill ,Operation Management. Pal Grave McMillan (Case Study).2005.

**OMG355 MULTIVARIATE DATA ANALYSIS L T P C**  
**3 0 0 3**

**OBJECTIVE:**

- To know various multivariate data analysis techniques for business research.

**UNIT I INTRODUCTION 9**  
 Uni-variate, Bi-variate and Multi-variate techniques – Classification of multivariate techniques – Guidelines for multivariate analysis and interpretation.

**UNIT II PREPARING FOR MULTIVARIATE ANALYSIS 9**

Conceptualization of research model with variables, collection of data —Approaches for dealing with missing data – Testing the assumptions of multivariate analysis.

**UNIT III MULTIPLE LINEAR REGRESSION ANALYSIS, FACTOR ANALYSIS 9**

Multiple Linear Regression Analysis – Inferences from the estimated regression function – Validation of the model. -Approaches to factor analysis – interpretation of results.

**UNIT IV LATENT VARIABLE TECHNIQUES 9**

Confirmatory Factor Analysis, Structural equation modelling, Mediation models, Moderation models, Longitudinal studies.

**UNIT V ADVANCED MULTIVARIATE TECHNIQUES 9**

Multiple Discriminant Analysis, Logistic Regression, Cluster Analysis, Conjoint Analysis, multidimensional scaling.

**TOTAL: 45 PERIODS**

**OUTCOMES :**

- Demonstrate a sophisticated understanding of the concepts and methods; know the exact scopes and possible limitations of each method; and show capability of using multivariate techniques to provide constructive guidance in decision making.
- Use advanced techniques to conduct thorough and insightful analysis, and interpret the results correctly with detailed and useful information.
- Show substantial understanding of the real problems; conduct deep analysis using correct methods; and draw reasonable conclusions with sufficient explanation and elaboration.
- Write an insightful and well-organized report for a real-world case study, including thoughtful and convincing details.
- Make better business decisions by using advanced techniques in data analytics.

**REFERENCES :**

1. Joseph F Hair, Rolph E Anderson, Ronald L. Tatham & William C. Black, Multivariate Data Analysis, Pearson Education, New Delhi, 2005.
2. Barbara G. Tabachnick, Linda S.Fidell, Using Multivariate Statistics, 6th Edition, Pearson, 2012.
3. Richard A Johnson and Dean W.Wichern, Applied Multivariate Statistical Analysis, Prentice Hall, New Delhi, 2005.
4. David R Anderson, Dennis J Seveency, and Thomas A Williams, Statistics for Business and Economics, Thompson, Singapore, 2002

PROGRESS THROUGH KNOWLEDGE

**OME352**

**ADDITIVE MANUFACTURING**

L	T	P	C
3	0	0	3

**COURSE OBJECTIVES:**

- To introduce the development, capabilities, applications, of Additive Manufacturing (AM), and its business opportunities.
- To be acquainted with vat polymerization and material extrusion processes
- To be familiar with powder bed fusion and binder jetting processes.
- To gain knowledge on applications of direct energy deposition, and material jetting processes.
- To impart knowledge on sheet lamination and direct write technologies.

**UNIT I INTRODUCTION 9**

Overview - Need - Development of Additive Manufacturing (AM) Technology: Rapid Prototyping- Rapid Tooling - Rapid Manufacturing - Additive Manufacturing. AM Process Chain - ASTM/ISO 52900 Classification - Benefits - AM Unique Capabilities - AM File formats: STL, AMF Applications:

Building Printing, Bio Printing, Food Printing, Electronics Printing, Automobile, Aerospace, Healthcare. Business Opportunities in AM.

**UNIT II VAT POLYMERIZATION AND MATERIAL EXTRUSION 9**

Photo polymerization: Stereolithography Apparatus (SLA)- Materials -Process - top down and bottom up approach - Advantages - Limitations - Applications. Digital Light Processing (DLP) - Process - Advantages - Applications.

Material Extrusion: Fused Deposition Modeling (FDM) - Process-Materials -Applications and Limitations.

**UNIT III POWDER BED FUSION AND BINDER JETTING 9**

Powder Bed Fusion: Selective Laser Sintering (SLS): Process - Powder Fusion Mechanism - Materials and Application. Selective Laser Melting (SLM), Electron Beam Melting (EBM): Materials - Process - Advantages and Applications.

Binder Jetting: Three-Dimensional Printing - Materials - Process - Benefits - Limitations - Applications.

**UNIT IV MATERIAL JETTING AND DIRECTED ENERGY DEPOSITION 9**

Material Jetting: Multijet Modeling- Materials - Process - Benefits - Applications.

Directed Energy Deposition: Laser Engineered Net Shaping (LENS) - Process - Material Delivery - Materials -Benefits -Applications.

**UNIT V SHEET LAMINATION AND DIRECT WRITE TECHNOLOGY 9**

Sheet Lamination: Laminated Object Manufacturing (LOM)- Basic Principle- Mechanism: Gluing or Adhesive Bonding - Thermal Bonding - Materials - Application and Limitation.

Ink-Based Direct Writing (DW): Nozzle Dispensing Processes, Inkjet Printing Processes, Aerosol DW - Applications of DW.

**TOTAL: 45 PERIODS**

**COURSE OUTCOMES:**

At the end of this course students shall be able to:

CO1: Recognize the development of AM technology and how AM technology propagated into various businesses and developing opportunities.

CO2: Acquire knowledge on process vat polymerization and material extrusion processes and its applications.

CO3: Elaborate the process and applications of powder bed fusion and binder jetting.

CO4: Evaluate the advantages, limitations, applications of material jetting and directed energy deposition processes.

CO5: Acquire knowledge on sheet lamination and direct write technology.

**TEXT BOOKS:**

1. Ian Gibson, David Rosen, Brent Stucker, Mahyar Khorasani "Additive manufacturing technologies". 3<sup>rd</sup> edition Springer Cham, Switzerland. (2021). ISBN: 978-3-030-56126-0
2. Andreas Gebhardt and Jan-Steffen Hötter "Additive Manufacturing: 3D Printing for Prototyping and Manufacturing", Hanser publications, United States, 2015, ISBN: 978-1-56990-582-1.

**REFERENCES:**

1. Andreas Gebhardt, "Understanding Additive Manufacturing: Rapid Prototyping, Rapid Manufacturing", Hanser Gardner Publication, Cincinnati., Ohio, 2011, ISBN :9783446425521.
2. Milan Brandt, "Laser Additive Manufacturing: Materials, Design, Technologies, and Applications", Woodhead Publishing., United Kingdom, 2016, ISBN: 9780081004333.
3. Amit Bandyopadhyay and Susmita Bose, "Additive Manufacturing", 1<sup>st</sup> Edition, CRC Press., United States, 2015, ISBN-13: 978-1482223590.
4. Kamrani A.K. and Nasr E.A., "Rapid Prototyping: Theory and practice", Springer., United States ,2006, ISBN: 978-1-4614-9842-1.

5. Liou, L.W. and Liou, F.W., "Rapid Prototyping and Engineering applications: A tool box for prototype development", CRC Press., United States, 2011, ISBN: 9780849334092.

<b>CME343</b>	<b>NEW PRODUCT DEVELOPMENT</b>	<b>L</b>	<b>T</b>	<b>P</b>	<b>C</b>
		<b>3</b>	<b>0</b>	<b>0</b>	<b>3</b>

### **COURSE OBJECTIVES**

- 1 To introduce the fundamental concepts of the new product development
- 2 To develop material specifications, analysis and process.
- 3 To Learn the Feasibility Studies & reporting of new product development.
- 4 To study the New product qualification and Market Survey on similar products of new product development  
To learn Reverse Engineering. Cloud points generation, converting cloud data to 3D model

### **UNIT – I FUNDAMENTALS OF NPD 9**

Introduction – Reading of Drawing – Grid reading, Revisions, ECN (Engg. Change Note), Component material grade, Specifications, customer specific requirements – Basics of monitoring of NPD applying Gantt chart, Critical path analysis – Fundamentals of BOM (Bill of Materials), Engg. BOM & Manufacturing BOM. Basics of MIS software and their application in industries like SAP, MS Dynamics, Oracle ERP Cloud – QFD.

### **UNIT – II MATERIAL SPECIFICATIONS, ANALYSIS & PROCESS 9**

Material specification standards – ISO, DIN, JIS, ASTM, EN, etc. – Awareness on various manufacturing process like Metal castings & Forming, Machining (Conventional, 3 Axis, 4 Axis, 5 Axis, ), Fabrications, Welding process. Qualifications of parts mechanical, physical & Chemical properties and their test report preparation and submission. Fundamentals of DFMEA & PFMEA, Fundamentals of FEA, Bend Analysis, Hot Distortion, Metal and Material Flow, Fill and Solidification analysis.

### **UNIT – III ESSENTIALS OF NPD 9**

RFQ (Request of Quotation) Processing – Feasibility Studies & reporting – CFT (Cross Function Team) discussion on new product and reporting – Concept design, Machine selection for tool making, Machining – Manufacturing Process selection, Machining Planning, cutting tool selection – Various Inspection methods – Manual measuring, CMM – GOM (Geometric Optical Measuring), Lay out marking and Cut section analysis. Tool Design and Detail drawings preparation, release of details to machine shop and CAM programming. Tool assembly and shop floor trials. Initial sample submission with PPAP documents.

### **UNIT – IV CRITERIONS OF NPD 9**

New product qualification for Dimensions, Mechanical & Physical Properties, Internal Soundness proving through X-Ray, Radiography, Ultrasonic Testing, MPT, etc. Agreement with customer for testing frequencies. Market Survey on similar products, Risk analysis, validating samples with simulation results, Lesson Learned & Horizontal deployment in NPD.

### **UNIT – V REPORTING & FORWARD-THINKING OF NPD 9**

Detailed study on PPAP with 18 elements reporting, APQP and its 5 Sections, APQP vs PPAP, Importance of SOP (Standard Operating Procedure) – Purpose & documents, deployment in shop floor. Prototyping & RPT - Concepts, Application and its advantages, 3D Printing – resin models, Sand cores for foundries; Reverse Engineering. Cloud points generation, converting cloud data to 3D model – Advantages & Limitation of RE, CE (Concurrent Engineering) – Basics, Application and its advantages in NPD (to reduce development lead time, time to Market, Improve productivity and product cost.)

**TOTAL :45 PERIODS**

**OUTCOMES:** At the end of the course the students would be able to

1. Discuss fundamental concepts and customer specific requirements of the New Product development
2. Discuss the Material specification standards, analysis and fabrication, manufacturing process.
3. Develop Feasibility Studies & reporting of New Product development

- Analyzing the New product qualification and Market Survey on similar products of new product development
- Develop Reverse Engineering. Cloud points generation, converting cloud data to 3D model

**TEXT BOOKS:**

- Product Development – Sten Jonsson
- Product Design & Development – Karl T. Ulrich, Maria C. Young, Steven D. Eppinger

**REFERENCES:**

- Revolutionizing Product Development – Steven C Wheelwright & Kim B. Clark
- Change by Design
- Toyota Product Development System – James Morgan & Jeffrey K. Liker
- Winning at New Products – Robert Brands 3rd Edition
- Product Design & Value Engineering – Dr. M.A. Bulsara & Dr. H.R. Thakkar

CO	PO												PSO		
	1	2	3	4	5	6	7	8	9	10	11	12	1	2	3
1	1	1	3	1				1	1			1	1	3	2
2	1	1	3	1				1	1			1	1	3	2
3	1	1	3	1				1	1			1	1	3	2
4	1	1	3	1				1	1			1	1	3	2
5	1	1	3	1				1	1			1	1	3	2
Low (1) ; Medium (2) ; High (3)															

**OME355**

**INDUSTRIAL DESIGN & RAPID PROTOTYPING TECHNIQUES**

**L T P C  
3 0 0 3**

**OBJECTIVES:**

The course aims to

- Outline Fundamental concepts in UI & UX
- Introduce the principles of Design and Building an mobile app
- Illustrate the use of CAD in product design
- Outline the choice and use of prototyping tools
- Understanding design of electronic circuits and fabrication of electronic devices

**UNIT I UI/UX**

**9**

Fundamental concepts in UI & UX - Tools - Fundamentals of design principles - Psychology and Human Factors for User Interface Design - Layout and composition for Web, Mobile and Devices - Typography - Information architecture - Color theory - Design process flow, wireframes, best practices in the industry -User engagement ethics - Design alternatives

**UNIT II APP DEVELOPMENT**

**9**

SDLC - Introduction to App Development - Types of Apps - web Development - understanding Stack - Frontend - backend - Working with Databases - Introduction to API - Introduction to Cloud services - Cloud environment Setup- Reading and writing data to cloud - Embedding ML models to Apps - Deploying application.

**UNIT III INDUSTRIAL DESIGN**

**9**

Introduction to Industrial Design - Points, lines, and planes - Sketching and concept generation - Sketch to CAD - Introduction to CAD tools - Types of 3D modeling - Basic 3D Modeling Tools - Part creation – Assembly - Product design and rendering basics - Dimensioning



& Tolerancing

#### **UNIT IV MECHANICAL RAPID PROTOTYPING**

**9**

Need for prototyping - Domains in prototyping - Difference between actual manufacturing and prototyping - Rapid prototyping methods - Tools used in different domains - Mechanical Prototyping; 3D Printing and classification - Laser Cutting and engraving - RD Works - Additive manufacturing

#### **UNIT V ELECTRONIC RAPID PROTOTYPING**

**9**

Basics of electronic circuit design - lumped circuits - Electronic Prototyping - Working with simulation tool - simple PCB design with EDA

**TOTAL: 45 PERIODS**

#### **COURSE OUTCOMES**

**At the end of the course, learners will be able to:**

- Create quick UI/UX prototypes for customer needs
- Develop web application to test product traction / product feature
- Develop 3D models for prototyping various product ideas
- Built prototypes using Tools and Techniques in a quick iterative methodology

#### **TEXT BOOKS**

1. Peter Fiell, Charlotte Fiell, Industrial Design A-Z, TASCHEN America Llc(2003)
2. Samar Malik, Autodesk Fusion 360 - The Master Guide.
3. Steve Krug, Don't Make Me Think, Revisited: A Common Sense Approach to Web Usability, Pearson,3rd edition(2014)

#### **REFERENCES**

1. <https://www.adobe.com/products/xd/learn/get-started.html>
2. <https://developer.android.com/guide>
3. <https://help.autodesk.com/view/fusion360/ENU/courses/>
4. [https://help.prusa3d.com/en/category/prusaslicer\\_204](https://help.prusa3d.com/en/category/prusaslicer_204)

**MF3010**

**MICRO AND PRECISION ENGINEERING**

**LT P C  
3 0 0 3**

#### **COURSE OBJECTIVES:**

At the end of this course the student should be able to

- Learn about the precision machine tools
- Learn about the macro and micro components.
- Understand handling and operating of the precision machine tools.
- Learn to work with miniature models of existing machine tools/robots and other instruments.
- Learn metrology for micro system

#### **UNIT I INTRODUCTION TO MICROSYSTEMS**

**9**

Design, and material selection, micro-actuators: hydraulic, pneumatic, electrostatic/ magnetic etc. for medical to general purpose applications. Micro-sensors based on Thermal, mechanical, electrical properties; micro-sensors for measurement of pressure, flow, temperature, inertia, force, acceleration, torque, vibration, and monitoring of manufacturing systems.

#### **UNIT II FABRICATION PROCESSES FOR MICRO-SYSTEMS:**

**9**

Additive, subtractive, forming process, microsystems-Micro-pumps, micro- turbines, micro engines, micro-robot, and miniature biomedical devices

**UNIT III INTRODUCTION TO PRECISION ENGINEERING 9**

Machine tools, holding and handling devices, positioning fixtures for fabrication/ assembly of microsystems. Precision drives: inch worm motors, ultrasonic motors, stick-slip mechanism and other piezo-based devices.

**UNIT IV PRECISION MACHINING PROCESSES 9**

Precision machining processes for macro components - Diamond turning, fixed and free abrasive processes, finishing processes.

**UNIT V METROLOGY FOR MICRO SYSTEMS 9**

Metrology for micro systems - Surface integrity and its characterization.

**TOTAL : 45 PERIODS**

**COURSE OUTCOMES:**

Upon the completion of this course the students will be able to

- Select suitable precision machine tools and operate
- Apply the macro and micro components for fabrication of micro systems.
- Apply suitable machining process
- Able to work with miniature models of existing machine tools/robots and other instruments.
- Apply metrology for micro system

**TEXT BOOKS:**

1. Davim, J. Paulo, ed. Microfabrication and Precision Engineering: Research and Development. Woodhead Publishing, 2017
2. Gupta K, editor. Micro and Precision Manufacturing. Springer; 2017

**REFERENCES:**

1. Dornfeld, D., and Lee, D. E., Precision Manufacturing, 2008, Springer.
2. H. Nakazawa, Principles of Precision Engineering, 1994, Oxford University Press.
3. Whitehouse, D. J., Handbook of Surface Metrology, Institute of Physics Publishing, Philadelphia PA, 1994.
4. Murthy.R.L, —Precision Engineering in ManufacturingII, New Age International, New Delhi, 2005

**OMF354 COST MANAGEMENT OF ENGINEERING PROJECTS**

**L T P C  
3 0 0 3**

**COURSE OBJECTIVES:**

- Summarize the costing concepts and their role in decision making
- Infer the project management concepts and their various aspects in selection
- Interpret costing concepts with project execution
- Develop knowledge of costing techniques in service sector and various budgetary control techniques
- Illustrate with quantitative techniques in cost management

**UNIT – I INTRODUCTION TO COSTING CONCEPTS 9**

Objectives of a Costing System; Cost concepts in decision-making; Relevant cost, Differential cost, Incremental cost and Opportunity cost; Creation of a Database for operational control.'

**UNIT – II INTRODUCTION TO PROJECT MANAGEMENT 9**

Project: meaning, Different types, why to manage, cost overruns centres, various stages of project execution: conception to commissioning. Project execution as conglomeration of technical and nontechnical activities, Detailed Engineering activities, Pre project execution main clearances and documents, Project team: Role of each member, Importance Project site: Data required with significance, Project contracts

**UNIT – III PROJECT EXECUTION AND COSTING CONCEPTS 9**

Project execution Project cost control, Bar charts and Network diagram, Project commissioning: mechanical and process, Cost Behavior and Profit Planning Marginal Costing; Distinction between Marginal Costing and Absorption Costing; Break-even Analysis, Cost-Volume-Profit Analysis, Various decision-making problems, Pricing strategies: Pareto Analysis, Target costing, Life Cycle Costing

**UNIT – IV COSTING OF SERVICE SECTOR AND BUDGETERY CONTROL 9**

Just-in-time approach, Material Requirement Planning, Enterprise Resource Planning, Activity Based Cost Management, Bench Marking; Balanced Score Card and Value-Chain Analysis, Budgetary Control: Flexible Budgets; Performance budgets; Zero-based budgets.

**UNIT – V QUANTITATIVE TECHNIQUES FOR COST MANAGEMENT 9**

Linear Programming, PERT/CPM, Transportation problems, Assignment problems, Learning Curve Theory.

**TOTAL: 45 PERIODS**

**COURSE OUTCOMES**

Upon successful completion of the course, students should be able to:

CO1: Understand the costing concepts and their role in decision making.

CO2: Understand the project management concepts and their various aspects in selection.

CO3: Interpret costing concepts with project execution.

CO4: Gain knowledge of costing techniques in service sector and various budgetary control techniques.

CO5: Become familiar with quantitative techniques in cost management.

**TEXT BOOKS:**

1. John M. Nicholas, Herman Steyn Project Management for Engineering, Business and Technology, Taylor & Francis, 2 August 2020, ISBN: 9781000092561.
2. Albert Lester ,Project Management, Planning and Control, Elsevier/Butterworth-Heinemann, 2007, ISBN: 9780750669566, 075066956X.

**REFERENCES:**

1. Ashish K. Bhattacharya, Principles & Practices of Cost Accounting A. H. Wheeler publisher, 1991.
2. Charles T. Horngren and George Foster, Advanced Management Accounting, 1988.
3. Charles T. Horngren et al Cost Accounting a Managerial Emphasis, Prentice Hall of India, New Delhi, 2011.
4. Robert S Kaplan Anthony A. Alkinson, Management & Cost Accounting, 2003.
5. Vohra N.D., Quantitative Techniques in Management, Tata McGraw Hill Book Co. Ltd, 2007.

PROGRESS THROUGH KNOWLEDGE

**AU3002**

**BATTERIES AND MANAGEMENT SYSTEM**

**L T P C**

**3 0 0 3**

**COURSE OBJECTIVES:**

The objective of this course is to make the students to understand the working and characteristics of different types of batteries and their management .

**UNIT I ADVANCED BATTERIES 9**

Li-ion Batteries-different formats, chemistry, safe operating area, efficiency, aging. Characteristics-SOC,DOD, SOH. Balancing-Passive Balancing Vs Active Balancing. Other Batteries-NCM and NCA Batteries. *NCR18650B* specifications.

**UNIT II BATTERY PACK** 9  
Battery Pack- design, sizing, calculations, flow chart, real and simulation Model. Peak power – definition, testing methods-relationships with Power, Temperature and ohmic Internal Resistance. Cloud based and Local Smart charging.

**UNIT III BATTERY MODELLING** 9  
Battery Modelling Methods-Equivalent Circuit Models, Electrochemical Model, Neural Network Model. ECM Comparisons- Rint model, Thevenin model, PNGV model. State space Models- Introduction. Battery Modelling software/simulation frameworks

**UNIT IV BATTERY STATE ESTIMATION** 9  
SOC Estimation- Definition, importance, single cell Vs series batteries SOC. Estimation Methods- Load voltage, Electromotive force, AC impedance, Ah counting, Neural networks, Neuro-fuzzy forecast method, Kalman filter. Estimation Algorithms.

**UNIT V BMS ARCHITECTURE AND REAL TIME COMPONENTS** 9  
Battery Management System- need, operation, classification. BMS ASIC-bq76PL536A-Q1 Battery Monitor IC- CC2662R-Q1 Wireless BMS MCU. Communication Modules- CAN Open-Flex Ray-CANedge1 package. ARBIN Battery Tester. BMS Development with Modeling software and Model-Based Design.

**TOTAL = 45 PERIODS**

**COURSE OUTCOMES:**

At the end of this course, students will be able to

1. Acquire knowledge of different Li-ion Batteries performance.
2. Design a Battery Pack and make related calculations.
3. Demonstrate a Battery Model or Simulation.
4. Estimate State-of-Charges in a Battery Pack.
5. Approach different BMS architectures during real world usage.

**TEXT BOOKS**

1. Jiuchun Jiang and Caiping Zhang, “Fundamentals and applications of Lithium-Ion batteries in Electric Drive Vehicles”, Wiley, 2015.
2. Davide Andrea, “Battery Management Systems for Large Lithium-Ion Battery Packs” ARTECH House, 2010.

**REFERENCE BOOKS**

1. Developing Battery Management Systems with Simulink and Model-Based Design-whitepaper
2. Panasonic *NCR18650B- DataSheet*
3. bq76PL536A-Q1- IC DataSheet
4. CC2662R-Q1- IC DataSheet

PROGRESS THROUGH KNOWLEDGE

**AU3008**

**SENSORS AND ACTUATORS**

**L T P C**  
**3 0 0 3**

**COURSE OBJECTIVES:**

- The objective of this course is to make the students to list common types of sensor and actuators used in automotive vehicles.

**UNIT I INTRODUCTION TO MEASUREMENTS AND SENSORS** 9

Sensors: Functions- Classifications- Main technical requirement and trends Units and standards- Calibration methods- Classification of errors- Error analysis- Limiting error- Probable error- Propagation of error- Odds and uncertainty- principle of transduction-Classification. Static characteristics- mathematical model of transducers- Zero, First and Second order transducers- Dynamic characteristics of first and second order transducers for standard test inputs.

**UNIT II VARIABLE RESISTANCE AND INDUTANCE SENSORS 9**

Principle of operation- Construction details- Characteristics and applications of resistive potentiometer- Strain gauges- Resistive thermometers- Thermistors- Piezoresistive sensors Inductive potentiometer- Variable reluctance transducers:- EI pick up and LVDT

**UNIT III VARIABLE AND OTHER SPECIAL SENSORS 9**

Variable air gap type, variable area type and variable permittivity type- capacitor microphone Piezoelectric, Magnetostrictive, Hall Effect, semiconductor sensor- digital transducers-Humidity Sensor. Rain sensor, climatic condition sensor, solar, light sensor, antiglare sensor.

**UNIT IV AUTOMOTIVE ACTUATORS 9**

Electromechanical actuators- Fluid-mechanical actuators- Electrical machines- Direct-current machines- Three-phase machines- Single-phase alternating-current Machines - Duty-type ratings for electrical machines. Working principles, construction and location of actuators viz. Solenoid, relay, stepper motor etc.

**UNIT V AUTOMATIC TEMPERATURE CONTROL ACTUATORS 9**

Different types of actuators used in automatic temperature control- Fixed and variable displacement temperature control- Semi Automatic- Controller design for Fixed and variable displacement type air conditioning system.

**TOTAL =45 PERIODS**

**COURSE OUTCOMES:**

At the end of the course, the student will be able to

1. List common types of sensor and actuators used in vehicles.
2. Design measuring equipment's for the measurement of pressure force, temperature and flow.
3. Generate new ideas in designing the sensors and actuators for automotive application
4. Understand the operation of the sensors, actuators and electronic control.
5. Design temperature control actuators for vehicles.

**TEXT BOOKS:**

1. Doebelin's Measurement Systems: 7th Edition (SIE), Ernest O. Doebelin Dhanesh N. Manik McGraw Hill Publishers, 2019.
2. Robert Brandy, "Automotive Electronics and Computer System", Prentice Hall, 2001
3. William Kimberley, "Bosch Automotive Handbook", 6th Edition, Robert Bosch GmbH, 2004.
4. Bosch Automotive Electrics and Automotive Electronics Systems and Components, Networking and Hybrid Drive, 5th Edition, 2007, ISBN No: 978-3-658-01783-5.

**REFERENCES:**

1. James D Halderman, "Automotive Electrical and Electronics", Prentice Hall, USA, 2013
2. Tom Denton, "Automotive Electrical and Electronics Systems," Third Edition, 2004, SAE International.
3. Patranabis.D, "Sensors and Transducers", 2nd Edition, Prentice Hall India Ltd, 2003
4. William Ribbens, "Understanding Automotive Electronics -An Engineering Perspective," 7th Edition, Elsevier Butterworth-Heinemann Publishers, 2012.

**OAS353**

**SPACE VEHICLES**

**L T P C**  
**3 0 0 3**

**OBJECTIVES:**

- To interpret the missile space stations, space vs earth environment.
- To explain the life support systems, mission logistics and planning.
- To deploy the skills effectively in the understanding of space vehicle configuration design.
- To explain Engine system and support of space vehicle
- To interpret nose cone configuration of space vehicle

**UNIT I FUNDAMENTAL ASPECTS 9**

Energy and Efficiencies of power plants for space vehicles – Typical Performance Values – Mission design – Structural design aspects during launch - role of launch environment on launch vehicle integrity.

**UNIT II SELECTION OF ROCKET PROPULSION SYSTEMS 9**

Ascent flight mechanics – Launch vehicle selection process – Criteria for Selection for different missions – selection of subsystems – types of staging – Interfaces – selection and criteria for stages and their role in launch vehicle configuration design.

**UNIT III ENGINE SYSTEMS, CONTROLS, AND INTEGRATION 9**

Propellant Budget – Performance of Complete or Multiple Rocket Propulsion Systems – Engine Design – Engine Controls – Engine System Calibration – System Integration and Engine Optimization.

**UNIT IV THRUST VECTOR CONTROL 9**

TVC Mechanisms with a Single Nozzle – TVC with Multiple Thrust Chambers or Nozzles – Testing – Integration with Vehicle – SITVC method – other jet control methods - exhaust plume problems in space environment

**UNIT V NOSE CONE CONFIGURATION 9**

Aerodynamic aspects on the selection of nose shape of a launch vehicle - design factors in the finalization of nose configuration with respect to payload - nose cone thermal protection system - separation of fairings - payload injection mechanism

**TOTAL: 45 PERIODS**

**OUTCOMES:**

On successful completion of this course, the student will be able to

- Explain exotic space propulsion concepts, such as nuclear, solar sail, and antimatter.
- Apply knowledge in selecting the appropriate rocket propulsion systems.
- interpret the air-breathing propulsion suitable for initial stages and fly-back boosters.
- Analyze aerodynamics aspect, including boost-phase lift and drag, hypersonic, and re-entry.
- Adapt from aircraft engineers moving into launch vehicle, spacecraft, and hypersonic vehicle design.

**OIM352**

**MANAGEMENT SCIENCE**

**L T P C  
3 0 0 3**

**COURSE OBJECTIVES:**

Of this course are

1. To introduce fundamental concepts of management and organization to students.
2. To impart knowledge to students on various aspects of marketing, quality control and marketing strategies.
3. To make students familiarize with the concepts of human resources management.
4. To acquaint students with the concepts of project management and cost analysis.
5. To make students familiarize with the concepts of planning process and business strategies.

**UNIT I INTRODUCTION TO MANAGEMENT AND ORGANISATION 9**

Concepts of Management and organization- nature, importance and Functions of Management, Systems Approach to Management - Taylor's Scientific Management Theory- Fayal's Principles of Management- Maslow's theory of Hierarchy of Human Needs- Douglas McGregor's Theory X and Theory Y- Herzberg Two Factor Theory of Motivation- Leadership Styles, Social responsibilities of Management, Designing Organisational Structures: Basic concepts related to Organisation - Departmentation and Decentralisation.

**UNIT II OPERATIONS AND MARKETING MANAGEMENT 9**

Principles and Types of Plant Layout-Methods of Production(Job, batch and Mass Production),Work Study - Basic procedure involved in Method Study and Work Measurement - BusinessProcessReengineering(BPR)- StatisticalQualityControl:controlchartsforVariablesandAttributes (simple Problems) and Acceptance Sampling, Objectives of Inventory control, EOQ,ABC Analysis, Purchase Procedure, Stores Management and Store Records - JIT System,Supply Chain Management, Functions of Marketing, Marketing Mix, and Marketing Strategies based on ProductLifeCycle.

**UNIT III HUMAN RESOURCES MANAGEMENT 9**

Concepts of HRM, HRD and Personnel Management and Industrial Relations (PMIR), HRM vs PMIR, Basic functions of HR Manager:Manpower planning, Recruitment, Selection, TrainingandDevelopment,WageandSalaryAdministration,Promotion,Transfer,PerformanceAppraisal, Grievance Handling and Welfare Administration, Job Evaluation and Merit Rating –Capability Maturity Model (CMM)Levels.

**UNIT IV PROJECT MANAGEMENT 9**

Network Analysis, Programme Evaluation and Review Technique (PERT), Critical Path Method(CPM), identifying critical path, Probability of Completing the project within given time, Project Cost Analysis,Project Crashing (simple problems).

**UNIT V STRATEGIC MANAGEMENT AND CONTEMPORARY STRATEGIC ISSUES 9**

Mission, Goals, Objectives, Policy, Strategy, Programmes, Elements of Corporate Planning Process, Environmental Scanning, Value Chain Analysis, SWOT Analysis, Steps in Strategy Formulation and Implementation, Generic Strategy alternatives. Bench Marking and Balanced Score Cards as Contemporary Business Strategies.

**TOTAL: 45 PERIODS****COURSE OUTCOMES:**

Upon completion of the course, Students will be able to

**CO1:**Plan an organizational structure for a given context in the organisation to carry out production operation through Work-study.

**CO2:**Survey the markets, customers and competition better and price the given products appropriately

**CO3:**Ensure quality for a given product or service.

**CO4:**Plan, schedule and control projects through PERT and CPM.

**CO5:**Evaluate strategy for a business or service organisation.

CO's	PO's												PSO's		
	1	2	3	4	5	6	7	8	9	10	11	12	1	2	3
1	3			3	3	3		3	3	2			2	3	
2	3			2	3	3		2	3	2				2	
3	3			3	2	2		3	2	2					2
4	3			3	3	2		3	2	3					3
5	3			2	3	3		2	3	3			2	1	
<b>AVg.</b>	3			2.6	2.8	2.6		2.6	2.6	2.4			2	2	2.5

**TEXTBOOKS:**

1. Kanishka Bedi, Production and Operations Management, Oxford University Press, 2007.
2. Stoner, Freeman, Gilbert, Management, 6<sup>th</sup> Ed, Pearson Education, New Delhi, 2004.
3. Thomas N. Duening & John M. Ivancevich Management Principles and Guidelines, Biztantra, 2007.
4. P. Vijay Kumar, N. Appa Rao and Ashnab, Chnalill, Cengage Learning India, 2012.

**REFERECES:**

1. Kotler Philip and Keller Kevin Lane: Marketing Management, Pearson, 2012.
2. Koontz and Wehrich: Essentials of Management, McGrawHill, 2012.

3. Lawrence R Jauch, R. Gupta and William F. Glueck: Business Policy and Strategic Management Science, McGraw Hill, 2012.
4. Samuel C. Certo: Modern Management, 2012.

**OIM353**

**PRODUCTION PLANNING AND CONTROL**

**L T P C**  
**3 0 0 3**

**COURSE OBJECTIVES:**

- To understand the concept of production planning and control act work study,
- To apply the concept of product planning,
- To analyze the production scheduling,
- To apply the Inventory Control concepts.
- To prepare the manufacturing requirement Planning (MRP II) and Enterprise Resource Planning (ERP).

**UNIT I INTRODUCTION**

**9**

Objectives and benefits of planning and control-Functions of production control-Types of production- job- batch and continuous-Product development and design-Marketing aspect - Functional aspects- Operational aspect-Durability and dependability aspect aesthetic aspect. Profit consideration- Standardization, Simplification & specialization- Break even analysis-Economics of a new design.

**UNIT II WORK STUDY**

**9**

Method study, basic procedure-Selection-Recording of process - Critical analysis, Development - Implementation - Micro motion and memo motion study – work measurement - Techniques of work measurement - Time study - Production study - Work sampling - Synthesis from standard data - Predetermined motion time standards.

**UNIT III PRODUCT PLANNING AND PROCESS PLANNING**

**9**

Product planning-Extending the original product information-Value analysis-Problems in lack of product planning-Process planning and routing-Pre requisite information needed for process planning- Steps in process planning-Quantity determination in batch production-Machine capacity, balancing- Analysis of process capabilities in a multi product system.

**UNIT IV PRODUCTION SCHEDULING**

**9**

Production Control Systems-Loading and scheduling-Master Scheduling-Scheduling rules-Gantt charts-Perpetual loading-Basic scheduling problems - Line of balance – Flow production scheduling- Batch production scheduling-Product sequencing – Production Control systems-Periodic batch control-Material requirement planning kanban – Dispatching-Progress reporting and expediting- Manufacturing lead time-Techniques for aligning completion times and due dates.

**UNIT V INVENTORY CONTROL AND RECENT TRENDS IN PPC**

**9**

Inventory control-Purpose of holding stock-Effect of demand on inventories-Ordering procedures. Two bin system - Ordering cycle system-Determination of Economic order quantity and economic lot size- ABC analysis - Recorder procedure-Introduction to computer integrated production planning systems- elements of JUST IN TIME SYSTEMS-Fundamentals of MRP II and ERP.

**TOTAL : 45 PERIODS**

**COURSE OUTCOMES:**

Upon completion of this course,

- CO1:The students can able to prepare production planning and control act work study,
- CO2:The students can able to prepare product planning,
- CO3:The students can able to prepare production scheduling,
- CO4:The students can able to prepare Inventory Control.
- CO5:They can plan manufacturing requirements manufacturing requirement Planning (MRP II) and Enterprise Resource Planning (ERP).



**TEXT BOOKS:**

1. James. B. Dilworth, "Operations management – Design, Planning and Control for manufacturing and services" Mcgraw Hill International edition 1992.
2. Martand Telsang, "Industrial Engineering and Production Management", First edition, S. Chand and Company, 2000.

**REFERENCES**

1. Chary. S.N., "Theory and Problems in Production & Operations Management", Tata McGraw Hill, 1995.
2. Elwood S.Buffa, and Rakesh K.Sarin, "Modern Production / Operations Management", 8th Edition John Wiley and Sons, 2000
3. Jain. K.C. & Aggarwal. L.N., "Production Planning Control and Industrial Management", Khanna Publishers, 1990
4. Kanishka Bedi, "Production and Operations management", 2nd Edition, Oxford university press, 2007.
5. Melynck, Denzler, " Operations management – A value driven approach" Irwin Mcgraw hill.
6. Norman Gaither, G. Frazier, "Operations Management" 9th Edition, Thomson learning IE, 2007
7. Samson Eilon, "Elements of Production Planning and Control", Universal Book Corpn.1984
8. Upendra Kachru, " Production and Operations Management – Text and cases" 1st Edition, Excel books 2007

CO's	PO's												PSO's					
	1	2	3	4	5	6	7	8	9	10	11	12	1	2	3			
1	3	3			3		1						1			3		
2	3	2			3												2	
3		2			3												2	
4		2	2															
5	3	3	2														1	
AVg.	3	2.6	2		3		1						1			3	1.8	

OIE353

OPERATIONS MANAGEMENT

L T P C  
3 0 0 3**COURSE OBJECTIVE:**

- Recognize and appreciate the concept of Production and Operations Management in creating and enhancing a firm's competitive advantages.
- Describe the concept and contribution of various constituents of Production and Operations Management (both manufacturing and service).
- Relate the interdependence of the operations function with the other key functional areas of a firm.
- Teach analytical skills and problem-solving tools to the analysis of the operations problems.
- Apply scheduling and Lean Concepts for improving System Performance.

**UNIT I INTRODUCTION TO OPERATIONS MANAGEMENT****9**

Operations Management – Nature, Importance, historical development, transformation processes, differences between services and goods, a system perspective, functions, challenges, current priorities, recent trends; Operations Strategy – Strategic fit , framework; Supply Chain Management

**UNIT II FORECASTING, CAPACITY AND FACILITY DESIGN 9**

Demand Forecasting - Need, Types, COURSE OBJECTIVES and Steps. Overview of Qualitative and Quantitative methods. Capacity Planning - Long range, Types, Developing capacity alternatives. Overview of sales and operations planning. Overview of MRP, MRP II and ERP. Facility Location – Theories, Steps in Selection, Location Models. Facility Layout – Principles, Types, Planning tools and techniques.

**UNIT III DESIGN OF PRODUCT, PROCESS AND WORK SYSTEMS 9**

Product Design – Influencing factors, Approaches, Legal, Ethical and Environmental issues. Process – Planning, Selection, Strategy, Major Decisions. Work Study – COURSE OBJECTIVES, Procedure. Method Study and Motion Study. Work Measurement and Productivity – Measuring Productivity and Methods to improve productivity.

**UNIT IV MATERIALS MANAGEMENT 9**

Materials Management – COURSE OBJECTIVES, Planning, Budgeting and Control. Purchasing – COURSE OBJECTIVES, Functions, Policies, Vendor rating and Value Analysis. Stores Management – Nature, Layout, Classification and Coding. Inventory – COURSE OBJECTIVES, Costs and control techniques. Overview of JIT.

**UNIT V SCHEDULING AND PROJECT MANAGEMENT 9**

Project Management – Scheduling Techniques, PERT, CPM; Scheduling - work centers – nature, importance; Priority rules and techniques, shopfloor control; Flow shop scheduling – Johnson’s Algorithm – Gantt charts; personnel scheduling in services.

**TOTAL: 45 PERIODS**

**COURSE OUTCOMES:**

- CO1:** The students will appreciate the role of Production and Operations management in enabling and enhancing a firm’s competitive advantages in the dynamic business environment.
- CO2:** The students will obtain sufficient knowledge and skills to forecast demand for Production and Service Systems.
- CO3:** The students will be able to Formulate and Assess Aggregate Planning strategies and Material Requirement Plan.
- CO4:** The students will be able to develop analytical skills to calculate capacity requirements and developing capacity alternatives.
- CO5:** The students will be able to apply scheduling and Lean Concepts for improving System Performance.

**CO’s- PO’s & PSO’s MAPPING**

CO's	PO's												PSO's		
	1	2	3	4	5	6	7	8	9	10	11	12	1	2	3
1	3											2			
2		3	3											3	3
3		2	3	3									2	3	
4		3	3	3									2	3	
5			3	2											
<b>AVg.</b>	3	2.6	3	2.6								2	2	3	3

**TEXT BOOKS**

1. Richard B. Chase, Ravi Shankar, F. Robert Jacobs, Nicholas J. Aquilano, Operations and Supply Management, Tata McGraw Hill, 12<sup>th</sup> Edition, 2010.
2. Norman Gaither and Gregory Frazier, Operations Management, South Western Cengage Learning, 2002.

**REFERENCES**

1. William J Stevenson, Operations Management, Tata McGraw Hill, 9<sup>th</sup> Edition, 2009.

2. Russel and Taylor, Operations Management, Wiley, Fifth Edition, 2006.
3. Kanishka Bedi, Production and Operations Management, Oxford University Press, 2004.
4. Chary S. N, Production and Operations Management, Tata McGraw Hill, Third Edition, 2008.
5. Aswathappa K and Shridhara Bhat K, Production and Operations Management, Himalaya Publishing House, Revised Second Edition, 2008.
6. Mahadevan B, Operations Management Theory and practice, Pearson Education, 2007.
7. Pannerselvam R, Production and Operations Management, Prentice Hall India, Second Edition, 2008.

**OSF352**

**INDUSTRIAL HYGIENE**

**L T P C  
3 0 0 3**

**COURSE OBJECTIVES:**

1. Demonstrate an understanding of how occupational hygiene standards are set and used in work health and safety.
2. Compare and contrast the roles of environmental and biological monitoring in work health and safety
3. Outline strategies for identifying, assessing and controlling risks associated with airborne gases, vapours and particulates
4. Discuss how personal protective equipment can be used to reduce risks associated with workplace exposures
5. Provide high-level advice on managing and controlling noise and noise-related hazards

**UNIT I INTRODUCTION AND SCOPE**

**9**

Occupational Health and Environmental Safety Management - Principles practices. Comm on Occupational diseases: Occupational Health Management Services at the work place. Pre-employment, periodic medical examination of workers, medical surveillance for control of occupational diseases and health records.

**UNIT II MONITORING FOR SAFETY, HEALTH & ENVIRONMENT**

**9**

Occupational Health and Environment Safety Management System, ILO and EPA Standards Industrial Hygiene: Definition of Industrial Hygiene, Industrial Hygiene: Control Methods, Substitution, Changing the process, Local Exhaust Ventilation, Isolation, Wet method, Personal hygiene, housekeeping and maintenance, waste disposal, special control measures.

**UNIT III OCCUPATIONAL HEALTH AND ENVIRONMENTAL SAFETY EDUCATION**

**9**

Element of training cycle, Assessment of needs. Techniques of training, design and development of training programs. Training methods and strategies types of training. Evaluation and review of training programs. Occupational Health Hazards, Promoting Safety, Safety and Health training, Stress and Safety, Exposure Limit .

**UNIT IV OCCUPATIONAL SAFETY, HEALTH AND ENVIRONMENT MANAGEMENT**

**9**

Bureau of Indian standards on safety and health 14489 - 1998 and 15001 – 2000, OSHA, Process Safety Management (PSM) as per OSHA, PSM principles, OHSAS – 18001, EPA Standards, Performance measurements to determine effectiveness of PSM. Importance of Industrial safety, role of safety department,

**UNIT-V INDUSTRIAL HAZARDS**

**9**

i. Radiation: Types and effects of radiation on human body, Measurement and detection of radiation intensity. Effects of radiation on human body, Measurement – disposal of radioactive waste, Control of radiation ii. Noise and Vibration: Sources, and its control, Effects of noise on the auditory system and health, Measurement of noise , Different air pollutants in industries, Effect of different gases and particulate matter ,acid fumes ,smoke, fog on human health, Vibration: effects.

**TOTAL PERIODS: 45**

## COURSE OUTCOMES:

Students able to

CO1: Explain and apply human factors engineering concepts in both evaluation of existing systems and design of new systems

CO2: Specify designs that avoid occupation related injuries

CO3: Define and apply the principles of work design, motion economy, and work environment design.

CO4: Identify the basic human sensory, cognitive, and physical capabilities and limitations with respect to human-machine system performance.

CO5: Acknowledge the impact of workplace design and environment on productivity

## TEXT BOOKS:

1. R. K. Jain and Sunil S. Rao , Industrial Safety , Health and Environment Management Systems, Khanna publishers, New Delhi (2006)

2. Slote. L, Handbook of Occupational Safety and Health, John Willey and Sons, New York .

## REFERENCES:

1. Jeanne MagerStellman, Encyclopedia of Occupational Health and Safety (ILO) Ms. Irma Jourdan publication

2. Frank P Lees - Loss of prevention in Process Industries, Vol. 1 and 2,

3. ButterworthHeinemann Ltd., London (1991). 2. Industrial Safety - National Safety Council of India

4. Frank P Lees – Loss of prevention in Process Industries , Vol. 1 and 2, Butterworth- Heinemann Ltd., London

5. R. K. Jain and Sunil S. Rao, Industrial Safety , Health and Environment Management Systems, Khanna publishers, New Delhi (2006).

## CO's- PO's & PSO's MAPPING

CO's	PO's												PSO's		
	1	2	3	4	5	6	7	8	9	10	11	12	1	2	3
1	2		2		2	-	-	-	-	-	2	-	-	-	-
2	-		2		-	-	1	-	-	-	1	-	-	-	-
3	-		-		2	-	-	-	-	-	2	-	-	-	-
4	-		-		-	-	-	-	2	-	3	-	-	-	-
5	-		-		-	-	-	1	-	-	-	-	-	-	-
AVg.	2	-	2	-	-	-	1	1	2	-	2	-	-	-	-

PROGRESS THROUGH KNOWLEDGE

OSF353

CHEMICAL PROCESS SAFETY

L T P C

3 0 0 3

## COURSE OBJECTIVES

- Teach the principles of safety applicable to the design, and operation of chemical process plants.
- Ensure that potential hazards are identified and mitigation measures are in place to prevent unwanted release of energy.
- Learn about the hazardous chemicals into locations that could expose employees and others to serious harm.
- Focuses on preventing incidents and accidents during large scale manufacturing of chemicals and pharmaceuticals.

- Ensure that the general design of the plant is capable of complying with the dose limits in force and with the radioactive releases.

#### **UNIT I SAFETY IN THE STORAGE AND HANDLING OF CHEMICALS AND GASES 9**

Types of storage-general considerations for storage layouts- atmospheric venting, pressure and temperature relief - relief valve sizing calculations - storage and handling of hazardous chemicals and industrial gases, safe disposal methods, reaction with other chemicals, hazards during transportation - pipe line transport - safety in chemical laboratories.

#### **UNIT II CHEMICAL REACTION HAZARDS 9**

Hazardous inorganic and organic reactions and processes, Reactivity as a process hazard, Detonations, Deflagrations, and Runaways, Assessment and Testing strategies, Self - heating hazards of solids, Explosive potential of chemicals, Structural groups and instability of chemicals, Thermochemical screening,

#### **UNIT III SAFETY IN THE DESIGN OF CHEMICAL PROCESS PLANTS 9**

Design principles -Process design development -types of designs, feasibility survey, preliminary design, Flow diagrams, piping and instrumentation diagram, batch versus continuous operation, factors in equipment scale up and design, equipment specifications - reliability and safety in designing - inherent safety - engineered safety - safety during startup and shutdown - non destructive testing methods - pressure and leak testing - emergency safety devices - scrubbers and flares- new concepts in safety design and operation- Pressure vessel testing standards- Inspection techniques for boilers and reaction vessels.

#### **UNIT IV SAFETY IN THE OPERATION OF CHEMICAL PROCESS PLANTS 9**

Properties of chemicals - Material Safety Data Sheets - the various properties and formats used - methods available for property determination. Operational activities and hazards -standards operating procedures - safe operation of pumps, compressors, heaters, column, reactors, pressure vessels, storage vessels, piping systems - effects of pressure, temperature, Flow rate and humidity on operations - corrosion and control measures- condition monitoring - control valves - safety valves - pressure reducing valves, drains, bypass valves, inert gases. Chemical splashes, eye irrigation and automatic showers.

#### **UNIT V SAFETY AND ANALYSIS 9**

Safety vs reliability- quantification of basic events, system safety quantification, Human error analysis, Accident investigation and analysis, OSHAS 18001 and OSHMS.

**TOTAL: 45 PERIODS**

#### **COURSE OUTCOMES:**

##### **Students able to**

**CO1** Differentiate between inherent safety and engineered safety and recognize the importance of safety in the design of chemical process plants.

**CO2** Develop thorough knowledge about safety in the operation of chemical plants.

**CO3** Apply the principles of safety in the storage and handling of gases.

**CO4** Identify the conditions that lead to reaction hazards and adopt measures to prevent them.

**CO5** Develop thorough knowledge about

#### **TEXT BOOK**

- 1 David A Crowl & Joseph F Louvar, "Chemical Process safety", Pearson publication, 3<sup>rd</sup> Edition, 2014
- 2 Maurice Jones .A, "Fire Protection Systems, 2<sup>nd</sup> edition, Jones & Bartlett Publishers, 2015

#### **REFERENCES:**

1. Ralph King and Ron Hirst, "King's safety in the process industries", Arnold, London, 1998.
2. Industrial Environment and its Evolution and Control, NIOSH Publication, 1973.
3. National Safety Council, "Accident prevention manual for industrial operations". Chicago, 1982.

4. Lewis, Richard. J., Sr, "Sax's dangerous properties of materials". (Ninth edition). Van Nostrand Reinhold, New York, 1996.
5. Roy E Sanders, "Chemical Process Safety", 3<sup>rd</sup> Edition, Gulf professional publishing, 2006

#### CO's- PO's & PSO's MAPPING

CO's	PO's												PSO's		
	1	2	3	4	5	6	7	8	9	10	11	12	1	2	3
1	2	3	-	-	-	1	-	-	1	-	-	-	2	-	-
2	-			2	-	-	-	-	1	-		-	-	2	-
3	-	3		1	-	-	-	2	-	-	1	-	-	-	-
4	-	2	-		-	1	-	-	1	-		-	-	-	2
5	-	2	3		-	-	-	1	-	-	1	-	-	-	-
AVg.	2	2.5	3	1.5	-	1	-	1.5	1	-	1		2	2	2

OML352

**ELECTRICAL, ELECTRONIC AND MAGNETIC MATERIALS**

**L T P C**  
**3 0 0 3**

#### COURSE OBJECTIVES:

The main learning objective of this course is to prepare the students for:

1. Understanding the importance of various materials used in electrical, electronics and magnetic applications
2. Acquiring knowledge on the properties of electrical, electronics and magnetic materials.
3. Gaining knowledge on the selection of suitable materials for the given application
4. Knowing the fundamental concepts in Semiconducting materials
5. Getting equipped with the materials used in optical and optoelectronic applications.

#### UNIT- I DIELECTRIC MATERIALS

9

Dielectric as Electric Field Medium, leakage currents, dielectric loss, dielectric strength, breakdown voltage, breakdown in solid dielectrics, flashover, liquid dielectrics, electric conductivity in solid, liquid and gaseous dielectrics, Ferromagnetic materials, properties of ferromagnetic materials in static fields, spontaneous, polarization, curie point, anti-ferromagnetic materials, piezoelectric materials, pyroelectric materials.

#### UNIT – II MAGNETIC MATERIALS

9

Classification of magnetic materials, spontaneous magnetization in ferromagnetic materials, magnetic Anisotropy, Magnetostriction, diamagnetism, magnetically soft and hard materials, special purpose materials, feebly magnetic materials, Ferrites, cast and cermet permanent magnets, ageing of magnets. Factors effecting permeability and Hysteresis

#### UNIT – III SEMICONDUCTOR MATERIALS

9

Properties of semiconductors, Silicon wafers, integration techniques, Large and very large scale Integration techniques. Concept of superconductivity; theories and examples for high temperature superconductivity; discussion on specific superconducting materials; comments on fabrication and engineering applications.

#### UNIT – IV MATERIALS FOR ELECTRICAL APPLICATIONS

9

Materials used for Resistors, rheostats, heaters, transmission line structures, stranded conductors, bimetals fuses, soft and hard solders, electric contact materials, electric carbon materials, thermocouple materials. Solid, Liquid and Gaseous insulating materials, Effect of moisture on insulation.

#### UNIT – V OPTICAL AND OPTOELECTRONIC MATERIALS

9

Principles of photoconductivity - effect of impurities - principles of luminescence-laser principles - He-Ne, injection lasers, LED materials - binary, ternary photoelectronic materials - LCD materials -

photo detectors - applications of optoelectronic materials - optical fibres and materials - electro optic modulators - Kerr effect - Pockels effect.

**TOTAL: 45 PERIODS**

**COURSE OUTCOMES:**

After completion of this course, the students will be able to

1. Understand various types of dielectric materials, their properties in various conditions.
2. Evaluate magnetic materials and their behavior.
3. Evaluate semiconductor materials and technologies.
4. Select suitable materials for electrical engineering applications.
5. Identify right material for optical and optoelectronic applications

**TEXT BOOKS:**

1. Pradeep Fulay, "Electronic, Magnetic and Optical materials", CRC Press, Taylor and Francis, 2nd illustrated edition, 2017.
2. "R K Rajput", "A course in Electrical Engineering Materials", Laxmi Publications, 2009.

**REFERENCE BOOKS:**

1. T K Basak, "A course in Electrical Engineering Materials", New Age Science Publications, 2009
2. TTTI Madras, "Electrical Engineering Materials", McGraw Hill Education, 2004.
3. Adrianus J. Dekker, "Electrical Engineering Materials", PHI Publication, 2006.
4. S. P. Seth, P. V. Gupta "A course in Electrical Engineering Materials", Dhanpat Rai & Sons, 2011.
5. C. Kittel, "Introduction to Solid State Physics", 7th Edition, John Wiley & Sons, Singapore, (2006).

	PO1	PO2	PO3	PO4	PO5	PO6	PO7	PO8	PO9	PO10	PO11	PO12	PSO1	PSO2	PSO3
C01	3	2	2	3								2	2	2	1
C02	3	1	2	2								2	2	2	1
C03	3	2	1	2								2	2	2	1
CO4	3	2	1	2								2	2	2	2
CO5	3	2	2	2								2	2	2	1
Avg	3	1.8	1.6	2.2								2	2	2	1.2

**OML353**

**NANOMATERIALS AND APPLICATIONS**

**L T P C**  
**3 0 0 3**

**COURSE OBJECTIVES:**

The main learning objective of this course is to prepare the students for:

1. Understanding the evolution of nanomaterials in the scientific era and make them to understand different types of nanomaterials for the future engineering applications
2. Gaining knowledge on dimensionality effects on different properties of nanomaterials
3. Getting acquainted with the different processing techniques employed for fabricating nanomaterials
4. Having knowledge on the different characterisation techniques employed to characterise the nanomaterials
5. Acquiring knowledge on different applications of nanomaterials in different disciplines of engineering.

**UNIT I NANOMATERIALS**

**9**

Introduction, Classification: 0D, 1D, 2D, 3D nanomaterials and nano-composites, their mechanical, electrical, optical, magnetic properties; Nanomaterials versus bulk materials.

**UNIT II THERMODYNAMICS & KINETICS OF NANOSTRUCTURED MATERIALS 9**

Size and interface/interphase effects, interfacial thermodynamics, phase diagrams, diffusivity, grain growth, and thermal stability of nanomaterials.

**UNIT III PROCESSING 9**

Bottom-up and top-down approaches for the synthesis of nanomaterials, mechanical alloying, chemical routes, severe plastic deformation, and electrical wire explosion technique.

**UNIT IV STRUCTURAL CHARACTERISTICS 9**

Principles of emerging nanoscale X-ray techniques such as small angle X-ray scattering and X-ray absorption fine structure (XAFS), electron and neutron diffraction techniques and their application to nanomaterials; SPM, Nanoindentation, Grain size, phase formation, texture, stress analysis

**UNIT V APPLICATIONS 9**

Applications of nanoparticles, quantum dots, nanotubes, nanowires, nanocoatings; applications in electronic, electrical and medical industries

**TOTAL: 45 PERIODS****COURSE OUTCOMES:**

After completion of this course, the students will be able to

1. Evaluate nanomaterials and understand the different types of nanomaterials
2. Recognise the effects of dimensionality of materials on the properties
3. Process different nanomaterials and use them in engineering applications
4. Use appropriate techniques for characterising nanomaterials
5. Identify and use different nanomaterials for applications in different engineering fields.

**TEXT BOOKS:**

1. Bhusan, Bharat (Ed), "Springer Handbook of Nanotechnology", 2nd edition, 2007.
2. Carl C. Koch (ed.), NANOSTRUCTURED MATERIALS, Processing, Properties and Potential Applications, NOYES PUBLICATIONS, Norwich, New York, U.S.A.

**REFERENCES:**

1. Poole C.P, and Owens F.J., Introduction to Nanotechnology, John Wiley 2003
2. Nalwa H.S., Encyclopedia of Nanoscience and Nanotechnology, American Scientific Publishers 2004
3. Zehetbauer M.J. and Zhu Y.T., Bulk Nanostructured Materials, Wiley 2008
4. Wang Z.L., Characterization of Nanophase Materials, Wiley 2000
5. Gutkin Y., Ovid'ko I.A. and Gutkin M., Plastic Deformation in Nanocrystalline Materials, Springer 2004

	PO1	PO2	PO3	PO4	PO5	PO6	PO7	PO8	PO9	PO 10	PO 11	PO 12	PSO 1	PSO 2	PSO 3
C01	2	2	2	3								2	1	2	
C02	3	1	2	2								2	2	2	1
C03	3	2	1	2								2	2	2	
CO4	3	1		2								2	2	2	2
CO5	3	2	2	2								2	2	2	1
Avg	2.8	1.6	1.7	2.2								2	1.8	2	1.3



**COURSE OBJECTIVES:**

1. To knowledge on fluid power principles and working of hydraulic pumps
2. To obtain the knowledge in hydraulic actuators and control components
3. To understand the basics in hydraulic circuits and systems
4. To obtain the knowledge in pneumatic and electro pneumatic systems
5. To apply the concepts to solve the trouble shooting

**UNIT – I FLUID POWER PRINCIPLES AND HYDRAULIC PUMPS 9**

Introduction to Fluid power – Advantages and Applications – Fluid power systems – Types of fluids - Properties of fluids and selection – Basics of Hydraulics – Pascal's Law – Principles of flow - Friction loss – Work, Power and Torque Problems, Sources of Hydraulic power : Pumping Theory – Pump Classification – Construction, Working, Design, Advantages, Disadvantages, Performance, Selection criteria of Linear and Rotary – Fixed and Variable displacement pumps – Problems.

**UNIT – II HYDRAULIC ACTUATORS AND CONTROL COMPONENTS 9**

Hydraulic Actuators: Cylinders – Types and construction, Application, Hydraulic cushioning – Hydraulic motors - Control Components : Direction Control, Flow control and pressure control valves – Types, Construction and Operation – Servo and Proportional valves – Applications – Accessories : Reservoirs, Pressure Switches – Applications – Fluid Power ANSI Symbols – Problems.

**UNIT – III HYDRAULIC CIRCUITS AND SYSTEMS 9**

Accumulators, Intensifiers, Industrial hydraulic circuits – Regenerative, Pump Unloading, Double Pump, Pressure Intensifier, Air-over oil, Sequence, Reciprocation, Synchronization, Fail-Safe, Speed Control, Hydrostatic transmission, Electro hydraulic circuits, Mechanical hydraulic servo systems.

**UNIT – IV PNEUMATIC AND ELECTRO PNEUMATIC SYSTEMS 9**

Properties of air – Perfect Gas Laws – Compressor – Filters, Regulator, Lubricator, Muffler, Air control Valves, Quick Exhaust Valves, Pneumatic actuators, Design of Pneumatic circuit – Cascade method – Electro Pneumatic System – Elements – Ladder diagram – Problems, Introduction to fluidics and pneumatic logic circuits

**UNIT – V TROUBLE SHOOTING AND APPLICATIONS 9**

Installation, Selection, Maintenance, Trouble Shooting and Remedies in Hydraulic and Pneumatic systems, Design of hydraulic circuits for Drilling, Planning, Shaping, Surface grinding, Press and Forklift applications. Design of Pneumatic circuits for Pick and Place applications and tool handling in CNC Machine tools – Low cost Automation – Hydraulic and Pneumatic power packs.

**TOTAL: 45 PERIODS****COURSE OUTCOMES**

Upon successful completion of the course, students should be able to:

- CO 1: Analyze the methods in fluid power principles and working of hydraulic pumps  
 CO 2: Recognize the concepts in hydraulic actuators and control components  
 CO 3: Obtain the knowledge in basics of hydraulic circuits and systems  
 CO 4: Know about the basics concept in pneumatic and electro pneumatic systems  
 CO 5: Apply the concepts to solve the trouble shooting hydraulic and pneumatics

Mapping of COs with POs and PSOs																
COs/POs & PSOs	POs												PSOs			
	1	2	3	4	5	6	7	8	9	10	11	12	1	2	3	
CO1	3	2	1		2	2						1	2	2	1	
CO2	3	2	1		2	2						1	2	2	1	
CO3	3	2	1		2	2						1	2	2	1	
CO4	3	2	1		2	2						1	2	2	1	
CO5	3	2	1		2	2						1	2	2	1	

CO/PO & PSO Average	3	2	1		2	2					1	2	2	1
1 – Slight, 2 – Moderate, 3 – Substantial														

### TEXT BOOKS

1. Anthony Esposito, "Fluid Power with Applications", Prentice Hall, 2009.
2. James A. Sullivan, "Fluid Power Theory and Applications", Fourth Edition, Prentice Hall, 1997.

### REFERENCES

1. Shanmugasundaram.K, "Hydraulic and Pneumatic Controls". Chand & Co, 2006.
2. Majumdar, S.R., "Oil Hydraulics Systems – Principles and Maintenance", Tata McG Raw Hill, 2001.
3. Majumdar, S.R., "Pneumatic Systems – Principles and Maintenance", Tata McGRaw Hill, 2007.
4. Dudley, A. Pease and John J Pippenger, "Basic Fluid Power", Prentice Hall, 1987
5. Srinivasan. R, "Hydraulic and Pneumatic Controls", Vijay Nicole Imprints, 2008
6. Joshi.P, Pneumatic Control", Wiley India, 2008.
7. Jagadeesha T, "Pneumatics Concepts, Design and Applications ", Universities Press, 2015.

OMR353

**SENSORS**

**L T P C**

**3 0 0 3**

### COURSE OBJECTIVES:

1. To learn the various types of sensors, transducers, sensor output signal types, calibration techniques, formulation of system equation and its characteristics.
2. To understand basic working principle, construction, Application and characteristics of displacement, speed and ranging sensors.
3. To understand and analyze the working principle, construction, application and characteristics of force, magnetic and heading sensors.
4. To learn and analyze the working principle, construction, application and characteristics of optical, pressure, temperature and other sensors.
5. To familiarize students with different signal conditioning circuits design and data acquisition system.

### UNIT – I      **SENSOR CLASSIFICATION, CHARACTERISTICS AND SIGNAL TYPES      9**

Basics of Measurement – Classification of Errors – Error Analysis – Static and Dynamic Characteristics of Transducers – Performance Measures of Sensors – Classification of Sensors – Sensor Calibration Techniques – Sensor Outputs - Signal Types - Analog and Digital Signals, PWM and PPM.

### UNIT – II      **DISPLACEMENT, PROXIMITY AND RANGING SENSORS      9**

Displacement Sensors – Brush Encoders - Potentiometers, Resolver, Encoders – Optical, Magnetic, Inductive, Capacitive, LVDT – RVDT – Synchro – Microsyn, Accelerometer – Range Sensors - Ultrasonic Ranging - Reflective Beacons - Laser Range Sensor (LIDAR) – GPS - RF Beacons.

### UNIT – III      **FORCE, MAGNETIC AND HEADING SENSORS      9**

Strain Gage – Types, Working, Advantage, Limitation, and Applications: Load Measurement – Force and Torque Measurement - Magnetic Sensors – Types, Principle, Advantage, Limitation, and Applications - Magneto Resistive – Hall Effect, Eddy Current Sensor - Heading Sensors – Compass, Gyroscope and Inclinometers.

**UNIT – IV OPTICAL, PRESSURE, TEMPERATURE AND OTHER SENSORS 9**

Photo Conductive Cell, Photo Voltaic, Photo Resistive, LDR – Fiber Optic Sensors – Pressure – Diaphragm – Bellows - Piezoelectric - Piezo-resistive - Acoustic, Temperature – IC, Thermistor, RTD, Thermocouple – Non Contact Sensor - Chemical Sensors - MEMS Sensors - Smart Sensors.

**UNIT – V SIGNAL CONDITIONING 9**

Need for Signal Conditioning – Resistive, Inductive and Capacitive Bridges for Measurement - DC and AC Signal Conditioning - Voltage, Current, Power and Instrumentation Amplifiers – Filter and Isolation Circuits – Fundamentals of Data Acquisition System

**TOTAL: 45 PERIODS****COURSE OUTCOMES**

Upon successful completion of the course, students should be able to:

CO1: Understand various sensor effects, sensor characteristics, signal types, calibration methods and obtain transfer function and empirical relation of sensors. They can also analyze the sensor response.

CO2: Analyze and select suitable sensor for displacement, proximity and range measurement.

CO3: Analyze and select suitable sensor for force, magnetic field, speed, position and direction measurement.

CO4: Analyze and Select suitable sensor for light detection, pressure and temperature measurement and also familiar with other miniaturized smart sensors.

CO5: Select and design suitable signal conditioning circuit with proper compensation and linearizing element based on sensor output signal.

Mapping of COs with POs and PSOs															
COs/POs & PSOs	POs												PSOs		
	1	2	3	4	5	6	7	8	9	10	11	12	1	2	3
CO1	3	3	2								1	2	3	2	1
CO2	3	3	2	1	1	1					1	2	3	2	1
CO3	3	3	2	1	1	1					1	2	3	2	1
CO4	3	3	2	1	1	1					1	2	3	2	1
CO5	3	3	2	1	1	1					1	2	3	2	1
CO/PO & PSO Average	3	3	2	0.8	0.8	0.8					0.8	2	3	2	1
1 – Slight, 2 – Moderate, 3 – Substantial															

**TEXT BOOKS**

1. Bolton W., "Mechatronics", Pearson Education, 6th Edition, 2015.
2. Ramesh S Gaonkar, "Microprocessor Architecture, Programming, and Applications with the 8085", Penram International Publishing Private Limited, 6th Edition, 2013.

**REFERENCES**

1. Bradley D.A., Dawson D., Buru N.C. and Loader A.J., "Mechatronics", Chapman and Hall, 1993.
2. Davis G. Alciatore and Michael B. Hstand, "Introduction to Mechatronics and Measurement systems", McGraw Hill Education, 2011.
3. Devadas Shetty and Richard A. Kolk, "Mechatronics Systems Design", Cengage Learning, 2010.
4. Nitaigour Premchand Mahalik, "Mechatronics Principles, Concepts and Applications", McGraw Hill Education, 2015.
5. Smaili. A and Mrad. F, "Mechatronics Integrated Technologies for Intelligent Machines", Oxford University Press, 2007.

**COURSE OBJECTIVES**

1. To introduce mobile robotic technology and its types in detail.
2. To learn the kinematics of wheeled and legged robot.
3. To familiarize the intelligence into the mobile robots using various sensors.
4. To acquaint the localization strategies and mapping technique for mobile robot.
5. To aware the collaborative mobile robotics in task planning, navigation and intelligence.

**UNIT – I INTRODUCTION TO MOBILE ROBOTICS 9**

Introduction – Locomotion of the Robots – Key Issues on Locomotion – Legged Mobile Robots – Configurations and Stability – Wheeled Mobile Robots – Design Space and Mobility Issues – Unmanned Aerial and Underwater Vehicles

**UNIT – II KINEMATICS 9**

Kinematic Models – Representation of Robot – Forward Kinematics – Wheel and Robot Constraints – Degree of Mobility and Steerability – **Manoeuvrability** – Workspace – Degrees of Freedom – Path and Trajectory Considerations – Motion Controls - Holonomic Robots

**UNIT – III PERCEPTION 9**

Sensor for Mobile Robots – Classification and Performance Characterization – Wheel/Motor Sensors – Heading Sensors - Ground-Based Beacons - Active Ranging - Motion/Speed Sensors – Camera - Visual Appearance based Feature Extraction.

**UNIT – IV LOCALIZATION 9**

Localization Based Navigation Versus Programmed Solutions - Map Representation - Continuous Representations - Decomposition Strategies - Probabilistic Map-Based Localization - Landmark-Based Navigation - Globally Unique Localization - Positioning Beacon Systems - Route-Based Localization - Autonomous Map Building - Simultaneous Localization and Mapping (SLAM).

**UNIT – V PLANNING, NAVIGATION AND COLLABORATIVE ROBOTS 9**

Introduction - Competences for Navigation: Planning and Reacting - Path Planning - Obstacle Avoidance - Navigation Architectures - Control Localization - Techniques for Decomposition - Case Studies – Collaborative Robots – Swarm Robots.

**TOTAL: 45 PERIODS****COURSE OUTCOMES:**

Upon completion of this course, the students will be able to:

**CO1:** Evaluate the appropriate mobile robots for the desired application.

**CO2:** Create the kinematics for given wheeled and legged robot.

**CO3:** Analyse the sensors for the intelligence of mobile robotics.

**CO4:** Create the localization strategies and mapping technique for mobile robot.

**CO5:** Create the collaborative mobile robotics for planning, navigation and intelligence for desired applications.

**TEXTBOOK**

1. Roland Siegwart and IllahR.Nourbakish, "Introduction to Autonomous Mobile Robots" MIT Press, Cambridge, 2004.

**REFERENCES:**

1. Dragomir N. Nenchev, Atsushi Konno, TeppeiTsujiita, "Humanoid Robots: Modelling and Control", Butterworth-Heinemann, 2018
2. MohantaJagadish Chandra, "Introduction to Mobile Robots Navigation", LAP Lambert Academic Publishing, 2015.



**TEXT BOOKS:**

1. GP. Ghose, "Basic Ship propulsion",2015
2. E.A. Stokoe "Reeds Ship construction for marine engineers", Vol. 5,2010
3. E.A. Stokoe, "Reeds Naval architecture for the marine engineers",4<sup>th</sup> Edition,2009

**REFERENCES BOOKS:**

1. DJ Eyers and GJ Bruse, "Ship Construction", 7<sup>th</sup> Edition, 2006.
2. KJ Rawson and EC Tupper, "Basic Ship theory I" Vol. 1,5<sup>th</sup> Edition,2001.

**MAPPING OF COS AND POS:**

CO	PO												PSO			
	PO1	PO2	PO3	PO4	PO5	PO6	PO7	PO8	PO9	PO10	PO11	PO12	PSO1	PSO2	PSO3	PSO4
1	1	1	1	1	1						1	1		1		1
2	1	1	1											1		1
3	1			1	1				1	1	1		1	1		1
4	1		1	1										1		1
5	1		1	1										1		1
Avg	5/5=1	2/2=1	4/4=1	4/4=1	2/2=1				1/1=1	1/1=1	2/2=1	1/1=1	1/1=1	5/5=1		5/5=1

**OMV351****MARINE MERCHANT VESSELS****LT P C  
3 0 0 3****OBJECTIVES:**

At the end of the course, students are expected to acquire

1. Knowledge on basics of Hydrostatics
2. Familiarization on types of merchant ships
3. Knowledge on Shipbuilding Materials
4. Knowledge on marine propeller and rudder
5. Awareness on governing bodies in shipping industry

**UNIT I INTRODUCTION TO HYDROSTATICS****9**

Archimedes Principle- Laws of floatation– Meta centre – stability of floating and submerged bodies- Density, relative density - Displacement –Pressure –centre of pressure.

**UNIT II TYPES OF SHIP****10**

General cargo ship - Refrigerated cargo ships - Container ships - Roll-on Roll-off ships – Oil tankers- Bulk carriers - Liquefied Natural Gas carriers - Liquefied Petroleum Gas carriers - Chemical tankers - Passenger ships

**UNIT III SHIPBUILDING MATERIALS****9**

Types of Steels used in Shipbuilding - High tensile steels, Corrosion resistant steels, Steel sandwich panels, Steel castings, Steel forgings - Other shipbuilding materials, Aluminium alloys, Aluminium alloy sandwich panels, Fire protection especially for Aluminium Alloys, Fiber Reinforced Composites

**UNIT IV MARINE PROPELLER AND RUDDER****8**

Types of rudder, construction of Rudder-Types of Propeller, Propeller material-Cavitations and its effects on propeller

**UNIT V GOVERNING BODIES FOR SHIPPING INDUSTRY****9**

Role of IMO (International Maritime Organization), SOLAS (International Convention for the Safety of Life at Sea), MARPOL (International Convention for the Prevention of Pollution from

Ships), MLC (Maritime Labour Convention), STCW 2010 (International Convention on Standards of Training, Certification and Watch keeping for Seafarers), Classification societies Administration authorities

**TOTAL: 45 PERIODS**

**OUTCOMES:**

Upon completion of this course, students would

1. Acquire Knowledge on floatation of ships
2. Acquire Knowledge on features of various ships
3. Acquire Knowledge of Shipbuilding Materials
4. Acquire Knowledge to identify the different types of marine propeller and rudder
5. Understand the Roles and responsibilities of governing bodies

**TEXT BOOKS:**

1. D.J.Eyres, "Ship Constructions", Seventh Edition, Butter Worth Heinemann Publishing, USA, 2015
2. Dr.DA Taylor, "Merchant Ship Naval Architecture" I. Mar EST publications, 2006
3. EA Stokoe, E.A, "Naval Architecture for Marine Engineers", Vol.4, Reeds Publications, 2000

**REFERENCES:**

1. Kemp & Young "Ship Construction Sketches & Notes", Butter Worth Heinemann Publishing, USA, 2011
2. MARPOL Consolidated Edition, Bhandakar Publications, 2018
3. SOLAS Consolidated Edition, Bhandakar Publications, 2016

**OMV352**

**ELEMENTS OF MARINE ENGINEERING**

**L T P C**

**3 0 0 3**

**OBJECTIVES:**

**At the end of the course, students are expected to**

1. Understand the role of Marine machinery systems
2. Be familiar with Marine propulsion machinery system
3. Acquaint with Marine Auxiliary machinery system
4. Have acquired basics of Marine Auxiliary boiler system
5. Be aware of ship propellers and steering system

**UNIT I ELEMENTARY KNOWLEDGE ON MARINE MACHINERY SYSTEMS**

**9**

Marine Engineering Terminologies, Parts of Ship, Introduction to Machinery systems on board ships – Propulsion Machinery system, Electricity Generator system, Steering gear system, Air compressors & Air reservoirs, Fuel oil and Lubricating Oil Purifiers, Marine Boiler systems

**UNIT II MARINE PROPULSION MACHINERY SYSTEM**

**9**

Two stroke Large Marine slow speed Diesel Engine – General Construction, Basic knowledge of Air starting and reversing mechanism, Cylinder lubrication oil system, Main lubricating oil system and cooling water system

**UNIT III MARINE AUXILIARY MACHINERY SYSTEM**

**9**

Four stroke medium speed Diesel engine – General Construction, Inline, V-type arrangement of engine, Difference between slow speed and medium speed engines – advantages, limitations and applications

**UNIT IV MARINE BOILER SYSTEM****9**

Types of Boiler – Difference between Water tube boiler and Fire tube boiler, Need for boiler on board ships, Uses of steam, Advantages of using steam as working medium, Boiler mountings and accessories – importance of mountings, need for accessories

**UNIT V SHIP PROPELLERS AND STEERING MECHANISM****9**

Importance of Propellor and Steering gear, Types of propellers - Fixed pitch propellers, Controllable pitch propellers, Water jet propellers, Steering gear systems - 2-Ram and 4 Ram steering gear, Electric steering gear

**TOTAL: 45 PERIODS****OUTCOMES:**

**At the end of the course, students should able to,**

1. Distinguish the role of various marine machinery systems
2. Relate the components of marine propulsion machinery system
3. Explain the importance of marine auxiliary machinery system
4. Acquire knowledge of marine boiler system
5. Understand the importance of ship propellers and steering system

**TEXT BOOKS:**

1. Taylor, "Introduction to Marine engineering", Revised Second Edition, Butterworth Heinemann, London, 2011
2. J.K.Dhar, "Basic Marine Engineering", Tenth Edition, G-Maritime Publications, Mumbai, 2011
3. K.Ramaraj, "Text book on Marine Engineering", Eswar Press, Chennai, 2018

**REFERENCES:**

1. Alan L.Rowen, "Introduction to Practical Marine Engineering, Volume 1&2, The Institute of Marine Engineers (India), Mumbai, 2006
2. A.S.Tambwekar, "Naval Architecture and Ship Construction", The Institute of Marine Engineers (India), Mumbai, 2015

**CRA332****DRONE TECHNOLOGIES**

L	T	P	C
3	0	0	3

**COURSE OBJECTIVES:**

1. To understand the basics of drone concepts
2. To learn and understand the fundamentals of design, fabrication and programming of drone
3. To impart the knowledge of an flying and operation of drone
4. To know about the various applications of drone
5. To understand the safety risks and guidelines of fly safely

**UNIT – I INTRODUCTION TO DRONE TECHNOLOGY****9**

Drone Concept - Vocabulary Terminology- History of drone - Types of current generation of drones based on their method of propulsion- Drone technology impact on the businesses- Drone business through entrepreneurship- Opportunities/applications for entrepreneurship and employability

**UNIT – II DRONE DESIGN, FABRICATION AND PROGRAMMING****9**

Classifications of the UAV -Overview of the main drone parts- Technical characteristics of the parts -Function of the component parts -Assembling a drone- The energy sources- Level of



autonomy- Drones configurations -The methods of programming drone- Download program - Install program on computer- Running Programs- Multi rotor stabilization- Flight modes -Wi-Fi connection.

**UNIT – III DRONE FLYING AND OPERATION 9**

Concept of operation for drone -Flight modes- Operate a small drone in a controlled environment- Drone controls Flight operations –management tool –Sensors-Onboard storage capacity -Removable storage devices- Linked mobile devices and applications

**UNIT – IV DRONE COMMERCIAL APPLICATIONS 9**

Choosing a drone based on the application -Drones in the insurance sector- Drones in delivering mail, parcels and other cargo- Drones in agriculture- Drones in inspection of transmission lines and power distribution -Drones in filming and panoramic picturing

**UNIT – V FUTURE DRONES AND SAFETY 9**

The safety risks- Guidelines to fly safely -Specific aviation regulation and standardization- Drone license- Miniaturization of drones- Increasing autonomy of drones -The use of drones in swarms

**TOTAL: 45 PERIODS**

**COURSE OUTCOMES**

Upon successful completion of the course, students should be able to:

CO1: Know about a various type of drone technology, drone fabrication and programming.

CO2: Execute the suitable operating procedures for functioning a drone

CO3: Select appropriate sensors and actuators for Drones

CO4: Develop a drone mechanism for specific applications

CO5: Create the programs for various drones

**CO-PO MAPPING:**

Mapping of COs with POs and PSOs															
COs/Pos&P SOs	POs												PSOs		
	1	2	3	4	5	6	7	8	9	10	11	12	1	2	3
CO1	1	2	3	1	3	2						1	2	1	3
CO2	1	2	3	1	3	2						1	2	1	3
CO3	1	2	3	1	3	2						1	2	1	3
CO4	1	2	3	1	3	2						1	2	1	3
CO5	1	2	3	1	3	2						1	2	1	3
CO/PO & PSO Average	1	2	3	1	3	2						1	2	1	3
1 – Slight, 2 – Moderate, 3 – Substantial															

**TEXT BOOKS**

1. Daniel Tal and John Altschuld, “Drone Technology in Architecture, Engineering and Construction: A Strategic Guide to Unmanned Aerial Vehicle Operation and Implementation”, 2021 John Wiley & Sons, Inc.
2. Terry Kilby and Belinda Kilby, “Make: Getting Started with Drones”, Maker Media, Inc, 2016

**REFERENCES**

1. John Baichtal, “Building Your Own Drones: A Beginners' Guide to Drones, UAVs, and ROVs”, Que Publishing, 2016
2. Završnik, “Drones and Unmanned Aerial Systems: Legal and Social Implications for Security and Surveillance”, Springer, 2018.

**OBJECTIVES:**

- To impart the knowledge on basic components, data preparation and implementation of Geographical Information System.

**UNIT I FUNDAMENTALS OF GIS****9**

Introduction to GIS - Basic spatial concepts - Coordinate Systems - GIS and Information Systems – Definitions – History of GIS - Components of a GIS – Hardware, Software, Data, People, Methods – Proprietary and open source Software - Types of data – Spatial, Attribute data- types of attributes – scales/ levels of measurements.

**UNIT II SPATIAL DATA MODELS****9**

Database Structures – Relational, Object Oriented – Entities – ER diagram - data models - conceptual, logical and physical models - spatial data models – Raster Data Structures – Raster Data Compression - Vector Data Structures - Raster vs Vector Models- TIN and GRID data models.

**UNIT III DATA INPUT AND TOPOLOGY****9**

Scanner - Raster Data Input – Raster Data File Formats – Georeferencing – Vector Data Input – Digitizer – Datum Projection and reprojection -Coordinate Transformation – Topology - Adjacency, connectivity and containment – Topological Consistency – Non topological file formats - Attribute Data linking – Linking External Databases – GPS Data Integration

**UNIT IV DATA QUALITY AND STANDARDS****9**

Data quality - Basic aspects - completeness, logical consistency, positional accuracy, temporal accuracy, thematic accuracy and lineage – Metadata – GIS Standards –Interoperability - OGC - Spatial Data Infrastructure

**UNIT V DATA MANAGEMENT AND OUTPUT****9**

Import/Export – Data Management functions- Raster to Vector and Vector to Raster Conversion - Data Output - Map Compilation – Chart/Graphs – Multimedia – Enterprise Vs. Desktop GIS- distributed GIS.

**TOTAL:45 PERIODS****COURSE OUTCOMES:**

- On completion of the course, the student is expected to
- CO1** Have basic idea about the fundamentals of GIS.
- CO2** Understand the types of data models.
- CO3** Get knowledge about data input and topology
- CO4** Gain knowledge on data quality and standards
- CO5** Understand data management functions and data output

**TEXTBOOKS:**

- Kang - Tsung Chang, Introduction to Geographic Information Systems, McGraw Hill Publishing, 2nd Edition, 2011.
- Ian Heywood, Sarah Cornelius, Steve Carver, Srinivasa Raju, "An Introduction Geographical Information Systems, Pearson Education, 2nd Edition,2007.

**REFERENCES:**

- Lo. C. P., Albert K.W. Yeung, Concepts and Techniques of Geographic Information Systems, Prentice-Hall India Publishers, 2006

**CO – PO – PSO MAPPING: GEOGRAPHIC INFORMATION SYSTEM**

PO	Graduate Attribute	Course Outcome					Average
		CO1	CO2	CO3	CO4	CO5	
PO1	Engineering Knowledge	3	3	3	3	3	3
PO2	Problem Analysis				3	3	3
PO3	Design/Development of Solutions			3	3	3	3
PO4	Conduct Investigations of Complex Problems			3	3	3	3
PO5	Modern Tool Usage		3		3	3	3
PO6	The Engineer and Society						
PO 7	Environment and Sustainability						
PO 8	Ethics						
PO 9	Individual and Team Work						
PO 10	Communication						
PO 11	Project Management and Finance						
PO 12	Life-long Learning						
PSO 1	Knowledge of Geoinformatics discipline	3	3	3	3	3	3
PSO 2	Critical analysis of Geoinformatics Engineering problems and innovations	3	3	3	3	3	3
PSO 3	Conceptualization and evaluation of Design solutions	3	3	3	3	3	3

**OAI352**

**AGRICULTURE ENTREPRENEURSHIP DEVELOPMENT**

**L T P C**

**3 0 0 3**

**OBJECTIVES**

- To introduce the importance of Agri-business management, its characteristics and principles
- To impart knowledge on the functional areas of Agri-business like Marketing management, Product pricing methods and Market potential assessment.

**UNIT I ENTREPRENEURIAL ENVIRONMENT IN INDIAN CONTEXT**

**9**

Entrepreneur Development(ED): Concept of entrepreneur and entrepreneurship assessing overall business environment in Indian economy- Entrepreneurial and managerial characteristics- Entrepreneurship development programmes (EDP)-Generation incubation and commercialization of ideas and innovations- Motivation and entrepreneurship development- Globalization and the emerging business entrepreneurial environment.

**UNIT II AGRIBUSINESS IN GLOBAL ARENA: LEGAL PERSPECTIVE**

**9**

Importance of agribusiness in Indian economy - International trade-WTO agreements- Provisions related to agreements in agricultural and food commodities - Agreements on Agriculture (AOA)- Domestic supply, market access, export subsidies agreements on sanitary and phyto-sanitary (SPS) measures, Trade related intellectual property rights (TRIPS).

**UNIT III ENTREPRENEURSHIP MANAGEMENT: FINANCIAL PERSPECTIVE**

**9**

Entrepreneurship - Essence of managerial Knowledge -Management functions- Planning-organizing-Directing-Motivation-ordering-leading-supervision- communication and control-Understanding Financial Aspects of Business - Importance of financial statements-liquidity ratios-leverage ratios, coverage ratios-turnover ratios-Profitability ratios. Agro-based industries-Project-Project cycle-Project appraisal and evaluation techniques-undiscounted measures-Payback period-proceeds per rupee of outlay, Discounted measures-Net Present Value (NPV)-Benefit-Cost Ratio(BCR)-Internal Rate of Return(IRR)-Net benefit investment ratio(N/K ratio)-sensitivity analysis.

**UNIT IV ENTREPRENEURIAL OPPORTUNITIES: ECONOMIC GROWTH PERSPECTIVE**

**9**

Managing an enterprise: Importance of planning, budgeting, monitoring evaluation and follow-up managing competition. Role of ED in economic development of a country- Overview of Indian social, political system and their implications for decision making by individual entrepreneurs- Economic system and its implication for decision making by individual entrepreneurs.

**UNIT V ENTREPRENEURIAL PROMOTION MEASURES AND GOVERNMENT SUPPORT**

**9**

Social responsibility of business. Morals and ethics in enterprise management- SWOT analysis- Government schemes and incentives for promotions of entrepreneurship. Government policy on small and medium enterprises (SMEs)/SSIs/MSME sectors- Venture capital (VC), contract framing (CF) and Joint Venture (JV), public-private partnerships (PPP) - overview of agricultural engineering industry, characteristics of Indian farm machinery industry.

**TOTAL: 45 PERIODS**

**COURSE OUTCOMES**

1. Judge about agricultural finance, banking and cooperation
2. Evaluate basic concepts, principles and functions of financial management
3. Improve the skills on basic banking and insurance schemes available to customers
4. Analyze various financial data for efficient farm management
5. Identify the financial institutions

**TEXT BOOKS**

1. Joseph L. Massie, 1995, "Essentials of Management", prentice Hall of India Pvt limited, New Delhi
2. Khanka S, 1999, Entrepreneurial Development, S, Chand and Co, New Delhi
3. Mohanty S K, 2007, Fundamentals of Entrepreneurship, Prentice Hall India, New Delhi.

**REFERENCES**

1. Harih S B, Conner U J and Schwab G D, 1981, Management of the Farm Business, Prentice Hall Inc, New Jersey
2. Omri Ralins, N.1980, Introduction to Agricultural: Prentice Hall Inc, New Jersey
3. Gittenger Price, 1989, Economic Analysis of Agricultural project, John Hopkins University, Press, London.
4. Thomas W Zimmer and Norman M Scarborough, 1996, Entrepreneurship, Prentice Hall, New Jersey.
5. Mar J Dollinger, 1999, Entrepreneurship strategies and resources, Prentice –Hall, Upper Saddal Rover, New Jersey.

**CO-PO MAPPING**

PO/PSO		CO1	CO2	CO3	CO4	CO5	Overall correlation of COs with POs
PO1	Engineering Knowledge	1	2	1	1	1	2
PO2	Problem Analysis	2	1	1	1	2	1
PO3	Design/ Development of Solutions	1	1	1	2	1	2
PO4	Conduct Investigations of Complex Problems	1	1	2	1	1	1
PO5	Modern Tool Usage	2	1	1	1	1	2
PO6	The Engineer and Society	1	2	1	2	1	1
PO7	Environment and sustainability	1	1	2	1	1	1
PO8	Ethics	1	2	1	1	1	1
PO9	Individual and team work:	1	1	1	2	1	1
PO10	Communication	1	1	1	1	2	1

PO11	Project management and finance	1	1	2	1	1	1
PO12	Life-long learning:	1	2	1	1	1	2
PSO1	To make expertise in design and engineering problem solving approach in agriculture with proper knowledge and skill	1	2	1	1	1	1
PSO2	To enhance students ability to formulate solutions to real-world problems pertaining to sustained agricultural productivity using modern technologies.	1	1	2	1	1	1
PSO3	To inculcate entrepreneurial skills through strong Industry-Institution linkage.	1	2	1	1	2	1

**OEN352**

**BIODIVERSITY CONSERVATION**

**L T P C**

**3 0 0 3**

**OBJECTIVE:**

The identification of different aspects of biological diversity and conservation techniques.

**UNIT I INTRODUCTION**

**9**

Concept of Species, Variation; Introduction to Major Plant Groups; Evolutionary relationships between Plant Groups; Nomenclature and History of plant taxonomy; Systems of Classification and their Application; Study of Plant Groups; Study of Identification Characters; Study of important families of Angiosperms; Plant Diversity Application.

**UNIT II INTRODUCTION TO ANIMAL DIVERSITY AND TAXONOMY**

**9**

Principles and Rules of Taxonomy; ICZN Rules, Animal Study Techniques; Concepts of Taxon, Categories, Holotype, Paratype, Topotype etc; Classification of Animal kingdom, Invertebrates, Vertebrates, Evolutionary relationships between Animal Groups.

**UNIT III MICROBIAL DIVERSITY**

**9**

Microbes and Earth History, Magnitude, Occurrence and Distribution. Concept of Species, Criteria for Classification, Outline Classification of Microorganisms (Bacteria, Viruses and Protozoa); Criteria for Classification and Identification of Fungi; Chemical and Biochemical Methods of Microbial Diversity Analysis

**UNIT IV MEGA DIVERSITY**

**9**

Biodiversity Hot-spots, Floristic and Faunal Regions in India and World; IUCN Red List; Factors affecting Diversity, Impact of Exotic Species and Human Disturbance on Diversity, Dispersal, Diversity-Stability Relationship; Socio- economic Issues of Biodiversity; Sustainable Utilization of Bioresources; National Movements and International Convention/Treaties on Biodiversity.

**UNIT V CONSERVATIONS OF BIODIVERSITY**

**9**

In-Situ Conservation- National parks, Wildlife sanctuaries, Biosphere reserves; Ex-situ conservation- Gene bank, Cryopreservation, Tissue culture bank; Long term captive breeding, Botanical gardens, Animal Translocation, Zoological Gardens; Concept of Keystone Species, Endangered Species, Threatened Species, Rare Species, Extinct Species

**TEXT BOOKS:**

1. A textbook of Botany: Angiosperms- Taxonomy, Anatomy, Economic Botany & Embryology. S. Chand, Limited, Pandey, B. P. January 2001
2. Principles of Systematic Zoology, Mcgraw-Hill College, Ashlock, P.D., Latest Edition.
3. Microbiology, MacGraw Hill Companies Inc, Prescott, L.M., Harley, J.P., and Klein D.A. (2022).
4. Microbiology, Pearson Publisher, Gerard J. Tortora, Berdell R. Funke, Christine L. Case, 13<sup>th</sup> Edition 2019

**REFERENCES:**

1. Ecological Census Technique: A Handbook, Cambridge University Press, Sutherland, W.
2. Encyclopedia of Biodiversity, Academic Press, Simonson Asher Levin.

**OUTCOMES**

Upon successful completion of this course, students will:

CO1: An insight into the structure and function of diversity for ecosystem stability.

CO2: Understand the concept of animal diversity and taxonomy

CO3: Understand socio-economic issues pertaining to biodiversity

CO4: An understanding of biodiversity in community resource management.

CO5: Student can apply fundamental knowledge of biodiversity conservation to solve problems associated with infrastructure development.

**CO's- PO's & PSO's MAPPING**

CO's	PO's												PSO's		
	1	2	3	4	5	6	7	8	9	10	11	12	1	2	3
1		2						2		2			2	2	
2		2		2	2	2							3	2	
3				2		2							3	2	3
4	3	2			2			2	2	2	2		3	2	3
5		2	3	2			1					1		2	
Avg.	3	2	3	2	2	2	1	2	2	2	2	1	3	2	3

1.low, 2-medium, 3-high, '-'- no correlation

**Note: The average value of this course to be used for program articulation matrix.**

**OEE353**

**INTRODUCTION TO CONTROL SYSTEMS**

**L T P C  
3 0 0 3**

**OBJECTIVES**

- To impart knowledge on various representations of systems.
- To familiarize time response analysis of LTI systems and steady state error.
- To analyze the frequency responses and stability of the systems
- To analyze the stability of linear systems in frequency domain and time domain
- To develop linear models mainly state variable model and transfer function model

**UNIT I MATHEMATICAL MODELS OF PHYSICAL SYSTEMS**

**9**

Definition & classification of system – terminology & structure of feedback control theory – Analogous systems - Physical system representation by Differential equations – Block diagram reduction–Signal flow graphs.

**UNIT II TIME RESPONSE ANALYSIS & ROOTLOCUS TECHNIQUE**

**9**

Standard test signals – Steady state error & error constants – Time Response of I and II order system–Root locus–Rules for sketching root loci.

**UNIT III FREQUENCY RESPONSE ANALYSIS 9**

Correlation between Time & Frequency response – Polar plots – Bode Plots – Determination of Transfer Function from Bode plot.

**UNIT IV STABILITY CONCEPTS & ANALYSIS 9**

Concept of stability – Necessary condition – RH criterion – Relative stability – Nyquist stability criterion – Stability from Bode plot – Relative stability from Nyquist & Bode – Closed loop frequency response.

**UNITV STATE VARIABLE ANALYSIS 9**

Concept of state – State Variable & State Model – State models for linear & continuous time systems–Solution of state & output equation–controllability & observability.

**TOTAL : 45 PERIODS****OUTCOMES:**

Ability to

CO1: Design the basic mathematical model of physical System.

CO2: Analyze the time response analysis and techniques.

CO3: Analyze the transfer function from different plots.

CO4: Apply the stability concept in various criterion.

CO5: Assess the state models for linear and continuous Systems.

**TEXTBOOKS**

1. Farid Golnarghi , Benjamin C. Kuo, Automatic Control Systems Paper back McGraw Hill Education, 2018.
2. Katsuhiko Ogata, 'Modern Control Engineering', Pearson, 5<sup>th</sup> Edition2015.
3. J. Nagrath and M. Gopal, Control Systems Engineering (Multi Colour Edition), New Age International, 2018.

**REFERENCES**

1. Richard C. Dorf and Robert H. Bishop, Modern Control Systems, Pearson Education, 2010.
2. Control System Dynamics" by Robert Clark, Cambridge University Press, 1996 USA.
3. John J. D'Azzo, Constantine H. Houpis and Stuart N. Sheldon, Linear Control System AnalysisandDesign, 5<sup>th</sup> Edition, CRC PRESS, 2003.
4. S. Palani, Control System Engineering, McGraw-Hill Education Private Limited, 2009.
5. Yaduvir Singh and S.Janardhanan, Modern Control, Cengage Learning, First Impression2010.

	PO1	PO2	PO3	PO4	PO5	PO6	PO7	PO8	PO9	PO10	PO11	PO12	PSO1	PSO2	PSO3
CO1	3	3	3	2	2							2	3	3	3
CO2	3	3	2	3	1								3	3	3
CO3	3	3	3	2	2								3	3	3
CO4	3	3	3	2	2							2	3	3	3
CO5	3	3	3	1	1							1	3	3	3
													3	3	3

**OEI354 INTRODUCTION TO INDUSTRIAL AUTOMATION SYSTEMS****LT P C  
3 0 03****COURSE OBJECTIVES:**

1. To educate on design of signal conditioning circuits for various applications.
2. To Introduce signal transmission techniques and their design.
3. Study of components used in data acquisition systems interface techniques
4. To educate on the components used in distributed control systems

5. To introduce the communication buses used in automation industries.

**UNIT I INTRODUCTION 9**

Automation overview, Requirement of automation systems, Architecture of Industrial Automation system, Introduction of PLC and supervisory control and data acquisition (SCADA). Industrial bus systems : Modbus & Profibus

**UNIT II AUTOMATION COMPONENTS 9**

Sensors for temperature, pressure, force, displacement, speed, flow, level, humidity and pH measurement. Actuators, process control valves, power electronics devices DIAC, TRIAC, power MOSFET and IGBT. Introduction of DC and AC servo drives for motion control.

**UNIT III COMPUTER AIDED MEASUREMENT AND CONTROL SYSTEMS 9**

Role of computers in measurement and control, Elements of computer aided measurement and control, man-machine interface, computer aided process control hardware, process related interfaces, Communication and networking, Industrial communication systems, Data transfer techniques, Computer aided process control software, Computer based data acquisition system, Internet of things (IoT) for plant automation.

**UNIT IV PROGRAMMABLE LOGIC CONTROLLERS 9**

Programmable controllers, Programmable logic controllers, Analog digital input and output modules, PLC programming, Ladder diagram, Sequential flow chart, PLC Communication and networking, PLC selection, PLC Installation, Advantage of using PLC for Industrial automation, Application of PLC to process control industries.

**UNIT V DISTRIBUTED CONTROL SYSTEM 9**

Overview of DCS, DCS software configuration, DCS communication, DCS Supervisory Computer Tasks, DCS integration with PLC and Computers, Features of DCS, Advantages of DCS.

**TOTAL: 45 PERIODS**

**SKILL DEVELOPMENT ACTIVITIES (Group Seminar/Mini Project/Assignment/Content**

**Preparation / Quiz/ Surprise Test / Solving GATE questions/ etc) 5**

1. Market survey of the recent PLCs and comparison of their features.
2. Summarize the PLC standards
3. Familiarization of any one programming language (Ladder diagram/ Sequential Function Chart/ Function Block Diagram/ Equivalent open source software)
4. Market survey of Industrial Data Networks.

**COURSE OUTCOMES:**

**Students able to**

- CO1** Design a signal conditioning circuits for various application (L3).  
**CO2** Acquire a detail knowledge on data acquisition system interface and DCS system (L2).  
**CO3** Understand the basics and Importance of communication buses in applied automation Engineering (L2).  
**CO4** Ability to design PLC Programmes by Applying Timer/Counter and Arithmetic and Logic Instructions Studied for Ladder Logic and Function Block.(L3)  
**CO5** Able to develop a PLC logic for a specific application on real world problem. (L5)

**TEXT BOOKS:**

1. S.K.Singh, "Industrial Instrumentation", Tata Mcgraw Hill, 2nd edition companies,2003.
2. C D Johnson, "Process Control Instrumentation Technology", Prentice Hall India,8th Edition, 2006.
3. E.A.Parr, Newnes ,NewDelhi,"Industrial Control Handbook",3rd Edition, 2000.

**REFERENCES:**

1. John W. Webb and Ronald A. Reis, "Programmable Logic Controllers: Principles and Applications", 5th Edition, Prentice Hall Inc., New Jersey, 2003.



2. Frank D. Petruzella, "Programmable Logic Controllers", 5th Edition, McGraw- Hill, New York, 2016.
3. Krishna Kant, "Computer - Based Industrial Control", 2nd Edition, Prentice Hall, New Delhi, 2011.
4. Gary Dunning, Thomson Delmar, "Programmable Logic Controller", CeneageLearning, 3 rd Edition, 2005.

**List of Open Source Software/ Learning website:**

1. <https://archive.nptel.ac.in/courses/108/105/108105062/>
2. <https://nptel.ac.in/courses/108105063>
3. <https://www.electrical4u.com/industrial-automation/>
4. <https://realpars.com/what-is-industrial-automation/>
5. <https://automationforum.co/what-is-industrial-automation-2/>

**CO's- PO's & PSO's MAPPING**

CO's	PO's												PSO's		
	1	2	3	4	5	6	7	8	9	10	11	12	1	2	3
CO1	3	2	2	2	1	1	-	1	-	1	-	1	1	-	1
CO2	3	1	1	-	1	-	-	1	-	1	-	-	1	-	1
CO3	3	-	1	-	1	-	-	1	-	1	-	-	1	-	1
CO4	3	3	3	3	1			1		1			1		1
CO5	3	3	3	3	1	1		1		1			1		1
AVg.	3	2.25	2	2.6	1	1	-	1	-	1	-	-	1	-	1

OFD354

**FUNDAMENTALS OF FOOD ENGINEERING**

**L T P C  
3 0 0 3**

**OBJECTIVES**

The course aims to

- acquaint and equip the students with different techniques of measurement of engineering properties.
- make the students understand the nature of food constituents in the design of processing equipment

**UNIT I**

**9**

Engineering properties of food materials: physical, thermal, aerodynamic, mechanical, optical and electromagnetic properties.

**UNIT II**

**9**

Drying and dehydration: Basic drying theory, heat and mass transfer in drying, drying rate curves, calculation of drying times, dryer efficiencies; classification and selection of dryers; tray, vacuum, osmotic, fluidized bed, pneumatic, rotary, tunnel, trough, bin, belt, microwave, IR, heat pump and freeze dryers; dryers for liquid: Drum or roller dryer, spray dryer and foammat dryers

**UNIT III**

**9**

Size reduction: Benefits, classification, determination and designation of the fineness of ground material, sieve/screen analysis, principle and mechanisms of comminution of food, Rittinger's, Kick's and Bond's equations, work index, energy utilization; Size reduction equipment: Principal types, crushers (jaw crushers, gyratory, smooth roll), hammer mills and impactors, attrition mills, buhr mill, tumbling mills, tumbling mills, ultra fine grinders, fluid jet pulverizer, colloid mill, cutting machines (slicing, dicing, shredding, pulping)

**UNIT IV**

**9**

Mixing: theory of solids mixing, criteria of mixer effectiveness and mixing indices, rate of mixing, theory of liquid mixing, power requirement for liquids mixing; Mixing equipment: Mixers for lo.w- or

medium-viscosity liquids (paddle agitators, impeller agitators, powder-liquid contacting devices, other mixers), mixers for high viscosity liquids and pastes, mixers for dry powders and particulate solids.

## **UNIT V**

**9**

Mechanical Separations: Theory, centrifugation, liquid-liquid centrifugation, liquid-solid centrifugation, clarifiers, desludging and decanting machine, Filtration: Theory of filtration, rate of filtration, pressure drop during filtration, applications, constant-rate filtration and constant-pressure filtration, derivation of equation; Filtration equipment; plate and frame filter press, rotary filters, centrifugal filters and air filters, filter aids, Membrane separation: General considerations, materials for membrane construction, ultra-filtration, microfiltration, concentration, polarization, processing variables, membrane fouling, applications of ultra-filtration in food processing, reverse osmosis, mode of operation, and applications; Membrane separation methods, demineralization by electro-dialysis, gel filtration, ion exchange, per-evaporation and osmotic dehydration.

**TOTAL: 45 PERIODS**

### **COURSE OUTCOMES:**

At the end of the course the students will be able to

CO1 understand the importance of food polymers

CO2 understand the effect of various methods of processing on the structure and texture of food materials

CO3 understand the interaction of food constituents with respect to thermal, electrical properties to develop new technologies for processing and preservation.

### **TEXTBOOKS:**

1. R.L. Earle. 2004. Unit Operations in Food Processing. The New Zealand Institute of Food Science & Technology, Nz. Warren L. McCabe, Julian Smith, Peter Harriott. 2004.
2. Unit Operations of Chemical Engineering, 7th Ed. McGraw-Hill, Inc., NY, USA. Christie John Geankoplis. 2003.
3. Transport Processes and Separation Process Principles (Includes Unit Operations), 4th Ed. Prentice-Hall, NY, USA.
4. George D. Saravacos and Athanasios E. Kostaropoulos. 2002. Handbook of Food Processing Equipment. Springer Science+Business Media, New York, USA.
5. J. F. Richardson, J. H. Harker and J. R. Backhurst. 2002. Coulson & Richardson's Chemical Engineering, Vol. 2, Particle Technology and Separation Processes, 5th Ed.

**OFD355**

**FOOD SAFETY AND QUALITY REGULATIONS**

**L T P C  
3 0 0 3**

### **OBJECTIVES:**

- To characterize different type of food hazards, physical, chemical and biological in the industry and food service establishments
- To help become skilled in systems for food safety surveillance
- To be aware of the regulatory and statutory bodies in India and the world
- To ensure processed food meets global standards

## **UNIT I**

**10**

Introduction to food safety and security: Hygienic design of food plants and equipments, Food Contaminants (Microbial, Chemical, Physical), Food Adulteration (Common adulterants), Food Additives (functional role, safety issues), Food Packaging & labeling. Sanitation in warehousing, storage, shipping, receiving, containers and packaging materials. Control of rats, rodents, mice, birds, insects and microbes. Cleaning and Disinfection, ISO 22000 – Importance and Implementation

**UNIT II** **8**  
Food quality: Various Quality attributes of food, Instrumental, chemical and microbial Quality control. Sensory evaluation of food and statistical analysis. Water quality and other utilities.

**UNIT III** **9**  
Critical Quality control point in different stages of production including raw materials and processing materials. Food Quality and Quality control including the HACCP system. Food inspection and Food Law, Risk assessment – microbial risk assessment, dose response and exposure response modelling, risk management, implementation of food surveillance system to monitor food safety, risk communication

**UNIT IV** **9**  
Indian and global regulations: FAO in India, Technical Cooperation programmes, Bio-security in Food and Agriculture, World Health Organization (WHO), World Animal Health Organization (OIE), International Plant Protection Convention (IPPC)

**UNIT V** **9**  
Codex Alimentarius Commission - Codex India – Role of Codex Contact point, National Codex contact point (NCCP), National Codex Committee of India – ToR, Functions, Shadow Committees etc.

**TOTAL: 45 PERIODS**

**COURSE OUTCOMES:**

CO1 Thorough Knowledge of food hazards, physical, chemical and biological in the industry and food service establishments

CO2 Awareness on regulatory and statutory bodies in India and the world

**REFERENCES:**

1. Handbook of food toxicology by S. S. Deshpande, 2002
2. The food safety information handbook by Cynthia A. Robert, 2009
3. Nutritional and safety aspects of food processing by Tannenbaum SR, Marcel Dekker Inc., New York 1979
4. Microbiological safety of Food by Hobbs BC, 1973
5. Food Safety Handbook by Ronald H. Schmidt, Gary E. Rodrick, A John Wiley & Sons Publication, 2003

**OPY353**

**NUTRACEUTICALS**

**L T P C**  
**3 0 0 3**

**OBJECTIVES:**

- To understand the basic concepts of Nutraceuticals and functional food, their chemical nature and methods of extraction.
- To understand the role of Nutraceuticals and functional food in health and disease.

**UNIT I INTRODUCTION AND SIGNIFICANCE** **6**  
Introduction to Nutraceuticals and functional foods; importance, history, definition, classification, list of functional foods and their benefits, Phytochemicals, zoochemicals and microbes in food, plants, animals and microbes.

**UNIT II PHYTOCHEMICALS AS NUTRACEUTICALS** **11**  
Phytoestrogens in plants; isoflavones; flavonols, polyphenols, tannins, saponins, lignans, lycopene, chitin, caratenoids. Manufacturing practice of selected nutraceuticals such as lycopene, isoflavonoids, glucosamine, phytosterols. Formulation of functional foods containing nutraceuticals - stability, analytical and labelling issues.

**UNIT III ASSESSMENT OF ANTIOXIDANT ACTIVITY 11**

In vitro and in vivo methods for the assessment of antioxidant activity, Comparison of different *in vitro* methods to evaluate the antioxidant, antioxidant mechanism, Prediction of the antioxidant activity of natural phenolics from electrotopological state indices, Optimising phytochemical release by process technology; Variation of Antioxidant Activity during technological treatments, new food grade peptidases from plant sources.

**UNIT IV ROLE IN HEALTH AND DISEASE 11**

The health benefit of - Soy protein, Spirulina, Tea, Olive oil, plant sterols, Broccoli, omega3 fatty acid and eicosanoids. Nutraceuticals and Functional foods in Gastrointestinal disorder, Cancer, CVD, Diabetic Mellitus, HIV and Dental disease; Importance and function of probiotic, prebiotic and synbiotic and their applications, Functional foods and immune competence; role and use in obesity and nervous system disorders.

**UNIT V SAFETY ISSUES 6**

Health Claims, Adverse effects and toxicity of nutraceuticals, regulations and safety issues International and national.

**TOTAL: 45 PERIODS**

**TEXT BOOKS:**

1. Bisset, Normal Grainger and Max Wich H "Herbal Drugs and Phytopharmaceuticals", 2nd Edition, CRC, 2001.
2. Handbook of Nutraceuticals and Functional Foods: Robert Wildman, CRC, Publications. 2006
3. WEBB, PP, Dietary Supplements and Functional Foods Blackwell Publishing Ltd (United Kingdom), 2006
4. Ikan, Raphael "Natural Products: A Laboratory Guide", 2nd Edition, Academic Press / Elsevier, 2005.

**REFERENCES:**

1. Asian Functional Foods (Nutraceutical Science and Technology) by John Shi (Editor), Fereidoon Shahidi (Editor), Chi-Tang Ho (Editor), CRC Publications, Taylor & Francis, 2007
2. Functional Foods and Nutraceuticals in Cancer Prevention by Ronald Ross Watson (Author), Blackwell Publishing, 2007
3. Marketing Nutrition: Soy, Functional Foods, Biotechnology, and Obesity by Brian Wansink.
4. Functional foods: Concept to Product: Edited by G R Gibson and C M Williams, Wood head Publ., 2000
5. Hanson, James R. "Natural Products: The Secondary Metabolites", Royal Society of Chemistry, 2003.

**COURSE OUTCOME - NUTRACEUTICALS**

<b>CO 1</b>	acquire knowledge about the Nutraceuticals and functional foods, their classification and benefits.
<b>CO 2</b>	acquire knowledge of phytochemicals, zoochemicals and microbes in food, plants, animals and microbes
<b>CO 3</b>	attain the knowledge of the manufacturing practices of selected nutraceutical components and formulation considerations of functional foods.
<b>CO 4</b>	distinguish the various <i>In vitro</i> and <i>In vivo</i> assessment of Antioxidant activity of compounds from plant sources.
<b>CO 5</b>	gain information about the health benefits of various functional foods and nutraceuticals in the prevention and treatment of various lifestyle diseases.
<b>CO 6</b>	Attain the knowledge of the regulatory and safety issues of nutraceuticals at national and international level.

CO – PO MAPPING												
NUTRACEUTICALS												
Course outcome	PO1	PO2	PO 3	PO 4	PO 5	PO6	PO 7	PO8	PO 9	PO10	PO11	PO12
CO 1	3											1
CO 2	3											1
CO 3	3					2						
CO 4	3											
CO 5	3					2						1
CO 6	3							2				1

OTT354

**BASICS OF DYEING AND PRINTING**

**L T P C**  
**3 0 0 3**

**OBJECTIVE:**

- To enable the students to learn about the basics of Pretreatment, dyeing, printing and machinery in textile processing.

**UNIT I INTRODUCTION**

**9**

Impurities present in different fibres, Inspection of grey goods and lot preparation. Shearing,

**UNIT II PRE TREATMENT**

**9**

Desizing-Objective of Desizing- types of Desizing- Objective of Scouring- Mechanism of Scouring- Degumming of Silk, Scouring of wool - Bio Scouring. Bleaching -Objective of Bleaching: Bleaching mechanism of Hydrogen Peroxide, Hypo chlorites. Objective of Mercerizing - Physical and Chemical changes of Mercerizing.

**UNIT III DYEING**

**9**

Dye - Affinity, Substantively, Reactivity, Exhaustion and Fixation. Classification of dyes. Direct dyes: General properties, principles and method of application on cellulosic materials. Reactive dyes – principles and method of application on cellulosic materials hot brand, cold brand.

**UNIT IV PRINTING**

**9**

Definition of printing – Difference between printing and dyeing- Classification thickeners – Requirements to be good thickener, printing paste Preparation - different styles of printing.

**UNIT V MACHINERIES**

**9**

Fabric Processing - winch, jigger and soft flow machines. Beam dyeing machines: Printing -flat bed screen - Rotary screen. Thermo transfer printing machinery. Garment dyeing machines.

**TOTAL: 45 PERIODS**

**OUTCOMES:**

Upon completion of the course, the students will be able to Understand the

CO1: Basics of grey fabric

CO2: Basics of pre treatment

CO3: Concept of Dyeing

CO4: Concept of Printing

CO5: Machinery in processing industry

**TEXT BOOKS:**

1. Trotman, E.R., Textile Scouring and Bleaching, Charless Griffins, Com. Ltd., London 1990.
2. Shenai V.A. "Technology of Textile Processing Vol. IV" 1998, Sevak Publications, Mumbai.

**REFERENCES:**

1. Trotman E. R., "Dyeing and Chemical Technology of Textile Fibres", Charles Griffin & Co. Ltd., U.K., 1984, ISBN : 0 85264 165 6.
2. Dr. N N Mahapatra., "Textile dyeing", Wood head publishing India, 2018
3. Mathews Kolanjikombil., "Dyeing of Textile substrates III –Fibres, Yarns and Knitted fabrics", Wood head publishing India , 2021
4. Bleaching & Mercerizing – BTRA Silver Jubilee Monograph series
5. Chakraborty, J.N, "Fundamentals and Practices in colouration of Textiles", Wood head Publishing India, 2009, ISBN-13:978-81-908001-4-3.

**Course Articulation Matrix:**

Course Outcomes	Statement	Program Outcome														
		PO 1	PO 2	PO 3	PO 4	PO 5	PO 6	PO 7	PO 8	PO 9	PO 10	PO 11	PO 12	PS O1	PS O2	PS O3
<b>CO1</b>	Classification of fibres and production of natural fibres	-	-	-	-	-	-	-	2	1	-	1	1	-	1	-
<b>CO2</b>	Regenerated and synthetic fibres	-	-	-	-	-	-	-	2	1	-	1	1	-	1	-
<b>CO3</b>	Yarn spinning	-	-	-	-	-	-	-	2	1	-	1	1	-	1	-
<b>CO4</b>	Weaving	-	-	-	-	-	-	-	2	1	-	1	1	-	1	-
<b>CO5</b>	Knitting and nonwoven	-	-	-	-	-	-	-	2	1	-	1	1	-	1	-
<b>Overall CO</b>		-	-	-	-	-	-	-	2	1	-	1	1	-	1	-

1, 2 and 3 are correlation levels with weightings as Slight (Low), Moderate (Medium) and Substantial (High) respectively

**FT3201****FIBRE SCIENCE****L T P C  
3 0 0 3****COURSE OBJECTIVES**

- To enable the students to learn about the types of fibre and its properties

**UNIT I INTRODUCTION TO TEXTILE FIBRES****9**

Definition of various forms of textile fibres - staple fibre, filament, bicomponent fibres. Classification of Natural and Man-made fibres, essential and desirable properties of Fibres. Production and

cultivation of Natural Fibers: Cotton, Silk, Wool -Physical and chemical structure of the above fibres.

**UNIT II REGENERATED FIBRES 9**  
Production Sequence of Regenerated Cellulosic fibres: Viscose Rayon, Acetate rayon – High wet modulus fibres: Modal and Lyocel ,Tencel

**UNIT III SYNTHETIC FIBRES 9**  
Production Sequence of Synthetic Fibers: polymer-Polyester, Nylon, Acrylic and polypropylene. Mineral fibres: fibre glass ,carbon .Introduction to spin finishes and texturization

**UNIT IV SPECIALITY FIBRES 9**  
Properties and end uses of high tenacity and high modulus fibres, high temperature and flame retardant fibres, Chemical resistant fibres

**UNIT V FUNCTIONAL SPECIALITY FIBRES 9**  
**Properties and end uses :** Fibres for medical application – Biodegradable fibres based on PLA ,Super absorbent fibres elastomeric fibres, ultra-fine fibres, electrospun nano fibres, metallic fibres – Gold and Silver coated.

**TOTAL : 45 PERIODS**

#### **COURSE OUTCOMES**

Upon completion of this course, the student would be able to

- Understand the process sequence of various fibres
- Understand the properties of various fibres

#### **TEXT BOOKS:**

1. Morton W. E., and Hearle J. W. S., “Physical Properties of Textile Fibres”, The Textile Institute, Washington D.C., 2008, ISBN 978-1-84569-220-95
2. Meredith R., and Hearle J. W. S., “Physical Methods of Investigation of Textiles”, Wiley Publication, New York, 1989, ISBN: B00JCV6ZWU | ISBN-13:
3. Mukhopadhyay S. K., “Advances in Fibre Science”, The Textile Institute,1992, ISBN: 1870812379

#### **REFERENCES:**

1. Meredith R., “Mechanical Properties of Textile Fibres”, North Holland, Amsterdam, 1986, ISBN: 1114790699, ISBN-13: 9781114790698
2. Hearle J. W. S., Lomas B., and Cooke W. D., “Atlas of Fibre Fracture and Damage to Textiles”, The Textile Institute, 2<sup>nd</sup> Edition, 1998, ISBN: 1855733196.
3. Raheel M. (ed.), “Modern Textile Characterization Methods”, Marcel Dekker, 1995, ISBN:0824794737
4. Mukhopadhyay. S. K., “The Structure and Properties of Typical Melt Spun Fibres”, Textile Progress, Vol. 18, No. 4, Textile Institute, 1989, ISBN: 1870812115
5. Hearle J.W.S., “Polymers and Their Properties: Fundamentals of Structures and Mechanics Vol 1”, Ellis Horwood, England, 1982, ISBN: 047027302X | ISBN-13: 9780470273029 36

**OTT355 GARMENT MANUFACTURING TECHNOLOGY**

**L T P C  
3 0 0 3**

#### **OBJECTIVE:**

- To enable the students to understand the basics of pattern making, cutting and sewing.
- To expose the students to various problems & remedies during garment manufacturing





**UNIT I INTRODUCTION****8**

Units of energy, conversion factors, general classification of energy, world energy resources and energy consumption, Indian energy resources and energy consumption, energy crisis, energy alternatives, Renewable and non-renewable energy sources and their availability. Prospects of Renewable energy sources

**UNIT II CONVENTIONAL ENERGY****8**

Conventional energy resources, Thermal, hydel and nuclear reactors, thermal, hydel and nuclear power plants, efficiency, merits and demerits of the above power plants, combustion processes, fluidized bed combustion.

**UNIT III NON-CONVENTIONAL ENERGY****10**

Solar energy, solar thermal systems, flat plate collectors, focusing collectors, solar water heating, solar cooling, solar distillation, solar refrigeration, solar dryers, solar pond, solar thermal power generation, solar energy application in India, energy plantations. Wind energy, types of windmills, types of wind rotors, Darrieus rotor and Savonius rotor, wind electric power generation, wind power in India, economics of wind farm, ocean wave energy conversion, ocean thermal energy conversion, tidal energy conversion, geothermal energy.

**UNIT IV BIOMASS ENERGY****10**

Biomass energy resources, thermo-chemical and biochemical methods of biomass conversion, combustion, gasification, pyrolysis, biogas production, ethanol, fuel cells, alkaline fuel cell, phosphoric acid fuel cell, molten carbonate fuel cell, solid oxide fuel cell, solid polymer electrolyte fuel cell, magneto hydrodynamic power generation, energy storage routes like thermal energy storage, chemical, mechanical storage and electrical storage.

**UNIT V ENERGY CONSERVATION****9**

Energy conservation in chemical process plants, energy audit, energy saving in heat exchangers, distillation columns, dryers, ovens and furnaces and boilers, steam economy in chemical plants, energy conservation.

**TOTAL : 45 PERIODS****OUTCOMES:**

On completion of the course, the students will be able to

CO1: Students will be able to describe the fundamentals and main characteristics of renewable energy sources and their differences compared to fossil fuels.

CO2: Students will excel as professionals in the various fields of energy engineering

CO3: Compare different renewable energy technologies and choose the most appropriate based on local conditions.

CO4: Explain the technological basis for harnessing renewable energy sources.

CO5: Identify and critically evaluate current developments and emerging trends within the field of renewable energy technologies and to develop in-depth technical understanding of energy problems at an advanced level.

**TEXT BOOKS**

1. Rao, S. and Parulekar, B.B., Energy Technology, Khanna Publishers, 2005.
2. Rai, G.D., Non-conventional Energy Sources, Khanna Publishers, New Delhi, 1984.
3. Bansal, N.K., Kleeman, M. and Meliss, M., Renewable Energy Sources and Conversion Technology, Tata McGraw Hill, 1990.
4. Nagpal, G.R., Power Plant Engineering, Khanna Publishers, 2008.

**REFERENCES**

1. Nejat Vezirog, Alternate Energy Sources, IT, McGraw Hill, New York.
2. El. Wakil, Power Plant Technology, Tata McGraw Hill, New York, 2002.
3. Sukhatme. S.P., Solar Energy - Thermal Collection and Storage, Tata McGraw hill, New Delhi, 1981.

## Course articulation matrix

Course Outcomes	Program Outcomes															
	Statements	PO 1	PO 2	PO 3	PO 4	PO 5	PO 6	PO 7	PO 8	PO 9	PO 10	PO 11	PO 12	PS 01	PS 02	PS 03
CO1	Students will be able to describe the fundamentals and main characteristics of renewable energy sources and their differences compared to fossil fuels.	2	3	2	3	3	-	-	-	1	1	-	3	1	1	3
CO2	Students will excel as professionals in the various fields of energy engineering	2	3	1	3	3	-	-	-	1	1	-	3	2	1	3
CO3	Compare different renewable energy technologies and choose the most appropriate based on local conditions.	2	2	2	3	3	1	1	-	1	1	-	3	2	1	3
CO4	Explain the technological basis for harnessing renewable energy sources.	2	2	1	3	3	1	1	1	1	-	1	3	1	1	3
CO5	Identify and critically evaluate current developments and emerging trends within the field of renewable energy technologies and to develop in-depth technical understanding of energy problems at an advanced level	2	2	1	3	3	1	1	1	1	-	1	3	2	1	3
OVERALL CO		2	2	1	3	3	2	2	1	1	1	1	3	2	1	3

1, 2 and 3 are correlation levels with weightings as Slight (Low), Moderate (Medium) and Substantial (High) respectively

**OCH354**

**SURFACE SCIENCE**

**L T P C**  
**3 0 0 3**

**OBJECTIVE:**

- To enable the students to analyze properties of a surfaces and correlate them to structure, chemistry, and physics and surface modification technique.

**UNIT I SURFACE STRUCTURE AND EXPERIMENTAL PROBES**

**9**

Relevance of surface science to Chemical and Electrochemical Engineering, Heterogeneous Catalysis and Nanoscience; Surface structure and reconstructions, adsorbate structure, Band and Vibrational structure, Importance of UHV techniques, Electronic probes and molecular beams, Scanning probes and diffraction, Qualitative introduction to electronic and vibrational spectroscopy

**UNIT II ADSORPTION, DYNAMICS, THERMODYNAMICS AND KINETICS AT SURFACES**

**9**

Interactions at the surface, Physisorption, Chemisorption, Diffusion, dynamics and reactions of atoms/molecules on surfaces, Generic reaction mechanism on surfaces, Adsorption isotherms, Kinetics of adsorption, Use of temperature desorption methods

**UNIT III LIQUID INTERFACES 9**

Structure and Thermodynamics of liquid-solid interface, Self-assembled monolayers, Electrified interfaces, Charge transfer at the liquid-solid interfaces, Photoelectrochemical processes, Gratzel cells

**UNIT IV HETEROGENEOUS CATALYSIS 9**

Characterization of heterogeneous catalytic processes, Microscopic kinetics to catalysis, Overview of important heterogeneous catalytic processes: Haber-Bosch, Fischer-Tropsch and Automotive catalysis, Role of promoters and poisons, Bimetallic surfaces, surface functionalization and clusters in catalysis, Role of Sabatier principle in catalyst design, Rate oscillations and spatiotemporal pattern formation

**UNIT V EPITAXIAL GROWTH AND NANO SURFACE-STRUCTURES 9**

Origin of surface forces, Role of stress and strain in epitaxial growth, Energetic and growth modes, Nucleation theory, Nonequilibrium growth modes, MBE, CVD and ablation techniques, Catalytic growth of nanotubes, Etching of surfaces, Formation of nanopillars and nanorods and its application in photoelectrochemical processes, Polymer surfaces and biointerfaces.

**TOTAL: 45 PERIODS**

**OUTCOME:**

- Upon completion of this course, the students can understand, predict and design surface properties based on surface structure. Students would understand the physics and chemistry behind surface phenomena

**TEXT BOOK:**

1. K. W. Kolasinski, "Surface Science: Foundations of catalysis and nanoscience" II Edition, John Wiley & Sons, New York, 2008.

**REFERENCE:**

1. Gabor A. Somorjai and Yimin Li "Introduction to Surface Chemistry and catalysis", II Edition John Wiley & Sons, New York, 2010.

**OPT352 PLASTIC MATERIALS FOR ENGINEERS LT P C  
3 0 0 3**

**COURSE OBJECTIVES**

- Understand the advantages, disadvantages and general classification of plastic materials
- To know the manufacturing, sources, and applications of engineering thermoplastics
- Understand the basics as well as the advanced applications of various plastic materials in the industry
- To understand the preparation methods of thermosetting materials
- Select suitable specialty plastics for different end applications

**UNIT I INTRODUCTION TO PLASTIC MATERIALS 9**

Introduction to Plastics – Brief history of plastics, advantages and disadvantages, thermoplastic and thermosetting behavior, amorphous polymers, crystalline polymers and cross-linked structures. General purpose thermoplastics/ Commodity plastics: manufacture, structure, properties and applications of polyethylene (PE), cross-linked PE, chlorinated PE, polypropylene, polyvinyl chloride-compounding, formulation, polypropylene (PP)

**UNIT II ENGINEERING THERMOPLASTICS AND APPLICATIONS 9**

Engineering thermoplastics – Aliphatic polyamides: structure, properties, manufacture and applications of Nylon 6, Nylon 66. Polyesters: manufacture, structure, properties and uses of PET, PBT. Manufacture, structure, properties and uses of Polycarbonates, acetal resins, polyimides, PMMA, polyphenylene oxide, thermoplastic polyurethane (PU)

**UNIT III THERMOSETTING PLASTICS 9**

Thermosetting Plastics – Manufacture, curing, moulding powder, laminates, properties and uses of phenol formaldehyde resins, urea formaldehyde, melamine formaldehyde, unsaturated polyester resin, epoxy resin, silicone resins, polyurethane resins.

**UNIT IV MISCELLANEOUS PLASTICS FOR END APPLICATIONS 9**

Miscellaneous plastics- Manufacture, properties and uses of polystyrene, HIPS, ABS, SAN, poly(tetrafluoroethylene) (PTFE), TFE and copolymers, PVDF, PVA, poly (vinyl acetate), poly (vinyl carbazole), cellulose acetate, PEEK, High energy absorbing polymers, super absorbent polymers- their synthesis, properties and applications

**UNIT V PLASTICS MATERIALS FOR BIOMEDICAL APPLICATIONS 9**

Sources, raw materials, methods of manufacturing, properties and applications of bio-based polymers- poly lactic acid (PLA), poly hydroxy alkanooates (PHA), PBAT, bioplastics- bio-PE, bio-PP, bio-PET, polymers for biomedical applications

**TOTAL : 45 PERIODS**

**COURSE OUTCOMES**

- To study the importance, advantages and classification of plastic materials
- Summarize the raw materials, sources, production, properties and applications of various engineering thermoplastics
- To understand the application of polyamides, polyesters and other engineering thermoplastics, thermosetting resins
- Know the manufacture, properties and uses of thermosetting resins based on polyester, epoxy, silicone and PU
- To understand the engineering applications of various polymers in miscellaneous areas and applications of different biopolymers

**REFERENCES**

1. Marianne Gilbert (Ed.), Brydson's Plastics Materials, 8<sup>th</sup> Edn., Elsevier (2017).
2. J.A.Brydson, Plastics Materials, 7<sup>th</sup> Edn., Butterworth Heinemann (1999).
3. Manas Chanda, Salil K. Roy, Plastics Technology Handbook, 4<sup>th</sup> Edn., CRC press (2006).
4. A. Brent Strong, Plastics: Materials and Processing, 3<sup>rd</sup> Edn., Pearson Prentice Hall (2006).
5. Olagoke Olabisi, Kolapo Adewale (Eds.), Handbook of Thermoplastics 2<sup>nd</sup> Edn., CRC press(2016).
6. Charles A. Harper, Modern Plastics Handbook, McGraw-Hill, New York, 1999.
7. H. Dominighaus, Plastics for Engineers, Hanser Publishers, Munich, 1988.

PROGRESS THROUGH KNOWLEDGE

**OPT353**

**PROPERTIES AND TESTING OF PLASTICS**

**L T P C  
3 0 0 3**

**COURSE OBJECTIVES**

- To understand the relevance of standards and specifications as well as the specimen preparation for polymer testing.
- To study the mechanical properties and testing of polymer materials and their structural property relationships.
- To understand the thermal properties of polymers and their testing methods.
- To gain knowledge on the electrical and optical properties of polymers and their testing methods.
- To study about the environmental effects and prevent polymer degradation.

**UNIT I INTRODUCTION TO CHARACTERIZATION AND TESTING OF POLYMERS 9**

Introduction- Standard organizations: BIS, ASTM, ISO, BS, DIN etc. Standards and specifications. Importance of standards in the quality control of polymers and polymer products. Preparation of test pieces, conditioning and test atmospheres. Tests on elastomers: processability parameters of rubbers – plasticity, Mooney viscosity, scorch time, cure time, cure rate index, Processability tests carried out on thermoplastics and thermosets: MFI, cup flow index, gel time, bulk density, bulk factor.

**UNIT II MECHANICAL PROPERTIES 9**

Mechanical properties: Tensile, compression, flexural, shear, tear strength, hardness, impact strength, resilience, abrasion resistance, creep and stress relaxation, compression set, dynamic fatigue, ageing properties, Basic concepts of stress and strain, short term tests: Viscoelastic behavior (simple models: Kelvin model for creep and stress relaxation, Maxwell-Voigt model, strain recovery and dynamic response), Effect of structure and composition on mechanical properties, Behavior of reinforced polymers

**UNIT III THERMAL RHEOLOGICAL PROPERTIES 9**

Thermal properties: Transition temperatures, specific heat, thermal conductivity, co-efficient of thermal expansion, heat deflection temperature, Vicat softening point, shrinkage, brittleness temperature, thermal stability and flammability. Product testing: Plastic films, sheeting, pipes, laminates, foams, containers, cables and tubes.

**UNIT IV ELECTRICAL AND OPTICAL PROPERTIES 9**

Electrical properties: volume and surface resistivity, dielectric strength, dielectric constant and power factor, arc resistance, tracking resistance, dielectric behavior of polymers (dielectric co-efficient, dielectric polarization), dissipation factor and its importance. Optical properties: transparency, refractive index, haze, gloss, clarity, birefringence.

**UNIT V ENVIRONMENTAL AND CHEMICAL RESISTANCE 9**

Environmental stress crack resistance (ESCR), water absorption, weathering, aging, ozone resistance, permeability and adhesion. Tests for chemical resistance. Acids, alkalies, Flammability tests- oxygen index test.

**TOTAL HOURS: 45****COURSE OUTCOMES**

- Understand the relevance of standards and specifications.
- Summarize the various test methods for evaluating the mechanical properties of the polymers.
- To know the thermal, electrical & optical properties of polymers.
- Identify various techniques used for characterizing polymers.
- Distinguish the processability tests used for thermoplastics, thermosets and elastomers.

**REFERENCES**

1. F.Majewska, H.Zowall, Handbook of analysis of synthetic polymers and plastics, Ellis Horwood Limited Publisher 1977.
2. J.F.Rabek, Experimental Methods in Polymer Chemistry, John Wiley and Sons 1980.
3. R.P.Brown, Plastic test methods, 2<sup>nd</sup> Edn., Harlond, Longman Scientific, 1981.
4. A. B. Mathur, I. S. Bharadwaj, Testing and Evaluation of Plastcis, Allied Publishers Pvt. Ltd., New Delhi, 2003.
5. Vishu Shah, Handbook of Plastic Testing Technology, 3<sup>rd</sup> Edn., John Wiley & Sons 2007.
6. S. K. Nayak, S. N. Yadav, S. Mohanty, Fundamentals of Plastic Testing, Springer, 2010.



C	PO	PO	PO	PO	PO	PO	PO	PO	PO	PO1	PO1	PO1	PSO	PSO	PSO
1	3	3	2	2	1	3	-	-	-	-	2	3	3	3	3
2	3	3	2	2	1	-	-	-	-	-	-	2	3	3	3
3	3	-	3	2	1	2	-	-	-	-	3	2	3	2	3
4	3	3	2	2	2	-	-	-	-	-	-	1	3	3	2
5	2	-	3	2	2	1	-	-	-	-	1	1	3	2	2
C	3	3	2	2	1	2	-	-	-	-	2	2	3	3	3

**CBM370**

**WEARABLE DEVICES**

**L T P C**  
**3 0 0 3**

**OBJECTIVES:**

**The student should be made to:**

- To know the hardware requirement of wearable systems
- To understand the communication and security aspects in the wearable devices
- To know the applications of wearable devices in the field of medicine

**UNIT I INTRODUCTION TO WEARABLE SYSTEMS AND SENSORS 9**

Wearable Systems- Introduction, Need for Wearable Systems, Drawbacks of Conventional Systems for Wearable Monitoring, Applications of Wearable Systems, Types of Wearable Systems, Components of wearable Systems. Sensors for wearable systems-Inertia movement sensors, Respiration activity sensor, Impedance plethysmography, Wearable ground reaction force sensor.

**UNIT II SIGNAL PROCESSING AND ENERGY HARVESTING FOR WEARABLE DEVICES 9**

Wearability issues -physical shape and placement of sensor, Technical challenges - sensor design, signal acquisition, sampling frequency for reduced energy consumption, Rejection of irrelevant information. Power Requirements- Solar cell, Vibration based, Thermal based, Human body as a heat source for power generation, Hybrid thermoelectric photovoltaic energy harvests, Thermopiles.

**UNIT III WIRELESS HEALTH SYSTEMS 9**

Need for wireless monitoring, Definition of Body area network, BAN and Healthcare, Technical Challenges- System security and reliability, BAN Architecture – Introduction, Wireless communication Techniques.

**UNIT IV SMART TEXTILE 9**

Introduction to smart textile- Passive smart textile, active smart textile. Fabrication Techniques- Conductive Fibres, Treated Conductive Fibres, Conductive Fabrics, Conductive Inks. Case study- smart fabric for monitoring biological parameters - ECG, respiration.

**UNIT V APPLICATIONS OF WEARABLE SYSTEMS 9**

Medical Diagnostics, Medical Monitoring-Patients with chronic disease, Hospital patients, Elderly patients, neural recording, Gait analysis, Sports Medicine.

**TOTAL PERIODS:45**

**OUTCOMES:**

On successful completion of this course, the student will be able to

- CO1: Describe the concepts of wearable system.  
CO2: Explain the energy harvestings in wearable device.  
CO3: Use the concepts of BAN in health care.  
CO4: Illustrate the concept of smart textile

CO5: Compare the various wearable devices in healthcare system

### TEXT BOOKS

1. Annalisa Bonfiglio and Danilo De Rossi, Wearable Monitoring Systems, Springer, 2011
2. Zhang and Yuan-Ting, Wearable Medical Sensors and Systems, Springer, 2013
3. Edward Sazonov and Micheal R Neuman, Wearable Sensors: Fundamentals, Implementation and Applications, Elsevier, 2014
4. Mehmet R. Yuce and JamilY.Khan, Wireless Body Area Networks Technology, Implementation applications, Pan Stanford Publishing Pte.Ltd, Singapore, 2012

### REFERENCES

1. Sandeep K.S, Gupta, Tridib Mukherjee and Krishna Kumar Venkatasubramanian, Body Area Networks Safety, Security, and Sustainability, Cambridge University Press, 2013.
2. Guang-Zhong Yang, Body Sensor Networks, Springer, 2006.

### CO's- PO's & PSO's MAPPING

CO's	PO's												PSO's		
	1	2	3	4	5	6	7	8	9	10	11	12	1	2	3
1	3	2	1	1	2			1					1		1
2	3	2	1	1	2			1					1		1
3	3	2	1	1	2			1					1		1
4	3	2	1	1	2			1					1		1
5	3	2	1	1	2			1					1		1
AVg.	3	2	1	1	2			1					1		1

CBM356

**MEDICAL INFORMATICS**

**L T P C**  
**3 0 0 3**

#### PREAMBLE:

1. To study the applications of information technology in health care management.
2. This course provides knowledge on resources, devices, and methods required to optimize the acquisition, storage, retrieval, and use of information in health and biomedicine.

#### UNIT I INTRODUCTION TO MEDICAL INFORMATICS

9

Introduction - Structure of Medical Informatics –Internet and Medicine -Security issues , Computer based medical information retrieval, Hospital management and information system, Functional capabilities of a computerized HIS, Health Informatics – Medical Informatics, Bioinformatics

#### UNIT II COMPUTERS IN CLINICAL LABORATORY AND MEDICAL IMAGING

9

Automated clinical laboratories-Automated methods in hematology, cytology and histology, Intelligent Laboratory Information System - Computer assisted medical imaging- nuclear medicine, ultrasound imaging, computed X-ray tomography, Radiation therapy and planning, Nuclear Magnetic Resonance.

#### UNIT III COMPUTERISED PATIENT RECORD

9

Introduction - conventional patient record, Components and functionality of CPR, Development tools, Intranet, CPR in Radiology- Application server provider, Clinical information system, Computerized prescriptions for patients.



**UNIT IV COMPUTER ASSISTED MEDICAL DECISION-MAKING 9**

Neuro computers and Artificial Neural Networks application, Expert system-General model of CMD, Computer-assisted decision support system-production rule system cognitive model, semantic networks, decisions analysis in clinical medicine-computers in the care of critically ill patients, Computer aids for the handicapped.

**UNIT V RECENT TRENDS IN MEDICAL INFORMATICS 9**

Virtual reality applications in medicine, Virtual endoscopy, Computer assisted surgery, Surgical simulation, Telemedicine - Tele surgery, Computer assisted patient education and health- Medical education and healthcare information, computer assisted instruction in medicine.

**TOTAL : 45 PERIODS****Course Outcomes:****Upon completion of the course, students will be able to:**

1. Explain the structure and functional capabilities of Hospital Information System.
2. Describe the need of computers in medical imaging and automated clinical laboratory.
3. Articulate the functioning of information storage and retrieval in computerized patient record system.
4. Apply the suitable decision support system for automated clinical diagnosis.
5. Discuss the application of virtual reality and telehealth technology in medical industry.

**TEXT BOOKS:**

1. Mohan Bansal, "Medical informatics", Tata McGraw Hill Publishing Ltd, 2003.
2. R.D.Lele, "Computers in medicine progress in medical informatics", Tata McGraw Hill, 2005

**REFERENCES:**

1. Kathryn J. Hannah, Marion J Ball, "Health Informatics", 3<sup>rd</sup> Edition, Springer, 2006.

**CO's- PO's & PSO's MAPPING**

CO's	PO's												PSO's		
	1	2	3	4	5	6	7	8	9	10	11	12	1	2	3
1	3	2	1	1	2			1					1	1	1
2	3	2	1	1	2			1					1	1	1
3	3	2	1	1	2			1					1	1	1
4	3	2	1	1	2			1					1	1	1
5	3	2	1	1	2			1					1	1	1
AVg.	3	2	1	1	2			1					1	1	1

**OBT355****BIOTECHNOLOGY FOR WASTE MANAGEMENT****L T P C****3 0 0 3****UNIT I BIOLOGICAL TREATMENT PROCESS 9**

Fundamentals of biological process - Anaerobic process – Pretreatment methods in anaerobic process – Aerobic process, Anoxic process, Aerobic and anaerobic digestion of organic wastes - Factors affecting process efficiency - Solid state fermentation – Submerged fermentation – Batch and continuous fermentation

**UNIT II WASTE BIOMASS AND ITS VALUE ADDITION 9**

Types of waste biomass – Solid waste management - Nature of biomass feedstock – Biobased economy/process – Value addition of waste biomass – Biotransformation of biomass – Biotransformation of marine processing wastes – Direct extraction of biochemicals from biomass – Plant biomass for industrial application

**UNIT III BIOCONVERSION OF WASTES TO ENERGY 9**

Perspective of biofuels from wastes - Bioethanol production – Biohydrogen Production – dark and photofermentative process - Biobutanol production – Biogas and Biomethane production - Single stage anaerobic digestion, Two stage anaerobic digestion - Biodiesel production - Enzymatic hydrolysis technologies

**UNIT IV CHEMICALS AND ENZYME PRODUCTION FROM WASTES 9**

Production of lactic acid, succinic acid, citric acid – Biopolymer synthesis – Production of Amylases - Lignocellulolytic enzymes - Pectinolytic enzymes - Proteases – Lipases

**UNIT V BICOMPOSTING OF ORGANIC WASTES 9**

Overview of composting process - Benefits of composting, Role of microorganisms in composting - Factors affecting the composting process - Waste Materials for Composting, Fundamentals of composting process - Composting technologies, Composting systems – Nonreactor Composting, Reactor composting - Compost Quality

**TOTAL: 45 PERIODS**

**COURSE OUTCOMES**

After completion of this course, the students should be able

1. To learn the various methods biological treatment
2. To know the details of waste biomass and its value addition
3. To develop the bioconversion processes to convert wastes to energy
4. To synthesize the chemicals and enzyme from wastes
5. To produce the biocompost from wastes
6. To apply the theoretical knowledge for the development of value added products

**TEXT BOOKS**

1. Antoine P. T., (2017) “Biofuels from Food Waste Applications of Saccharification Using Fungal Solid State Fermentation”, CRC press
2. Joseph C A., (2019)“Anaerobic Waste-Wastewater Treatment and Biogas Plants-A Practical Handbook”, CRC Press,

**REFERENCE BOOKS**

1. Palmiro P. and Oscar F.D’Urso, (2016) ‘Biotransformation of Agricultural Waste and By-Products’,The Food, Feed, Fibre, Fuel (4F) Economy, Elsevier
2. Kaur Brar S., Gurpreet Singh D. and Carlos R.S., (Eds), (2014)‘Biotransformation of Waste Biomass into High Value Biochemicals’, Springer.
3. Keikhosro K, Editor, (2015) ‘Lignocellulose-Based Bioproducts’, Springer.
4. John P, (2014) ‘Waste Management Practices-Municipal, Hazardous, and Industrial’, Second Edition, CRC Press, 2014

PROGRESS THROUGH KNOWLEDGE

**OBT356**

**LIFESTYLE DISEASES**

**L T P C**

**3 0 0 3**

**UNIT I INTRODUCTION**

**9**

Lifestyle diseases – Definition ; Risk factors – Eating, smoking, drinking, stress, physical activity, illicit drug use ; Obesity, diabetes, cardiovascular diseases, respiratory diseases, cancer; Prevention – Diet and exercise.

**UNIT II CANCER**

**9**

Types - Lung cancer, Mouth cancer, Skin cancer, Cervical cancer, Carcinoma oesophagus; Causes Tobacco usage, Diagnosis – Biomarkers, Treatment

- UNIT III      **CARDIOVASCULAR DISEASES**      **9****  
 Coronary atherosclerosis – Coronary artery disease; Causes -Fat and lipids, Alcohol abuse --  
 Diagnosis - Electrocardiograph, echocardiograph, Treatment, Exercise and Cardiac rehabilitation
- UNIT IV      **DIABETES AND OBESITY**      **9****  
 Types of Diabetes mellitus; Blood glucose regulation; Complications of diabetes – Paediatric and  
 adolescent obesity – Weight control and BMI
- UNIT V      **RESPIRATORY DISEASES**      **9****  
 Chronic lung disease, Asthma, COPD; Causes - Breathing pattern (Nasal vs mouth), Smoking –  
 Diagnosis - Pulmonary function testing

**TOTAL: 45 PERIODS**

**TEXT BOOKS:**

1. R.Kumar&Meenal Kumar, “Guide to Prevention of Lifestyle Diseases”, Deep & Deep Publications, 2003
2. Gary Eggar et al, “Lifestyle Medicine”, 3rd Edition, Academic Press, 2017

**REFERENCES:**

1. James M.R, “Lifestyle Medicine”, 2nd Edition, CRC Press, 2013
2. Akira Miyazaki et al, “New Frontiers in Lifestyle-Related Disease”, Springer, 2008

**OBT357                      **BIOTECHNOLOGY IN HEALTH CARE**                      **L T P C****  
**3 0 0 3**

**COURSE OBJECTIVES**

The aim of this course is to

1. Create higher standard of knowledge on healthcare system and services
2. Prioritize advanced technologies for the diagnosis and treatment of various diseases

**UNIT I      **PUBLIC HEALTH**      **9****  
 Definition and Concept of Public Health, Historical aspects of Public Health, Changing Concepts of  
 Public Health, Public Health versus Medical Care, Unique Features of Public Health, Determinants  
 of Health (Social, Economic, Cultural, Environmental, Education, Genetics, Food and Nutrition).  
 Indicators of health, Burden of disease, Role of different disciplines in Public Health.

**UNIT II      **CLINICAL DISEASES**      **9****  
 Communicable diseases: Chickenpox / Shingles, COVID-19, Tuberculosis, Hepatitis B, Hepatitis  
 C, HIV / AIDS, Influenza, Swine flu. Non Communicable diseases: Diabetes mellitus,  
 atherosclerosis, fatty liver, Obesity, Cancer

**UNIT III      **VACCINOLOGY**      **9****  
 History of Vaccinology, conventional approaches to vaccine development, live attenuated and  
 killed vaccines, adjuvants, quality control, preservation and monitoring of microorganisms in seed  
 lot systems. Instruments related to monitoring of temperature, sterilization, environment.

**UNIT IV      **OUTPATIENT & IN PATIENT SERVICES**      **9****  
 Radiotherapy, Nuclear medicine, surgical units, OT Medical units, G & Obs. units Pediatric,  
 neonatal units, Critical care units, Physical medicine & Rehabilitation, Neurology,  
 Gastroenterology, Endoscopy, Pulmonology, Cardiology.



## TEXT BOOKS

1. M.Y. Khan and P.K.Jain Financial management, Text, Tata McGraw Hill
2. M. Pandey Financial Management, Vikas Publishing House Pvt. Ltd

## REFERENCES .

1. James C. Vanhorne –Fundamentals of Financial Management– PHI Learning,.
2. Prasanna Chandra, Financial Management,
3. Srivatsava, Mishra, Financial Management, Oxford University Press, 2011

**CMG332**

**FUNDAMENTALS OF INVESTMENT**

**L T P C  
3 0 0 3**

### OBJECTIVES:

1. Describe the investment environment in which investment decisions are taken.
2. Explain how to Value bonds and equities
3. Explain the various approaches to value securities
4. Describe how to create efficient portfolios through diversification
5. Discuss the mechanism of investor protection in India.

### UNIT I THE INVESTMENT ENVIRONMENT

The investment decision process, Types of Investments – Commodities, Real Estate and Financial Assets, the Indian securities market, the market participants and trading of securities, security market indices, sources of financial information, Concept of return and risk, Impact of Taxes and Inflation on return.

### UNIT II FIXED INCOME SECURITIES

Bond features, types of bonds, estimating bond yields, Bond Valuation types of bond risks, default risk and credit rating.

### UNIT III APPROACHES TO EQUITY ANALYSIS

Introduction to Fundamental Analysis, Technical Analysis and Efficient Market Hypothesis, dividend capitalisation models, and price-earnings multiple approach to equity valuation.

### UNIT IV PORTFOLIO ANALYSIS AND FINANCIAL DERIVATIVES

Portfolio and Diversification, Portfolio Risk and Return; Mutual Funds; Introduction to Financial Derivatives; Financial Derivatives Markets in India

### UNIT V INVESTOR PROTECTION

Role of SEBI and stock exchanges in investor protection; Investor grievances and their redressal system, insider trading, investors' awareness and activism

**TOTAL : 45 PERIODS**

### REFERENCES

1. Charles P. Jones, Gerald R. Jensen. Investments: analysis and management. Wiley, 14<sup>TH</sup> Edition, 2019.
2. Chandra, Prasanna. Investment analysis and portfolio management. McGraw-hill education, 5<sup>th</sup>, Edition, 2017.
3. Rustagi, R. P. Investment Management Theory and Practice. Sultan Chand & Sons, 2021.
4. Zvi Bodie, Alex Kane, Alan J Marcus, Pitabhus Mohanty, Investments, McGraw Hill Education (India), 11 Edition (SIE), 2019

**OBJECTIVES**

- Understand the Banking system in India
- Grasp how banks raise their sources and how they deploy it
- Understand the development in banking technology
- Understand the financial services in India
- Understand the insurance Industry in India

**UNIT I INTRODUCTION TO INDIAN BANKING SYSTEM****9**

Overview of Banking system – Structure – Functions – Banking system in India - Key Regulations in Indian Banking sector – RBI. Relationship between Banker and Customer - Retail & Wholesale Banking – types of Accounts - Opening and operation of Accounts.

**UNIT II MANAGING BANK FUNDS/ PRODUCTS****9**

Liquid Assets - Investment in securities - Advances - Loans. Negotiable Instruments – Cheques, Bills of Exchange & Promissory Notes. Designing deposit schemes – Asset and Liability Management – NPA's – Current issues on NPA's – M&A's of banks into securities market

**UNIT III DEVELOPMENT IN BANKING TECHNOLOGY****9**

Payment system in India – paper based – e payment – electronic banking – plastic money – e-money – forecasting of cash demand at ATM's – The Information Technology Act, 2000 in India – RBI's Financial Sector Technology vision document – security threats in e-banking & RBI's Initiative.

**UNIT IV FINANCIAL SERVICES****9**

Introduction – Need for Financial Services – Financial Services Market in India – NBFC – Leasing and Hire Purchase – mutual funds. Venture Capital Financing – Bill discounting – factoring – Merchant Banking

**UNIT V INSURANCE****9**

Insurance – Concept - Need - History of Insurance industry in India. Insurance Act, 1938 – IRDA – Regulations – Life Insurance - Annuities and Unit Linked Policies - Lapse of the Policy – revival – settlement of claim

**TOTAL : 45 PERIODS****REFERENCES :**

1. Padmalatha Suresh and Justin Paul, "Management of Banking and Financial Services, Pearson, Delhi, 2017.
2. Meera Sharma, "Management of Financial Institutions – with emphasis on Bank and Risk Management", PHI Learning Pvt. Ltd., New Delhi 2010
3. Peter S. Rose and Sylvia C. and Hudgins, "Bank Management and Financial Services", Tata McGraw Hill, New Delhi, 2017

**UNIT I INTRODUCTION TO BLOCKCHAIN****9**

Blockchain: The growth of blockchain technology - Distributed systems - The history of blockchain and Bitcoin - Features of a blockchain - Types of blockchain, Consensus: Consensus mechanism - Types of consensus mechanisms - Consensus in blockchain. Decentralization: Decentralization using blockchain - Methods of decentralization - Routes to decentralization- Blockchain and full ecosystem decentralization - Smart contracts - Decentralized Organizations- Platforms for decentralization.

**UNIT II INTRODUCTION TO CRYPTOCURRENCY 9**  
 Bitcoin – Digital Keys and Addresses – Transactions – Mining – Bitcoin Networks and Payments – Wallets – Alternative Coins – Theoretical Limitations – Bitcoin limitations – Name coin – Prime coin – Zcash – Smart Contracts – Ricardian Contracts- Deploying smart contracts on a blockchain

**UNIT III ETHEREUM 9**  
 Introduction - The Ethereum network - Components of the Ethereum ecosystem - Transactions and messages - Ether cryptocurrency / tokens (ETC and ETH) - The Ethereum Virtual Machine (EVM), Ethereum Development Environment: Test networks - Setting up a private net - Starting up the private network

**UNIT IV WEB3 AND HYPERLEDGE ` 9**  
 Introduction to Web3 – Contract Deployment – POST Requests – Development Frameworks – Hyperledger as a Protocol – The Reference Architecture – Hyperledger Fabric – Distributed Ledger – Corda.

**UNIT V EMERGING TRENDS 9**  
 Kadena – Ripple – Rootstock – Quorum – Tendermint – Scalability – Privacy – Other Challenges – Blockchain Research – Notable Projects – Miscellaneous Tools.

**TOTAL : 45 PERIODS**

**REFERENCE**

1. Imran. Bashir. Mastering block chain: Distributed Ledger Technology, Decentralization, and Smart Contracts Explained. Packt Publishing, 2<sup>nd</sup> Edition, 2018
2. Peter Borovykh , Blockchain Application in Finance, Blockchain Driven, 2nd Edition, 2018
3. ArshdeepBahga, Vijay Madiseti, “Blockchain Applications: A Hands On Approach”, VPT, 2017.

**CMG335 FINTECH PERSONAL FINANCE AND PAYMENTS LT P C 3 0 0 3**

**UNIT I CURRENCY EXCHANGE AND PAYMENT 9**  
 Understand the concept of Crypto currency- Bitcoin and Applications -Cryptocurrencies and Digital Crypto Wallets -Types of Cryptocurrencies - Cryptocurrencies and Applications, block chain, Artificial Intelligence, machine learning. Fintech users, Individual Payments, RTGS Systems, Immediate Page 54 of 90 Payment Service (IMPS), Unified Payments Interface (UPI).Legal and Regulatory Implications of Crypto currencies, Payment systems and their regulations.Digital Payments Smart Cards, Stored-Value Cards, EC Micropayments, Payment Gateways, Mobile Payments, Digital and Virtual Currencies, Security, Ethical, Legal, Privacy, and Technology Issues

**UNIT II DIGITAL FINANCE AND ALTERNATIVE FINANCE 9**  
 A Brief History of Financial Innovation, Digitization of Financial Services, Crowd funding, Charity and Equity,. Introduction to the concept of Initial Coin Offering

**UNIT III INSURETECH 9**  
 InsurTech Introduction , Business model disruption AI/ML in InsurTech • IoT and InsurTech ,Risk Modeling ,Fraud Detection Processing claims and Underwriting Innovations in Insurance Services

**UNIT IV PEER TO PEER LENDING 9**  
 P2P and Marketplace Lending, New Models and New Products in market place lending P2P Infrastructure and technologies , Concept of Crowdfunding Crowdfunding Architecture and Technology ,P2P and Crowdfunding unicorns and business models , SME/MSME Lending: Unique opportunities and Challenges, Solutions and Innovations

## **UNIT V REGULATORY ISSUES**

**9**

FinTech Regulations: Global Regulations and Domestic Regulations, Evolution of RegTech, RegTech Ecosystem: Financial Institutions, RegTech Ecosystem: StartupsRegTech, Startups: Challenges, RegTech Ecosystem: Regulators, Use of AI in regulation and Fraud detection

**TOTAL : 45 PERIODS**

### **REFERENCE**

1. Swanson Seth, Fintech for Beginners: Understanding and Utilizing the power of technology, Createspace Independent Publishing Platform,2016.
2. Models AuTanda, Fintech Bigtech And Banks Digitalization and Its Impact On Banking Business, Springer, 2019
3. Henning Diedrich, Ethereum: Blockchains, Digital Assets, Smart Contracts, Decentralized Autonomous Organizations, Wildfire Publishing, 2016
4. Jacob William, FinTech:TheBeginner's Guide to Financial Technology, Createspace Independent Publishing Platform, 2016
5. IIBF, Digital Banking, Taxmann Publication, 2016
6. Jacob William, Financial Technology, Create space Independent Pub, 2016
7. Luke Sutton, Financial Technology: Bitcoin & Blockchain, Createspace Independent Pub, 2016

**CMG336**

## **INTRODUCTION TO FINTECH**

**LT P C  
3 0 0 3**

### **OBJECTIVES:**

1. To learn about history, importance and evolution of Fintech
2. To acquire the knowledge of Fintech in payment industry
3. To acquire the knowledge of Fintech in insurance industry
4. To learn the Fintech developments around the world
5. To know about the future of Fintech

### **UNIT I INTRODUCTION**

**9**

Fintech - Definition, History, concept, meaning, architecture, significance, Goals, key areas in Fintech, Importance of Fintech, role of Fintech in economic development, opportunities and challenges in Fintech, Evolution of Fintech in different sectors of the industry - Infrastructure, Banking Industry, Startups and Emerging Markets, recent developments in FinTech, future prospects and potential issues with Fintech.

### **UNIT II PAYMENT INDUSTRY**

**9**

FinTech in Payment Industry-Multichannel digital wallets, applications supporting wallets, onboarding and KYC application, FinTech in Lending Industry- Formal lending, Informal lending, P2P lending, POS lending, Online lending, Payday lending, Microfinance, Crowdfunding.

### **UNIT III INSURANCE INDUSTRY**

**9**

FinTech in Wealth Management Industry-Financial Advice, Automated investing, Socially responsible investing, Fractional Investing, Social Investing. FinTech in Insurance Industry- P2P insurance, On-Demand Insurance, On-Demand Consultation, Customer engagement through Quote to sell, policy servicing, Claims Management, Investment linked health insurance.

### **UNIT IV FINTECH AROUND THE GLOBE**

**9**

FinTech developments - US, Europe and UK, Germany, Sweden, France, China, India, Africa, Australia, New Zealand, Brazil and Middle East, Regulatory and Policy Assessment for Growth of FinTech. FinTech as disruptors, Financial institutions collaborating with FinTech companies, The new financial world.



**UNIT V FUTURE OF FINTECH****9**

How emerging technologies will change financial services, the future of financial services, banking on innovation through data, why FinTech banks will rule the world, The FinTech Supermarket, Banks partnering with FinTech start-ups, The rise of BankTech, Fintech impact on Retail Banking, A future without money, Ethics in Fintech.

**TOTAL : 45 PERIODS****REFERENCES**

1. Arner D., Barberis J., Buckley R, The evolution of FinTech: a new post crisis paradigm, University of New South Wales Research Series, 2015
2. Susanne Chishti, Janos Barberis, The FINTECH Book: The Financial Technology Handbook for Investors, Entrepreneurs and Visionaries, Wiley Publications, 2016
3. Richard Hayen, FinTech: The Impact and Influence of Financial Technology on Banking and the Finance Industry, 2016
4. Parag Y Arjunwadkar, FinTech: The Technology Driving Disruption in the financial service industry CRC Press, 2018
5. Sanjay Phadke, Fintech Future : The Digital DNA of Finance Paperback .Sage Publications, 2020
6. Pranay Gupta, T. Mandy Tham, Fintech: The New DNA of Financial Services Paperback, 2018

**VERTICAL 2: ENTREPRENEURSHIP****CMG337****FOUNDATIONS OF ENTREPRENEURSHIP****L T P C  
3 0 0 3****Course Objectives**

- To develop and strengthen the entrepreneurial quality and motivation of learners.
- To impart the entrepreneurial skills and traits essential to become successful entrepreneurs.
- To apply the principles and theories of entrepreneurship and management in Technology oriented businesses.
- To empower the learners to run a Technology driven business efficiently and effectively

**UNIT I INTRODUCTION TO ENTREPRENEURSHIP****9**

Entrepreneurship- Definition, Need, Scope - Entrepreneurial Skill & Traits - Entrepreneur vs. Intrapreneur; Classification of entrepreneurs, Types of entrepreneurs -Factors affecting entrepreneurial development – Achievement Motivation – Contributions of Entrepreneurship to Economic Development.

**UNIT II BUSINESS OWNERSHIP & ENVIRONMENT****9**

Types of Business Ownership – Business Environmental Factors – Political-Economic-Sociological-Technological-Environmental-Legal aspects – Human Resources Mobilisation-Basics of Managing Finance- Essentials of Marketing Management - Production and Operations Planning – Systems Management and Administration

**UNIT III FUNDAMENTALS OF TECHNOPRENEURSHIP****9**

Introduction to Technopreneurship - Definition, Need, Scope- Emerging Concepts- Principles - Characteristics of a technopreneur - Impacts of Technopreneurship on Society – Economy- Job Opportunities in Technopreneurship - Recent trends

**UNIT IV APPLICATIONS OF TECHNOPRENEURSHIP****9**

Technology Entrepreneurship - Local, National and Global practices - Intrapreneurship and Technology interactions, Networking of entrepreneurial activities – Launching - Managing

Technology based Product / Service entrepreneurship -- Success Stories of Technopreneurs - Case Studies

## **UNIT V EMERGING TRENDS IN ENTREPRENERUSHIP**

**9**

Effective Business Management Strategies For Franchising - Sub-Contracting- Leasing- Technopreneurs – Agripreneurs - Netpreneurs- Portfolio entrepreneurship - NGO Entrepreneurship – Recent Entrpreneurial Developments - Local – National – Global perspectives.

**TOTAL: 45 PERIODS**

### **OUTCOMES:**

Upon completion of this course, the student should be able to:

CO 1 Learn the basics of Entrepreneurship

CO 2 Understand the business ownership patterns and environment

CO 3 Understand the Job opportunities in Industries relating to Technopreneurship

CO 4 Learn about applications of technopreneurship and successful technopreneurs

CO 5 Acquaint with the recent and emerging trends in entrepreneurship

### **TEXT BOOKS:**

- 1) S.S.Khanka, "Entrepreneurial Development" S.Chand & Co. Ltd. Ram Nagar New Delhi, 2021.
- 2) Donal F Kuratko Entrepreneurship (11th Edition) Theory, Process, Practice by Published 2019 by Cengage Learning,

### **REFERENCES :**

- 1) Daniel Mankani. 2003. Technopreneurship: The successful Entrepreneur in the new Economy. Prentice Hall
- 2) Edward Elgar. 2007. Entrepreneurship, Cooperation and the Firm: The Emergence and Survival of High-Technology Ventures in Europe. Edi: Jan Ulijn, Dominique Drillon, and Frank Lasch. Wiley Pub.
- 3) Lang, J. 2002, The High Tech Entrepreneur's Handbook, Ft.com.
- 4) David Sheff 2002, China Dawn: The Story of a Technology and Business Revolution,
- 5) HarperBusiness, <https://fanny.staff.uns.ac.id/files/2013/12/Technopreneur-BASED-EDUCATION-REVOLUTION.pdf>
- 6) JumpStart: A Technopreneurship Fable, Dennis Posadas, (Singapore: Pearson Prentice Hall, 2009
- 7) Basics of Technopreneurship: Module 1.1-1.2, Frederico Gonzales, President-PESO Inc; M. Barcelon, UP
- 8) Journal articles pertaining to Entrepreneurship

**CMG338**

## **TEAM BUILDING & LEADERSHIP MANAGEMENT FOR BUSINESS**

**L T P C**  
**3 0 0 3**

### **COURSE OBJECTIVES**

- To develop and strengthen the Leadership qualities and motivation of learners.
- To impart the Leadership skills and traits essential to become successful entrepreneurs.
- To apply the principles and theories of Team Building in managing Technology oriented businesses.
- To empower the learners to build robust teams for running and leading a business efficiently and effectively

## **UNIT I INTRODUCTION TO MANAGING TEAMS**

**9**

Introduction to Team - Team Dynamics - Team Formation – Stages of Team Development - Enhancing teamwork within a group - Team Coaching - Team Decision Making - Virtual Teams - Self Directed Work Teams (SDWTs) -Multicultural Teams.

**UNIT II MANAGING AND DEVELOPING EFFECTIVE TEAMS****9**

Team-based Organisations- Leadership roles in team-based organisations - Offsite training and team development - Experiential Learning - Coaching and Mentoring in team building - Building High-Performance Teams - Building Credibility and Trust - Skills for Developing Others - Team Building at the Top - Leadership in Teamwork Effectiveness.

**UNIT III INTRODUCTION TO LEADERSHIP****9**

Introduction to Leadership - Leadership Myths – Characteristics of Leader, Follower and Situation - Leadership Attributes - Personality Traits and Leadership- Intelligence Types and Leadership - Power and Leadership - Delegation and Empowerment .

**UNIT IV LEADERSHIP IN ORGANISATIONS****9**

Leadership Styles – LMX Theory- Leadership Theory and Normative Decision Model - Situational Leadership Model - Contingency Model and Path Goal Theory – Transactional and Transformational Leadership - Charismatic Leadership - Role of Ethics and Values in Organisational Leadership.

**UNIT V LEADERSHIP EFFECTIVENESS****9**

Leadership Behaviour - Assessment of Leadership Behaviors - Destructive Leadership - Motivation and Leadership - Managerial Incompetence and Derailment Conflict Management - Negotiation and Leadership - Culture and Leadership - Global Leadership – Recent Trends in Leadership.

**TOTAL 45 : PERIODS****OUTCOMES:**

Upon completion of this course, the student should be able to:

- CO 1 Learn the basics of managing teams for business.
- CO 2 Understand developing effective teams for business management.
- CO 3 Understand the fundamentals of leadership for running a business.
- CO 4 Learn about the importance of leadership for business development.
- CO 5 Acquaint with emerging trends in leadership effectiveness for entrepreneurs.”

**REFERENCES :**

1. Hughes, R.L., Ginnett, R.C., & Curphy, G.J., Leadership: Enhancing the lessons of experience ,9th Ed, McGraw Hill Education, Chennai, India. (2019).
2. Katzenback, J.R., Smith, D.K., The Wisdom of Teams: Creating the High Performance Organisations, Harvard Business Review Press, (2015).
3. Haldar, U.K., Leadership and Team Building, Oxford University Press, (2010).
4. Daft, R.L., The Leadership Experience, Cengage, (2015).
5. Daniel Levi, Group Dynamics for Teams ,4th Ed, (2014), Sage Publications.
6. Dyer, W. G., Dyer, W. G., Jr., & Dyer, J. H..Team building: Proven strategies for improving team performance, 5th ed, Jossey-Bass, (2013).

**CMG339 CREATIVITY & INNOVATION IN ENTREPRENEURSHIP****L T P C  
3 0 0 3****COURSE OBJECTIVES**

- To develop the creativity skills among the learners
- To impart the knowledge of creative intelligence essential for entrepreneurs
- To know the applications of innovation in entrepreneurship.
- To develop innovative business models for business.

**UNIT I CREATIVITY 9**

Creativity: Definition- Forms of Creativity-Essence, Elaborative and Expressive Creativities- Quality of Creativity-Existential, Entrepreneurial and Empowerment Creativities – Creative Environment-Creative Technology- - Creative Personality and Motivation.

**UNIT II CREATIVE INTELLIGENCE 9**

Creative Intelligence: Convergent thinking ability – Traits Congenial to creativity – Creativity Training--Criteria for evaluating Creativity-Credible Evaluation- Improving the quality of our creativity – Creative Tools and Techniques - Blocks to creativity- fears and Disabilities- Strategies for Unblocking- Designing Creativity Enabling Environment.

**UNIT III INNOVATION 9**

Innovation: Definition- Levels of Innovation- Incremental Vs Radical Innovation-Product Innovation and Process- Technological, Organizational Innovation – Indicators- Characteristics of Innovation in Different Sectors. Theories in Innovation and Creativity- Design Thinking and Innovation- Innovation as Collective Change-Innovation as a system

**UNIT IV INNOVATION AND ENTREPRENEURSHIP 9**

Innovation and Entrepreneurship: Entrepreneurial Mindset , Motivations and Behaviours- Opportunity Analysis and Decision Making- Industry Understanding - Entrepreneurial Opportunities- Entrepreneurial Strategies – Technology Pull/Market Push – Product -Market fit

**UNIT V INNOVATIVE BUSINESS MODELS 9**

Innovative Business Models: Customer Discovery-Customer Segments-Prospect Theory and Developing Value Propositions- Developing Business Models: Elements of Business Models – Innovative Business Models: Elements, Designing Innovative Business Models- Responsible Innovation and Creativity.

**TOTAL: 45 PERIODS**

**OUTCOMES:**

Upon completion of this course, the student should be able to:

CO 1 Learn the basics of creativity for developing Entrepreneurship

CO 2 Understand the importance of creative intelligence for business growth

CO 3 Understand the advances through Innovation in Industries

CO 4 Learn about applications of innovation in building successful ventures

CO 5 Acquaint with developing innovative business models to run the business efficiently and effectively

**Suggested Readings:**

Creativity and Innovation in Entrepreneurship, Kankha, Sultan Chand

Pradip N Khandwalla, Lifelong Creativity, An Unending Quest, Tata Mc Graw Hill, 2004.

Paul Trott, Innovation Management and New Product Development, 4e, Pearson, 2018.

Vinnie Jauhari, Sudanshu Bhushan, Innovation Management, Oxford Higher Education, 2014.

Innovation Management, C.S.G. Krishnamacharyulu, R. Lalitha, Himalaya Publishing House, 2010.

A. Dale Timpe, Creativity, Jaico Publishing House, 2003.

Brian Clegg, Paul Birch, Creativity, Kogan Page, 2009.

Strategic Innovation: Building and Sustaining Innovative Organizations- Course Era, Raj Echambadi.

**CMG340 PRINCIPLES OF MARKETING MANAGEMENT FOR BUSINESS L T P C  
3 0 0 3**

**COURSE OBJECTIVES:**

To provide basic knowledge of concepts, principles, tools and techniques of marketing for entrepreneurs

To provide an exposure to the students pertaining to the nature and Scope of marketing, which they are expected to possess when they enter the industry as practitioners.

To give them an understanding of fundamental premise underlying market driven strategies and the basic philosophies and tools of marketing management for business owners.

**UNIT I INTRODUCTION TO MARKETING MANAGEMENT 9**

Introduction - Market and Marketing – Concepts- Functions of Marketing - Importance of Marketing - Marketing Orientations - Marketing Mix-The Traditional 4Ps - The Modern Components of the Mix - The Additional 3Ps - Developing an Effective Marketing Mix.

**UNIT II MARKETING ENVIRONMENT 9**

Introduction - Environmental Scanning - Analysing the Organisation's Micro Environment and Macro Environment - Differences between Micro and Macro Environment – Techniques of Environment Scanning - Marketing organization - Marketing Research and the Marketing Information System, Types and Components.

**UNIT III PRODUCT AND PRICING MANAGEMENT 9**

Product- Meaning, Classification, Levels of Products – Product Life Cycle (PLC) - Product Strategies - Product Mix - Packaging and Labelling - New Product Development - Brand and Branding - Advantages and disadvantages of branding Pricing - Factors Affecting Price Decisions - Cost Based Pricing - Value Based and Competition Based Pricing - Pricing Strategies - National and Global Pricing.

**UNIT IV PROMOTION AND DISTRIBUTION MANAGEMENT 9**

Introduction to Promotion – Marketing Channels- Integrated Marketing Communications (IMC) - Introduction to Advertising and Sales Promotion – Basics of Public Relations and Publicity - Personal Selling - Process - Direct Marketing - Segmentation, Targeting and Positioning (STP)- Logistics Management- Introduction to Retailing and Wholesaling.

**UNIT V CONTEMPORARY ISSUES IN MARKETING MANAGEMENT 9**

Introduction - Relationship Marketing Vs. Relationship Management - Customer Relationship Management (CRM) - Forms of Relationship Management - CRM practices - Managing Customer Loyalty and Development – Buyer-Seller Relationships- Buying Situations in Industrial / Business Market - Buying Roles in Industrial Marketing - Factors that Influence Business - Services Marketing - E-Marketing or Online Marketing.

**TOTAL 45 : PERIODS**

**COURSE OUTCOMES:**

After completion of this course, the students will be able to :

CO1 Have the awareness of marketing management process

CO 2 Understand the marketing environment

CO 3 Acquaint about product and pricing strategies

CO 4 Knowledge of promotion and distribution in marketing management.

CO 5 Comprehend the contemporary marketing scenarios and offer solutions to marketing issues.

**REFERENCES:**

1. Marketing Management, Sherlekar S.A, Himalaya Publishing House, 2016.
2. Marketing Management , Philip Kotler and Kevin Lane Keller, PHI 15th Ed, 2015.
- 3 Marketing Management- An Indian perspective, Vijay Prakash Anand, Biztantra, Second edition, 2016.
4. Marketing Management Global Perspective, Indian Context, V.S.Ramaswamy & S.Namakumari, Macmillan Publishers India,5th edition, 2015.
5. Marketing Management, S.H.H. Kazmi, 2013, Excel Books India.
6. Marketing Management- text and Cases, Dr. C.B.Gupta & Dr. N.Rajan Nair, 17th edition, 2016.
7. Marketing Management- text and Cases, Dr. C.B.Gupta & Dr. N.Rajan Nair, 17th edition, 2016.

**OBJECTIVES:**

- To introduce the basic concepts, structure and functions of human resource management for entrepreneurs.
- To create an awareness of the roles, functions and functioning of human resource department.
- To understand the methods and techniques followed by Human Resource Management practitioners.

**UNIT I INTRODUCTION TO HRM****9**

Concept, Definition, Objectives- Nature and Scope of HRM - Evolution of HRM - HR Manager Roles- Skills - Personnel Management Vs. HRM - Human Resource Policies - HR Accounting - HR Audit - Challenges in HRM.

**UNIT II HUMAN RESOURCE PLANNING****9**

HR Planning - Definition - Factors- Tools - Methods and Techniques - Job analysis- Job rotation- Job Description - Career Planning - Succession Planning - HRIS - Computer Applications in HR - Recent Trends

**UNIT III RECRUITMENT AND SELECTION****9**

Sources of recruitment- Internal Vs. External - Domestic Vs. Global Sources -eRecruitment - Selection Process- Selection techniques -eSelection- Interview Types- Employee Engagement.

**UNIT IV TRAINING AND EMPLOYEE DEVELOPMENT****9**

Types of Training - On-The-Job, Off-The-Job - Training Needs Analysis – Induction and Socialisation Process - Employee Compensation - Wages and Salary Administration – Health and Social Security Measures- Green HRM Practices

**UNIT V CONTROLLING HUMAN RESOURCES****9**

Performance Appraisal – Types - Methods - Collective Bargaining - Grievances Redressal Methods – Employee Discipline – Promotion – Demotion - Transfer – Dismissal - Retrenchment - Union Management Relationship - Recent Trends

**TOTAL 45 : PERIODS**

Upon completion of this course the learners will be able:

CO 1 To understand the Evolution of HRM and Challenges faced by HR Managers

CO 2 To learn about the HR Planning Methods and practices.

CO 3 To acquaint about the Recruitment and Selection Techniques followed in Industries.

CO 4 To know about the methods of Training and Employee Development.

CO 5 To comprehend the techniques of controlling human resources in organisations.

**REFERENCES**

- 1) Gary Dessler and Biju Varkkey, Human Resource Management, 14e , Pearson, 2015.
- 2) Mathis and Jackson, Human Resource Management, Cengage Learning 15e, 2017.
- 3) David A. Decenzo, Stephen.P.Robbins, and Susan L. Verhulst, Human Resource Management, Wiley, International Student Edition, 11th Edition, 2014
- 4) R. Wayne Mondy, Human Resource Management, Pearson , 2015.
- 5) Luis R.Gomez-Mejia, David B.Balkin, Robert L Cardy. Managing Human Resource. PHI Learning. 2012
- 6) John M. Ivancevich, Human Resource Management,12e, McGraw Hill Irwin,2013.
- 7) K. Aswathappa, Sadhna Dash , Human Resource Management - Text and Cases , 9th Edition, McGraw Hill, 2021.
- 8) Uday Kumar Haldar, Juthika Sarkar. Human Resource management. Oxford. 2012

**COURSE OBJECTIVES**

- To develop the basics of business venture financing.
- To impart the knowledge essential for entrepreneurs for financing new ventures.
- To acquaint the learners with the sources of debt and equity financing.
- To empower the learners towards fund raising for new ventures effectively.

**UNIT I ESSENTIALS OF NEW BUSINESS VENTURE 9**

Setting up new Business Ventures – Need - Scope - Franchising - Location Strategy, Registration Process - State Directorate of Industries- Financing for New Ventures - Central and State Government Agencies - Types of loans – Financial Institutions - SFC, IDBI, NSIC and SIDCO.

**UNIT II INTRODUCTION TO VENTURE FINANCING 9**

Venture Finance – Definition – Historic Background - Funding New Ventures- Need – Scope – Types - Cost of Project - Means of Financing - Estimation of Working Capital - Requirement of funds – Mix of Debt and Equity - Challenges and Opportunities.

**UNIT III SOURCES OF DEBT FINANCING 9**

Fund for Capital Assets - Term Loans - Leasing and Hire-Purchase - Money Market instruments – Bonds, Corporate Papers – Preference Capital- Working Capital Management- Fund based Credit Facilities - Cash Credit - Over Draft.

**UNIT IV SOURCES OF EQUITY FINANCING 9**

Own Capital, Unsecured Loan - Government Subsidies , Margin Money- Equity Funding - Private Equity Fund- Schemes of Commercial banks - Angel Funding – Crowdfunding- Venture Capital.

**UNIT V METHODS OF FUND RAISING FOR NEW VENTURES 9**

Investor Decision Process - Identifying the appropriate investors- Targeting investors- Developing Relationships with investors - Investor Selection Criteria- Company Creation- Raising Funds - Seed Funding- VC Selection Criteria – Process- Methods- Recent Trends

**TOTAL 45 : PERIODS****OUTCOMES:**

Upon completion of this course, the students should be able to:

- CO 1 Learn the basics of starting a new business venture.
- CO 2 Understand the basics of venture financing.
- CO 3 Understand the sources of debt financing.
- CO 4 Understand the sources of equity financing.
- CO 5 Acquaint with the methods of fund raising for new business ventures.

**REFERENCES :**

- 1) Principles of Corporate Finance by Brealey and Myers et al., 12<sup>TH</sup> ed, McGraw Hill Education (India) Private Limited, 2018
- 2) Prasanna Chandra, Projects : Planning ,Analysis, Selection ,Financing, Implementation and Review, McGraw Hill Education India Pvt Ltd ,New Delhi , 2019.
- 3) Introduction to Project Finance. Andrew Fight, Butterworth-Heinemann, 2006.
- 4) Metrick, Andrew; Yasuda, Ayako. Venture Capital And The Finance Of Innovation. Venture Capital And The Finance Of Innovation, 2nd Edition, Andrew Metrick And Ayako Yasuda, Eds., John Wiley And Sons, Inc, 2010.
- 5) Feld, Brad; Mendelson, Jason. Venture Deals. Wiley, 2011.
- 6) May, John; Simons, Cal. Every Business Needs An Angel: Getting The Money You Need To Make Your Business Grow. Crown Business, 2001.
- 7) Gompers, Paul Alan; Lerner, Joshua. The Money Of Invention: How Venture Capital Creates New Wealth. Harvard Business Press, 2001.

- 8) Camp, Justin J. Venture Capital Due Diligence: A Guide To Making Smart Investment Choices And Increasing Your Portfolio Returns. John Wiley & Sons, 2002.
- 9) Byers, Thomas. Technology Ventures: From Idea To Enterprise. Mcgraw-Hill Higher Education, 2014.
- 10) Lerner, Josh; Leamon, Ann; Hardyman, Felda. Venture Capital, Private Equity, And The Financing Of Entrepreneurship. 2012.

### **VERTICAL 3: PUBLIC ADMINISTRATION**

**CMG343                      PRINCIPLES OF PUBLIC ADMINISTRATION                      L T P C**  
**3 0 0 3**

**UNIT-I**

1. Meaning, Nature and Scope of Public Administration
2. Importance of Public Administration
3. Evolution of Public Administration

**(9)**

**UNIT-II**

1. New Public Administration
2. New Public Management
3. Public and Private Administration

**(9)**

**UNIT-III**

1. Relationships with Political Science, History and Sociology
2. Classical Approach
3. Scientific Management Approach

**(9)**

**UNIT-IV**

1. Bureaucratic Approach: Max Weber
2. Human Relations Approach : Elton Mayo
3. Ecological Approach : Riggs

**(9)**

**UNIT-V**

1. Leadership: Leadership - Styles - Approaches
2. Communication: Communication Types - Process - Barriers
3. Decision Making: Decision Making - Types, Techniques and Processes.

**(9)**

**TOTAL: 45 PERIODS**

**REFERENCES:**

1. Avasthi and Maheswari: Public Administration in India, Agra:Lakshmi Narain Agarwal,2013.
2. Ramesh K Arora: Indian Public Administration, New Delhi: Wishwa Prakashan, 2012.
3. R.B. Jain: Public Administration in India,21st Century Challenges for Good Governance, New Delhi: Deep and Deep, 2002.
4. Rumki Basu: Public Administration:Concept and Theories, New Delhi:Sterling, 2013.
5. R. Tyagi, Public Administration, Atma Ram & Sons, New Delhi, 1983.

**CMG344    CONSTITUTION OF INDIA    L T P C**  
**3 0 0 3**  
**(9)**

**UNIT-I**

1. Constitutional Development Since 1909 to 1947
2. Making of the Constitution.
3. Constituent Assembly



**UNIT-II** (9)  
1. Fundamental Rights  
2. Fundamental Duties  
3. Directive Principles of State Policy

**UNIT-III** (9)  
1. President  
2. Parliament  
3. Supreme Court

**UNIT-IV** (9)  
1. Governor  
2. State Legislature  
3. High Court

**UNIT-V** (9)  
1. Secularism  
2. Social Justice  
3. Minority Safeguards

**TOTAL: 45 PERIODS**

**REFERENCES:**

1. Basu. D.D.: Introduction to Indian Constitution ; Prentice Hall; New Delhi.
2. Kapur. A.C: Indian Government and Political System; S.Chand and Company Ltd., New Delhi.
3. Johari J.C.: Indian Politics, Vishal Publications Ltd, New Delhi
4. Agarwal R.C: Indian Political System; S.Chand & Co., New Delhi

**CMG345 PUBLIC PERSONNEL ADMINISTRATION** L T P C  
3 0 0 3  
(9)

**UNIT-I**  
1. Meaning, Scope and Importance of Personnel Administration  
2. Types of Personnel Systems: Bureaucratic, Democratic and Representative systems

**UNIT-II** (9)  
1. Generalist Vs Specialist  
2. Civil Servants' Relationship with Political Executive  
3. Integrity in Administration.

**UNIT-III** (9)  
1. Recruitment: Direct Recruitment and Recruitment from Within  
2. Training: Kinds of Training  
3. Promotion

**UNIT-IV** (9)  
1. All India Services  
2. Service Conditions  
3. State Public Service Commission

**UNIT-V** (9)  
1. Employer Employee Relations  
2. Wage and Salary Administration  
3. Allowances and Benefits

**TOTAL: 45 PERIODS**

**REFERENCES:**

1. Stahl Glean O: Public Personnel Administration
2. Parnandikar Pai V.A: Personnel System for Development Administration.

3. Bhambhiru . P: Bureaucracy and Policy in India.
4. Dwivedi O.P and Jain R.B: India's Administrative state.
5. Muttalis M.A: Union Public Service Commission.
6. Bhakara Rao .V: Employer Employee Relations in India.
7. Davar R.S. Personnel Management & Industrial Relations

<b>CMG346</b>	<b>ADMINISTRATIVE THEORIES</b>	<b>L T P C</b>
		<b>3 0 0 3</b>
<b>UNIT I</b>		<b>(9)</b>
Meaning, Scope and significance of Public Administration, Evolution of Public Administration as a discipline and Identity of Public Administration		
<b>UNIT II</b>		<b>(9)</b>
Theories of Organization: Scientific Management Theory, Classical Model, Human Relations Theory		
<b>UNIT III</b>		<b>(9)</b>
Organization goals and Behaviour, Groups in organization and group dynamics, Organizational Design.		
<b>UNIT IV</b>		<b>(9)</b>
Motivation Theories, content, process and contemporary; Theories of Leadership: Traditional and Modern: Process and techniques of decision-making		
<b>UNIT V</b>		<b>(9)</b>
Administrative thinkers: Kautilya, Woodrow Willson, C.I. Barnard . Peter Drucker		
		<b>TOTAL: 45 PERIODS</b>
<b>REFERENCES:</b>		
1. Crozier M : The Bureaucratic phenomenon (Chand)		
2. Blau. P.M and Scott. W : Formal Organizations (RKP)		
3. Presthus. R : The Organizational Society (MAC)		
4. Alvi, Shum Sun Nisa : Eminent Administrative Thinkers.		
5. Keith Davis : Organization Theory (MAC)		

<b>CMG347</b>	<b>INDIAN ADMINISTRATIVE SYSTEM</b>	<b>L T P C</b>
		<b>3 0 0 3</b>
<b>UNIT I</b>		<b>(9)</b>
Evolution and Constitutional Context of Indian Administration, Constitutional Authorities: Finance Commission, Union Public Services Commission, Election Commission, Comptroller and Auditor General of India, Attorney General of India		
<b>UNIT II</b>		<b>(9)</b>
Role & Functions of the District Collector, Relationship between the District Collector and Superintendent of Police, Role of Block Development Officer in development programmes, Local Government		
<b>UNIT III</b>		<b>(9)</b>
Main Features of 73rd Constitutional Amendment Act 1992, Salient Features of 74th Constitutional Amendment Act 1992		
<b>UNIT IV</b>		<b>(9)</b>
Coalition politics in India, Integrity and Vigilance in Indian Administration		

**UNIT V**

Corruption – Ombudsman, Lok Pal &amp; Lok Ayuktha

**(9)****TOTAL: 45 PERIODS****REFERENCES:**

1. S.R. Maheswari : Indian Administration
2. Khera. S.S : Administration in India
3. Ramesh K. Arora : Indian Public Administration
4. T.N. Chaturvedi : State administration in India
5. Basu, D.D : Introduction to the Constitution of India

**CMG348****PUBLIC POLICY ADMINISTRATION****L T P C****3 0 0 3****UNIT-I****(9)**

Meaning and Definition of Public Policy - Nature, Scope and Importance of public policy – Public policy relationship with social sciences especially with political science and Public Administration.

**UNIT-II****(9)**

Approaches in Policy Analysis - Institutional Approach – Incremental Approach and System's Approach – Dror's Optimal Model

**UNIT-III****(9)**

Major stages involved in Policy making Process – Policy Formulation – Policy Implementation – Policy Evaluation.

**UNIT-IV****(9)**

Institutional Framework of Policy making – Role of Bureaucracy – Role of Interest Groups and Role of Political Parties.

**UNIT-V****(9)**

Introduction to the following Public Policies – New Economic Policy – Population Policy – Agriculture policy - Information Technology Policy.

**TOTAL: 45 PERIODS****REFERENCES:**

1. Rajesh Chakrabarti & Kaushik Sanyal : Public Policy in India, Oxford University Press, 2016.
2. Kuldeep Mathur : Public Policy and Politics in India, Oxford University Press, 2016.
3. Bidyutv Chakrabarty: Public Policy: Concept, Theory and Practice, 2015.
4. Pradeep Saxena : Public Policy Administration and Development
5. Sapru R.K. : Public Policy: Formulation, Implementation and Evaluation, Sterling Publishers, 2016.

**VERTICAL 4: BUSINESS DATA ANALYTICS****CMG349****STATISTICS FOR MANAGEMENT****L T P C****3 0 0 3****OBJECTIVE:**

- To learn the applications of statistics in business decision making.

<b>UNIT I</b>	<b>INTRODUCTION</b>	<b>9</b>
Basic definitions and rules for probability, Baye's theorem and random variables, Probability distributions: Binomial, Poisson, Uniform and Normal distributions.		
<b>UNIT II</b>	<b>SAMPLING DISTRIBUTION AND ESTIMATION</b>	<b>9</b>
Introduction to sampling distributions, Central limit theorem and applications, sampling techniques, Point and Interval estimates of population parameters.		
<b>UNIT III</b>	<b>TESTING OF HYPOTHESIS - PARAMETIRC TESTS</b>	<b>9</b>
Hypothesis testing: one sample and two sample tests for means of large samples (z-test), one sample and two sample tests for means of small samples (t-test), ANOVA one way.		
<b>UNIT IV</b>	<b>NON-PARAMETRIC TESTS</b>	<b>9</b>
Chi-square tests for independence of attributes and goodness of fit, Kolmogorov-Smirnov – test for goodness of fit, Mann – Whitney U test and Kruskal Wallis test.		
<b>UNIT V</b>	<b>CORRELATION AND REGRESSION</b>	<b>9</b>
Correlation –Rank Correlation – Regression – Estimation of Regression line – Method of Least Squares – Standard Error of estimate.		

**TOTAL:45 PERIODS**

**OUTCOMES:**

- To facilitate objective solutions in business decision making.
- To understand and solve business problems
- To apply statistical techniques to data sets, and correctly interpret the results.
- To develop skill-set that is in demand in both the research and business environments
- To enable the students to apply the statistical techniques in a work setting.

**REFERENCES:**

1. Richard I. Levin, David S. Rubin, Masood H.Siddiqui, Sanjay Rastogi, Statistics for Management, Pearson Education, 8th Edition, 2017.
2. Prem. S. Mann, Introductory Statistics, Wiley Publications, 9th Edition, 2015.
3. T N Srivastava and Shailaja Rego, Statistics for Management, Tata McGraw Hill, 3rd Edition 2017.
4. Ken Black, Applied Business Statistics, 7th Edition, Wiley India Edition, 2012.
5. David R. Anderson, Dennis J. Sweeney, Thomas A.Williams, Jeffrey D.Camm, James J.Cochran, Statistics for business and economics, 13th edition, Thomson (South – Western) Asia, Singapore, 2016.
6. N. D. Vohra, Business Statistics, Tata McGraw Hill, 2017.

PROGRESS THROUGH KNOWLEDGE

**CMG350**

**DATAMINING FOR BUSINESS INTELLIGENCE**

**L T P C  
3 0 0 3**

**OBJECTIVES :**

- To know how to derive meaning form huge volume of data and information.
- To understand how knowledge discovering process is used in business decision making.

<b>UNIT I</b>	<b>INTRODUCTION</b>	<b>9</b>
Data mining, Text mining, Web mining, Data ware house.		
<b>UNIT II</b>	<b>DATA MINING PROCESS</b>	<b>9</b>
Datamining process – KDD, CRISP-DM, SEMMA Prediction performance measures		
<b>UNIT III</b>	<b>PREDICTION TECHNIQUES</b>	<b>9</b>
Data visualization, Time series – ARIMA, Winter Holts,		

**UNIT IV CLASSIFICATION AND CLUSTERING TECHNIQUES 9**  
Classification, Association, Clustering.

**UNIT V MACHINE LEARNING AND AI 9**  
Genetic algorithms, Neural network, Fuzzy logic, Ant Colony optimization, Particle Swarm optimization

**TOTAL: 45 PERIODS**

**OUTCOMES:**

1. Learn to apply various data mining techniques into various areas of different domains.
2. Be able to interact competently on the topic of data mining for business intelligence.
3. Apply various prediction techniques.
4. Learn about supervised and unsupervised learning technique.
5. Develop and implement machine learning algorithms

**REFERENCES :**

1. Jaiwei Ham and Micheline Kamber, Data Mining concepts and techniques, Kauffmann Publishers 2006
2. Efraim Turban, Ramesh Sharda, Jay E. Aronson and David King, Business Intelligence, Prentice Hall, 2008.
3. W.H.Inmon, Building the Data Warehouse, fourth edition Wiley India pvt. Ltd. 2005.
4. Ralph Kimball and Richard Merz, The data warehouse toolkit, John Wiley, 3rd edition, 2013.
5. Michel Berry and Gordon Linoff, Mastering Data mining, John Wiley and Sons Inc, 2nd Edition, 2011
6. Michel Berry and Gordon Linoff, Data mining techniques for Marketing, Sales and Customer support, John Wiley, 2011
7. G. K. Gupta, Introduction to Data mining with Case Studies, Prentice hall of India, 2011
8. Giudici, Applied Data mining – Statistical Methods for Business and Industry, John Wiley. 2009
9. Elizabeth Vitt, Michael Luckevich Stacia Misner, Business Intelligence, Microsoft, 2011
10. Michalewicz Z., Schmidt M. Michalewicz M and Chiriack C, Adaptive Business Intelligence, Springer – Verlag, 2007
11. Galit Shmueli, Nitin R. Patel and Peter C. Bruce, Data Mining for Business Intelligence – Concepts, Techniques and Applications Wiley, India, 2010.

**CMG351 HUMAN RESOURCE ANALYTICS L T P C**  
**3 0 0 3**

**OBJECTIVE:**

- To develop the ability of the learners to define and implement HR metrics that are aligned with the overall business strategy.
- To know the different types of HR metrics and understand their respective impact and application.
- To understand the impact and use of HR metrics and their connection with HR analytics.
- To understand common workforce issues and resolving them using people analytics.

**UNIT I - INTRODUCTION TO HR ANALYTICS 9**  
People Analytics - stages of maturity - Human Capital in the Value Chain : impact on business – HR metrics and KPIs.

**UNIT II - HR ANALYTICS I: RECRUITMENT 9**  
Recruitment Metrics : Fill-up ratio - Time to hire - Cost per hire - Early turnover - Employee referral hires - Agency hires - Lateral hires - Fulfillment ratio- Quality of hire.

**UNIT III - HR ANALYTICS - TRAINING AND DEVELOPMENT 9**

Training & Development Metrics : Percentage of employees trained- Internally and externally trained -Training hours and cost per employee - ROI.

**UNIT IV - HR ANALYTICS EMPLOYEE ENGAGEMENT AND CAREER PROGRESSION 9**

Employee Engagement Metrics :Talent Retention index - Voluntary and involuntary turnover-grades, performance, and service tenure - Internal hired index Career Progression Metrics: Promotion index - Rotation index - Career path index.

**UNIT V - HR ANALYTICS IV: WORKFORCE DIVERSITY AND DEVELOPMENT 9**

Workforce Diversity and Development Metrics : Employees per manager – Workforce age profiling - Workforce service profiling - Churnover index - Workforce diversity index - Gender mix

**TOTAL: 45 PERIODS**

**OUTCOME:**

- The learners will be conversant about HR metrics and ready to apply at work settings.
- The learners will be able to resolve HR issues using people analytics.

**REFERENCES:**

1. JacFitzenz , The New HR Analytics, AMACOM , 2010.
2. Edwards M. R., & Edwards K, Predictive HR Analytics: Mastering the HR Metric.London: Kogan Page.2016.
3. Human Resources kit for Dummies – 3 rd edition – Max Messmer, 2003
4. Dipak Kumar Bhattacharyya, HR Analytics ,Understanding Theories and Applications, SAGE Publications India ,2017.
5. Sesil, J. C. , Applying advanced analytics to HR management decisions: Methods fo selection, developing incentives, and improving collaboration. Upper Saddle River,New Jersey: Pearson Education,2014.
6. Pease, G., & Beresford, B, Developing Human Capital: Using Analytics to Plan and Optimize Your Learning and Development Investments. Wiley ,2014.
7. Phillips, J., & Phillips, P.P, Making Human Capital Analytics Work: Measuring the ROI of Human Capital Processes and OUTCOME. McGraw-Hill,2014.
8. HR Scorecard and Metrics, HBR, 2001.

**CMG352 MARKETING AND SOCIAL MEDIA WEB ANALYTICS L T P C  
3 0 0 3**

**OBJECTIVE:**

- To showcase the opportunities that exist today to leverage the power of the web and social media

**UNIT I MARKETING ANALYTICS 9**

Marketing Budget and Marketing Performance Measure, Marketing - Geographical Mapping, Data Exploration, Market Basket Analysis

**UNIT II COMMUNITY BUILDING AND MANAGEMENT 9**

History and Evolution of Social Media-Understanding Science of Social Media –Goals for using Social Media- Social Media Audience and Influencers - Digital PR- Promoting Social Media Pages- Linking Social Media Accounts-The Viral Impact of Social Media.

**UNIT III SOCIAL MEDIA POLICIES AND MEASUREMENTS 9**

Social Media Policies-Etiquette, Privacy- ethical problems posed by emerging social media technologies - The Basics of Tracking Social Media.

**UNIT IV WEB ANALYTICS 9**  
Data Collection, Overview of Qualitative Analysis, Business Analysis, KPI and Planning, Critical Components of a Successful Web Analytics Strategy, Proposals & Reports, Web Data Analysis.

**UNIT V SEARCH ANALYTICS 9**  
Search engine optimization (SEO), user engagement, user-generated content, web traffic analysis, online security, online ethics, data visualization.

**TOTAL: 45 PERIODS**

**OUTCOME:**

- The Learners will understand social media, web and social media analytics and their potential impact.

**REFERENCES:**

1. K. M. Shrivastava, Social Media in Business and Governance, Sterling Publishers Private Limited, 2013
2. Christian Fuchs, Social Media a critical introduction, SAGE Publications Ltd, 2014
3. Bittu Kumar, Social Networking, V & S Publishers, 2013
4. Avinash Kaushik, Web Analytics - An Hour a Day, Wiley Publishing, 2007
5. Ric T. Peterson, Web Analytics Demystified, Celilo Group Media and CafePress 2004
6. Takeshi Moriguchi, Web Analytics Consultant Official Textbook, 7th Edition, 2016

**CMG353 OPERATION AND SUPPLY CHAIN ANALYTICS L T P C  
3 0 0 3**

**OBJECTIVE:**

- To treat the subject in depth by emphasizing on the advanced quantitative models and methods in operations and supply chain management and its practical aspects and the latest developments in the field.

**UNIT I INTRODUCTION 9**  
Descriptive, predictive and prescriptive analytics, Data Driven Supply Chains – Basics, transforming supply chains.

**UNIT II WAREHOUSING DECISIONS 9**  
P-Median Methods - Guided LP Approach, Greedy Drop Heuristics, Dynamic Location Models, Space Determination and Layout Methods.

**UNIT III INVENTORY MANAGEMENT 9**  
Dynamic Lot sizing Methods, Multi-Echelon Inventory models, Aggregate Inventory system and LIMIT, Risk Analysis in Supply Chain, Risk pooling strategies.

**UNIT IV TRANSPORTATION NETWORK MODELS 9**  
Minimal Spanning Tree, Shortest Path Algorithms, Maximal Flow Problems, Transportation Problems, Set covering and Set Partitioning Problems, Travelling Salesman Problem, Scheduling Algorithms.

**UNIT V MCDM MODELS 9**  
Analytic Hierarchy Process(AHP), Data Envelopment Analysis (DEA), Fuzzy Logic an Techniques, the analytical network process (ANP), TOPSIS.

**TOTAL: 45 PERIODS**

**OUTCOME:**

- To enable quantitative solutions in business decision making under conditions of certainty, risk and uncertainty.

## REFERENCES:

1. Nada R. Sanders, Big data driven supply chain management: A framework for implementing analytics and turning information into intelligence, Pearson Education, 2014.
2. Michael Watson, Sara Lewis, Peter Cacioppi, Jay Jayaraman, Supply Chain Network Design: Applying Optimization and Analytics to the Global Supply Chain, Pearson Education, 2013.
3. Anna Nagurney, Min Yu, Amir H. Masoumi, Ladimer S. Nagurney, Networks Against Time: Supply Chain Analytics for Perishable Products, Springer, 2013.
4. Muthu Mathirajan, Chandrasekharan Rajendran, Sowmyanarayanan Sadagopan, Arunachalam Ravindran, Parasuram Balasubramanian, Analytics in Operations/Supply Chain Management , I.K. International Publishing House Pvt. Ltd., 2016.
5. Gerhard J. Plenert, Supply Chain Optimization through Segmentation and Analytics, CRC Press, Taylor & Francis Group, 2014.

**CMG354**

**FINANCIAL ANALYTICS**

**L T P C**  
**3 0 0 3**

### OBJECTIVE:

➤ This course introduces a core set of modern analytical tools that specifically target finance applications.

### UNIT I CORPORATE FINANCE ANALYSIS 9

Basic corporate financial predictive modelling- Project analysis- cash flow analysis- cost of capital, Financial Break even modelling, Capital Budget model-Payback, NPV, IRR.

### UNIT II FINANCIAL MARKET ANALYSIS 9

Estimation and prediction of risk and return ( bond investment and stock investment) –Time series-examining nature of data, Value at risk, ARMA, ARCH and GARCH.

### UNIT III PORTFOLIO ANALYSIS 9

Portfolio Analysis – capital asset pricing model, Sharpe ratio, Option pricing models- binomial model for options, Black Scholes model and Option implied volatility.

### UNIT IV TECHNICAL ANALYSIS 9

Prediction using charts and fundamentals – RSI, ROC, MACD, moving average and candle charts, simulating trading strategies. Prediction of share prices.

### UNIT V CREDIT RISK ANALYSIS 9

Credit Risk analysis- Data processing, Decision trees, logistic regression and evaluating credit risk model.

**TOTAL: 45 PERIODS**

### OUTCOME

➤ The learners should be able to perform financial analysis for decision making using excel, Python and R.

## REFERENCES:

1. Financial analytics with R by Mark J. Bennett, Dirk L. Hugen, Cambridge university press.
2. Haskell Financial Data Modeling and Predictive Analytics Paperback – Import, 25 Oct 2013 by Pavel Ryzhov.
3. Quantitative Financial Analytics: The Path To Investment Profits Paperback – Import, 11 Sep 2017 by Edward E Williams (Author), John A Dobelman.
4. Python for Finance - Paperback – Import, 30 Jun 2017 by Yuxing Yan (Author).
5. Mastering Python for Finance Paperback – Import, 29 Apr 2015 by James Ma Weiming.



## VERTICAL 5: ENVIRONMENT AND SUSTAINABILITY

**CES331 SUSTAINABLE INFRASTRUCTURE DEVELOPMENT**

**L T P C  
3 0 0 3**

### **OBJECTIVE:**

- To impart knowledge about sustainable Infrastructure development goals, practices and to understand the concepts of sustainable planning, design, construction, maintenance and decommissioning of infrastructure projects.

### **UNIT I SUSTAINABLE DEVELOPMENT GOALS 9**

Definitions, principles and history of Sustainable Development - Sustainable development goals (SDG): global and Indian – Infrastructure Demand and Supply - Environment and Development linkages - societal and cultural demands – Sustainability indicators - Performance indicators of sustainability and Assessment mechanism - Policy frameworks and practices: global and Indian – Infrastructure Project finance – Infrastructure project life cycle - Constraints and barriers for sustainable development - future directions.

### **UNIT II SUSTAINABLE INFRASTRUCTURE PLANNING 9**

Overview of Infrastructure projects: Housing sector, Power sector, Water supply, road, rail and port transportation sector, rural and urban infrastructure. Environmental Impact Assessment (EIA), Land acquisition -Legal aspects, Resettlement & Rehabilitation and Development - Cost effectiveness Analysis - Risk Management Framework for Infrastructure Projects, Economic, demand, political, socio-environmental and cultural risks. Shaping the Planning Phase of Infrastructure Projects to mitigate risks, Designing Sustainable Contracts, Negotiating with multiple Stakeholders on Infrastructure Projects. Use of ICT tools in planning – Integrated planning - Clash detection in construction - BIM (Building Information Modelling).

### **UNIT III SUSTAINABLE CONSTRUCTION PRACTICES AND TECHNIQUES 9**

Sustainability through lean construction approach - Enabling lean through information technology – Lean in planning and design - IPD (Integrated Project Delivery) - Location Based Management System - Geospatial Technologies for machine control, site management, precision control and real time progress monitoring - Role of logistics in achieving sustainable construction – Data management for integrated supply chains in construction - Resource efficiency benefits of effective logistics - Sustainability in geotechnical practice – Design considerations, Design Parameters and Procedures – Quality control and Assurance - Use of sustainable construction techniques: Precast concrete technology, Pre-engineered buildings.

### **UNIT IV SUSTAINABLE CONSTRUCTION MATERIALS 9**

Construction materials: Concrete, steel, glass, aluminium, timber and FRP - No/Low cement concrete - Recycled and manufactured aggregate - Role of QC and durability - Sustainable consumption – Eco-efficiency - green consumerism - product stewardship and green engineering - Extended producer responsibility – Design for Environment Strategies, Practices, Guidelines, Methods, And Tools. Eco-design strategies –Design for Disassembly - Dematerialization, rematerialization, transmaterialization – Green procurement and green distribution - Analysis framework for reuse and recycling – Typical constraints on reuse and recycling - Communication of Life Cycle Information - Indian Eco mark scheme - Environmental product declarations – Environmental marketing- Life cycle Analysis (LCA), Advances in LCA: Hybrid LCA, Thermodynamic LCA - Extending LCA - economic dimension, social dimension - Life cycle costing (LCC) - Combining LCA and LCC – Case studies

### **UNIT V SUSTAINABLE MAINTENANCE OF INFRASTRUCTURE PROJECTS 9**

Case Studies - Sustainable projects in developed countries and developing nations - An Integrated Framework for Successful Infrastructure Planning and Management - Information Technology and Systems for Successful Infrastructure Management, - Structural Health Monitoring for Infrastructure projects - Innovative Design and Maintenance of Infrastructure Facilities - Capacity

Building and Improving the Governments Role in Infrastructure Implementation, Infrastructure Management Systems and Future Directions. – Use of Emerging Technologies – IoT, Big Data Analytics and Cloud Computing, Artificial Intelligences, Machine and Deep Learning, Fifth Generation (5G) Network services for maintenance .

**TOTAL: 45 PERIODS**

**OUTCOME:**

On completion of the course, the student is expected to be able to

**CO1** Understand the environment sustainability goals at global and Indian scenario.

**CO2** Understand risks in development of projects and suggest mitigation measures.

**CO3** Apply lean techniques, LBMS and new construction techniques to achieve sustainability in infrastructure construction projects.

**CO4** Explain Life Cycle Analysis and life cycle cost of construction materials.

**CO5** Explain the new technologies for maintenance of infrastructure projects.

**REFERENCES:**

1. Charles J Kibert, Sustainable Construction : Green Building Design & Delivery, 4th Edition , Wiley Publishers 2016.
2. Steve Goodhew, Sustainable Construction Process, Wiley Blackwell,UK, 2016.
3. Craig A. Langston & Grace K.C. Ding, Sustainable Practices in the Built Environment, Butterworth Heinemann Publishers, 2011.
4. William P Spence, Construction Materials, Methods & Techniques (3e), Yesdee Publication Pvt. Ltd, 2016.
5. New Building Materials and Construction World magazine
6. Kerry Turner. R, "Sustainable Environmental Management", Principles and Practice Publisher:Belhaven Press,ISBN:1852930039.
7. Munier N, "Introduction to Sustainability", Springer2005
8. Sharma, "Sustainable Smart Cities In India: Challenges And Future Perspectives", SPRINGER, 2022.
9. Ralph Horne, Tim Grant, KarliVerghese, Life Cycle Assessment: Principles, Practice and Prospects, Csiro Publishing,2009
10. European Commission - Joint Research Centre - Institute for Environment and Sustainability: International Reference Life Cycle Data System (ILCD) Handbook - General guide for Life Cycle Assessment - Detailed guidance. Luxembourg. European Union;2010
11. Hudson, Haas, Uddin, Infrastructure management: integrating design, construction, maintenance, rehabilitation, and renovation, McGraw Hill, (1997).
12. GregerLundesjö, Supply Chain Management and Logistics in Construction: Delivering Tomorrow's Built Environment, Kogan Page Publishers, 2015.

**CO's- PO's & PSO's MAPPING**

CO's	PO's												PSO's		
	1	2	3	4	5	6	7	8	9	10	11	12	1	2	3
1	2		1	1		2	3	1	1		2	1	1	2	1
2	3	1	3	2	1	2	2		1	1	1	2	2	2	2
3	2	2	3	1	1	1	1				1	1	1	3	1
4	3	1	3	2	2	1	3	1	1	1	1	2	2	2	2
5	3	1	2	2	2	2	3	1		1	1	2	2	3	2
Avg.	3	1	3	2	2	2	3	1	1	1	1	2	2	3	2

**OBJECTIVES:**

- To educate the students about the issues of sustainability in agroecosystems, introduce the concepts and principles of agroecology as applied to the design and management of sustainable agricultural systems for a changing world.

**UNIT I AGROECOLOGY, AGROECOSYSTEM AND SUSTAINABLE AGRICULTURE CONCEPTS 9**

Ecosystem definition - Biotic Vs. abiotic factors in an ecosystem - Ecosystem processes - Ecological services and agriculture - Problems associated with industrial agriculture/food systems - Defining sustainability - Characteristics of sustainable agriculture - Difference between regenerative and sustainable agriculture systems

**UNIT II SOIL HEALTH, NUTRIENT AND PEST MANAGEMENT 9**

Soil health definition - Factors to consider (physical, chemical and biological) - Composition of healthy soils - Soil erosion and possible control measures - Techniques to build healthy soil - Management practices for improving soil nutrient - Ecologically sustainable strategies for pest and disease control

**UNIT III WATER MANAGEMENT 9**

Soil water storage and availability - Plant yield response to water - Reducing evaporation in agriculture - Earthworks and tanks for rainwater harvesting - Options for improving the productivity of water - Localized irrigation - Irrigation scheduling - Fertigation - Advanced irrigation systems and agricultural practices for sustainable water use

**UNIT IV ENERGY AND WASTE MANAGEMENT 9**

Types and sources of agricultural wastes - Composition of agricultural wastes - Sustainable technologies for the management of agricultural wastes - Useful and high value materials produced using different processes from agricultural wastes - Renewable energy for sustainable agriculture

**UNIT V EVALUATING SUSTAINABILITY IN AGROECOSYSTEMS 9**

Indicators of sustainability in agriculture - On-farm evaluation of agroecosystem sustainability - Alternative agriculture approaches/ farming techniques for sustainable food production - Goals and components of a community food system - Case studies

**TOTAL: 45 PERIODS**

**OUTCOME**

On completion of the course, the student is expected to be able to

- CO1** Have an in-depth knowledge about the concepts, principles and advantages of sustainable agriculture
- CO2** Discuss the sustainable ways in managing soil health, nutrients, pests and diseases
- CO3** Suggest the ways to optimize the use of water in agriculture to promote an ecological use of resources
- CO4** Develop energy and waste management plans for promoting sustainable agriculture in non-sustainable farming areas
- CO5** Assess an ecosystem for its level of sustainability and prescribe ways of converting to a sustainable system through the redesign of a conventional agroecosystem

**REFERENCES:**

1. Approaches to Sustainable Agriculture – Exploring the Pathways Towards the Future of Farming, Oberc, B.P. & Arroyo Schnell, A., IUCN, Belgium, 2020
2. Natural bioactive products in sustainable agriculture, Singh, J. & Yadav, A.N., Springer, 2020
3. Organic Farming for Sustainable Agriculture, Nandwani, D., Springer, 2016
4. Principles of Agronomy for Sustainable Agriculture, Villalobos, F.J. & Fereres, E., Springer, 2016

5. Sustainable Agriculture for Food Security: A Global Perspective, Balkrishna, A., CRC Press, 2021
6. Sustainable Energy Solutions in Agriculture, Bundschuh, J. & Chen, G., CRC Press, 2014

### CO – PO Mapping - SUSTAINABLE AGRICULTURE PRACTICES

CO's	PO's												PSO's		
	1	2	3	4	5	6	7	8	9	10	11	12	1	2	3
1		2						2		2			2	2	
2		2		2	2	2							3	2	
3				2		2							3	2	3
4	3	2			2			2	2	2	2		3	2	3
5		2	3	2			1					1		2	
<b>Avg.</b>	3	2	3	2	2	2	1	2	2	2	2	1	3	2	3

1 – Low; 2 – Medium; 3 – High; ‘- ‘– No correlation

CES333

SUSTAINABLE BIOMATERIALS

L T P C  
3 0 0 3

#### OBJECTIVES

- To Impart knowledge of biomaterials and their properties
- To learn about Fundamentals aspects of Biopolymers and their applications
- To learn about bioceramics and biopolymers
- To introduce the students about metals as biomaterials and their usage as implants
- To make the students understand the significance of bionanomaterials and its applications.

#### UNIT I INTRODUCTION TO BIOMATERIALS

9

Introduction: Definition of biomaterials, requirements & classification of biomaterials- Types of Biomaterials- Degradable and resorbable biomaterials- engineered natural materials- Biocompatibility-Hydrogels-pyrolitic carbon for long term medical implants-textured and porous materials-Bonding types- crystal structure-imperfection in crystalline structure-surface properties and adhesion of materials –strength of biological tissues-performance of implants-tissue response to implants- Impact and Future of Biomaterials

#### UNIT II BIO POLYMERS

9

Molecular structure of polymers -Molecular weight - Types of polymerization techniques–Types of polymerization reactions- Physical states of polymers- Common polymeric biomaterials - Polyethylene -Polymethylmethacrylate (PMMA-Polylactic acid (PLA) and polyglycolic acid (PGA) - Polycaprolactone (PCL) - Other biodegradable polymers –Polyurethan- reactions polymers for medical purposes - Collagens- Elastin- Cellulose and derivatives-Synthetic polymeric membranes and their biological applications

#### UNIT III BIO CERAMICS AND BIOCOSMOSITES

9

General properties- Bio ceramics -Silicate glass - Alumina (Al<sub>2</sub>O<sub>3</sub>) -Zirconia (ZrO<sub>2</sub>)-Carbon-Calcium phosphates (CaP)- Resorbable Ceramics- surface reactive ceramics- Biomedical Composites-Polymer Matrix Composite(PMC)-Ceramic Matrix Composite(CMC)-Metal Matrix Composite (MMC)–glass ceramics - Orthopedic implants-Tissue engineering scaffolds

#### UNIT IV METALS AS BIOMATERIALS

9

Biomedical metals-types and properties-stainless steel-Cobalt chromium alloys-Titanium alloys-Tantalum-Nickel titanium alloy (Nitinol)- magnesium-based biodegradable alloys-surface properties

of metal implants for osteointegration-medical application-corrosion of metallic implants – biological tolerance of implant metals

## UNIT V NANOBIMATERIALS

9

Meatllc nanobiomaterials–Nanopolymers-Nanoceramics- Nanocomposites -Carbon based nanobiomaterials - transport of nanoparticles- release rate-positive and negative effect of nanosize-nanofibres-Nano and micro features and their importance in implant performance-Nanosurface and coats-Applications nanoantibiotics-Nanomedicines- Biochips – Biomimetics-BioNEMs -Biosensor-Bioimaging/Molecular Imaging- challenges and future perspective.

**TOTAL : 45 PERIODS**

### OUTCOMES

- Students will gain familiarity with Biomaterials and they will understand their importance.
- Students will get an overview of different biopolymers and their properties
- Students gain knowledge on some of the important Bioceramics and Biocomposite materials
- Students gain knowledge on metals as biomaterials
- Student gains knowledge on the importance of nanobiomaterials in biomedical applications.

### REFERENCES

1. C. Mauli Agrawal, Joo L. Ong, Mark R. Appleford, Gopinath Mani “Introduction to Biomaterials Basic Theory with Engineering Applications” Cambridge University Press, 2014.
2. Donglu shi “Introduction to Biomaterials” Tsinghua University press, 2006.
3. Joon Park, R.S.Lakes “Biomaterials An Introduction” third edition, Springer 2007.
4. M.Jaffe,W.Hammond, P.Tolias and T.Arinzeh “Characterization of Biomaterials” Wood head publishing, 2013.
5. Buddy D.Ratner and Allan S.Hoffman Biomaterials Science “An Introduction to Material in Medicine” Third Edition, 2013.
6. VasifHasirci, NesrinHasirci “Fundamentals of Biomaterials” Springer, 2018
7. Leopoldo Javier Rios Gonzalez. “Handbook of Research on Bioenergy and Biomaterials: Consolidated and green process” Apple academic press, 2021.
8. Devarajan Thangadurai, Jeyabalan Sangeetha, Ram Prasad “Functional Bionanomaterials” springer, 2020.
9. Sujata.V.Bhat Biomaterials; Narosa Publishing house, 2002.

CES334

**MATERIALS FOR ENERGY SUSTAINABILITY**

**L T P C  
3 0 0 3**

### OBJECTIVES

- To familiarize the students about the challenges and demands of energy sustainability
- To provide fundamental knowledge about electrochemical devices and the materials used.
- To introduce the students to various types of fuel cell
- To enable students to appreciate novel materials and their usage in photovoltaic application
- To introduce students to the basic principles of various types Supercapacitors and the materials used.

## UNIT I SUSTAINABLE ENERGY SOURCES

9

Introduction to energy demand and challenges ahead – sustainable source of energy (wind, solar etc.) – electrochemical energy systems for energy harvesting and storage – materials for sustainable electrochemical systems building – India centric solutions based on locally available

materials – Economics of wind and solar power generators vs. conventional coal plants – Nuclear energy

## **UNIT II ELECTROCHEMICAL DEVICES 9**

Electrochemical Energy – Difference between primary and secondary batteries – Secondary battery (Li-ion battery, Sodium-ion battery, Li-S battery, Li-O<sub>2</sub> battery, Nickel Cadmium, Nickel Metal Hydride) – Primary battery (Alkaline battery, Zinc-Carbon battery) – Materials for battery (Anode materials – Lithiated graphite, Sodiated hard carbon, Silicon doped graphene, Lithium Titanate) (Cathode Materials – S, LiCoO<sub>2</sub>, LiFePO<sub>4</sub>, LiMn<sub>2</sub>O<sub>4</sub>) – Electrolytes for Lithium-ion battery (ethylene carbonate and propylene carbonate based)

## **UNIT III FUEL CELLS 9**

Principle of operation of fuel cells – types of fuel cells (Proton exchange membrane fuel cells, alkaline fuel cell, direct methanol fuel cells, direct borohydride fuel cells, phosphoric acid fuel cells, solid oxide fuel cells, and molten carbonate fuel cells) – Thermodynamics of fuel cell – Fuel utilization – electrolyte membrane (proton conducting and anion conducting) – Catalysts (Platinum, Platinum alloys, carbon supported platinum systems and metal oxide supported platinum catalysts) – Anatomy of fuel cells (gas diffusion layer, catalyst layer, flow field plate, current conductors, bipolar plates and monopolar plates).

## **UNIT IV PHOTOVOLTAICS 9**

Physics of the solar cell – Theoretical limits of photovoltaic conversion – bulk crystal growth of Si and wafering for photovoltaic application - Crystalline silicon solar cells – thin film silicon solar cells – multijunction solar cells – amorphous silicon based solar cells – photovoltaic concentrators – Cu(InGa)Se<sub>2</sub> solar cells – Cadmium Telluride solar cells – dye sensitized solar cells – Perovskite solar cells – Measurement and characterization of solar cells - Materials used in solar cells (metallic oxides, CNT films, graphene, OD fullerenes, single-multi walled carbon nanotubes, two-dimensional Graphene, organic or Small molecule-based solar cells materials - copper-phthalocyanine and perylenetetracarboxylicbis - benzene – fullerenes - boron subphthalocyanine-tin (II) phthalocyanine)

## **UNIT V SUPERCAPACITORS 9**

Supercapacitor –types of supercapacitors (electrostatic double-layer capacitors, pseudo capacitors and hybrid capacitors) - design of supercapacitor-three and two electrode cell-parameters of supercapacitor- Faradaic and non - Faradaic capacitance – electrode materials (transition metal oxides (MO), mixed metal oxides, conducting polymers (CP), Mxenes, nanocarbons, non-noble metal, chalcogenides, hydroxides and 1D-3D metal-organic frame work (MOF), activated carbon fibres (ACF)- Hydroxides-Based Materials - Polyaniline (PANI), a ternary hybrid composite-conductive polypyrrole hydrogels – Different types of nanocomposites for the SC electrodes (carbon-carbon composites, carbon-MOs composites, carbon-CPs composites and MOs-CPs composites) - Two-Dimensional (2D) Electrode Materials - 2D transition metal carbides, carbonitrides, and nitrides.

**TOTAL : 45 PERIODS**

### **OUTCOMES**

- Students will acquire knowledge about energy sustainability.
- Students understand the principles of different electrochemical devices.
- Students learn about the working of fuel cells and their application.
- Students will learn about various Photovoltaic applications and the materials used.
- The students gain knowledge on different types of supercapacitors and the performance of various materials

### **REFERENCES**

1. Functional materials for sustainable energy applications; John A. Kilner, Stephen J. Skinner, Stuart J. C. Irvine and Peter P. Edwards.
2. Hand Book of Fuel Cells: Fuel Cell Technology and Applications, Wolf Vielstich, Arnold Lamm, Hubert Andreas Gasteiger, Harumi Yokokawa, Wiley, London 2003.

3. B.E. Conway, Electrochemical supercapacitors: scientific fundamentals and technological applications, Kluwer Academic / Plenum publishers, New York, 1999.
4. T.R. Crompton, Batteries reference book, Newners, 3rd Edition, 2002.
5. Materials for Supercapacitor applications; B.Viswanathan. M.Aulice Scibioh
6. Electrode Materials for Supercapacitors: A Review of Recent Advances, Parnia Forouzandeh, Vignesh Kumaravel and Suresh C. Pillai, catalysts 2020.
7. Recent advances, practical challenges, and perspectives of intermediate temperature solid oxide fuel cell cathodes Amanda Ndubuisi, Sara Abouali, Kalpana Singh and VenkataramanThangadurai, J. Mater. Chem. A, 2022.
8. Review of next generation photovoltaic solar cell technology and comparative materialistic development Neeraj Kant, Pushpendra Singh, Materials Today: Proceedings, 2022.

**CES335**

**GREEN TECHNOLOGY**

**L T P C**  
**3 0 0 3**

**COURSE OBJECTIVE:**

- To acquire knowledge on green systems and the environment, energy technology and efficiency, and sustainability.
- To provide green engineering solutions to energy demand, reduced energy footprint.

**UNIT I PRINCIPLES OF GREEN CHEMISTRY 9**

Historical Perspectives and Basic Concepts. The twelve Principles of Green Chemistry and green engineering. Green chemistry metrics- atom economy, E factor, reaction mass efficiency, and other green chemistry metrics, application of green metrics analysis to synthetic plans.

**UNIT II POLLUTION TYPES 9**

Pollution – types, causes, effects, and abatement. Waste – sources of waste, different types of waste, chemical, physical and biochemical methods of waste minimization and recycling.

**UNIT III GREEN REAGENTS AND GREEN SYNTHESIS 9**

Environmentally benign processes- alternate solvents- supercritical solvents, ionic liquids, water as a reaction medium, energy-efficient design of processes- photo, electro and sono chemical methods, microwave-assisted reactions

**UNIT IV DESIGNING GREEN PROCESSES 9**

Safe design, process intensification, in process monitoring. Safe product and process design – Design for degradation, Real-time Analysis for pollution prevention, inherently safer chemistry for accident prevention

**UNIT V GREEN NANOTECHNOLOGY 9**

Nanomaterials for water treatment, nanotechnology for renewable energy, nanotechnology for environmental remediation and waste management, nanotechnology products as potential substitutes for harmful chemicals, environmental concerns with nanotechnology

**TOTAL: 45 PERIODS**

**COURSE OUTCOMES**

- CO1: To understand the principles of green engineering and technology  
 CO2: To learn about pollution using hazardous chemicals and solvents  
 CO3: To modify processes and products to make them green and safe.  
 CO4: To design processes and products using green technology  
 CO5: To understand advanced technology in green synthesis

**TEXT BOOKS**

1. Green technology and design for the environment, Samir B. Billatos, Nadia A. Basaly, Taylor & Francis, Washington, DC, ©1997

- Green Chemistry – An introductory text - M. Lancaster, RSC,2016.
- Green chemistry metrics - Alexi Lapkin and David Constable (Eds) , Wiley publications,2008

## REFERENCE BOOKS

- Environmental chemistry, Stanley E Manahan, Taylor and Francis, 2017

## CES336 ENVIRONMENTAL QUALITY MONITORING AND ANALYSIS

L T P C  
3 0 0 3

### OBJECTIVES:

- To understand and study the complexity of the environment in relation to pollutants generated due to industrial activity.
- To analyze the quality of the environmental parameters and monitor the same for the purpose of environmental risk assessment.

### UNIT I ENVIRONMENTAL MONITORING AND STANDARDS 9

Introduction- Environmental Standards- Classification of Environmental Standards- Global Environmental Standards- Environmental Standards in India- Ambient air quality standards- water quality standard- Environmental Monitoring-Need for environmental monitoring- Concepts of environmental monitoring- Techniques of Environmental Monitoring.

### UNIT II MONITORING OF ENVIRONMENTAL PARAMETERS 9

Current Environmental Issues- Global Environmental monitoring programme-International conventions- Application of Environmental Monitoring- Atmospheric Monitoring - screening parameters – Significance of environmental sampling- sampling methods – water sampling - sampling of ambient air-sampling of flue gas.

### UNIT III ANALYTICAL METHODS FOR ENVIRONMENTAL MONITORING 9

Classification of Instrumental Method- Analysis of Organic Pollutants by Spectrophotometric methods -Determination of nitrogen, phosphorus and, chemical oxygen demand (COD) in sewage; Biochemical oxygen demand (BOD)- Sampling techniques for air pollution measurements; analysis of particulates and air pollutants like oxides of nitrogen, oxides of sulfur, carbon monoxide, hydrocarbon; Introduction to advanced instruments for environmental analysis

### UNIT IV ENVIRONMENTAL MONITORING PROGRAMME (EMP) & RISKASSESSMENT9

Water quality monitoring programme- national water quality monitoring- Parameters for National Water Quality Monitoring- monitoring protocol; Process of risk assessment- hazard identification- exposure assessment- dose-response assessment; risk characterization.

### UNIT V AUTOMATED DATA ACQUISITION AND PROCESSING 9

Data Acquisition for Process Monitoring and Control - The Data Acquisition System - Online Data Acquisition, Monitoring, and Control - Implementation of a Data Management System - Review of Observational Networks -Sensors and transducers- classification of transducers- data acquisition system- types of data acquisition systems- data management and quality control; regulatory overview.

**TOTAL: 45 PERIODS**

### COURSE OUTCOMES

After completion of this course, the students will know

CO1	Basic concepts of environmental standards and monitoring.
CO2	the ambient air quality and water quality standards;
CO3	the various instrumental methods and their principles for environmental monitoring
CO4	The significance of environmental standards in monitoring quality and sustainability of the environment.
CO5	the various ways of raising environmental awareness among the people.



CO6	Know the standard research methods that are used worldwide for monitoring the environment.
-----	--

### TEXTBOOKS

1. Environmental monitoring Handbook, Frank R. Burden, © 2002 by The McGraw-Hill Companies, Inc.
2. Handbook of environmental analysis: chemical pollutants in the air, water, soil, and solid wastes / Pradyot Patnaik, © 1997 by CRC Press, Inc

### REFERENCES

1. Environmental monitoring / edited by G. Bruce Wiersma, © 2004 by CRC Press LLC.
2. H. H. Willard, L. L. Merit, J. A. Dean and F. A. Settle, Instrumental Methods of Analysis, CBP Publishers and Distributors, New Delhi, 1988.
3. Heaslip, G. (1975) Environmental Data Handling. John Wiley & Sons. New York.

### Course Articulation Matrix

Course Outcomes	Program Outcomes														
	PO 1	PO 2	PO 3	PO 4	PO 5	PO 6	PO 7	PO 8	PO 9	PO 10	PO 11	PO 12	PS O1	PS O2	PS O3
CO1	1	1	1	-	-	-	-	-	-	-	-	-	3	-	-
CO2	1	1	1	1	1	-	-	-	1	-	2	2	2	1	1
CO3	1	1	2	1	1	-	-	-	2	-	1	1	1	-	-
CO4	1	2	3	3	1	-	-	-	2	-	3	3	1	-	-
CO5	1	1	3	2	1	-	-	-	3	-	3	1	2	-	-
CO6	3	2	3	3	2	-	-	-	3	-	3	3	3	1	1
Over all	3	2	3	3	2	-	-	-	3	-	3	3	3	1	1

### CES337 INTEGRATED ENERGY PLANNING FOR SUSTAINABLE DEVELOPMENT L T P C 3 0 0 3

#### COURSE OBJECTIVES:

1. To create awareness on the energy scenario of India with respect to world
2. To understand the fundamentals of energy sources, energy efficiency and resulting environmental implications of energy utilisation
3. Familiarisation on the concept of sustainable development and its benefits
4. Recognize the potential of renewable energy sources and its conversion technologies for attaining sustainable development
5. Acquainting with energy policies and energy planning for sustainable development

#### UNIT I ENERGY SCENARIO 9

Comparison of energy scenario – India and World (energy sources, generation mix, consumption pattern, T&D losses, energy demand, per capita energy consumption) – energy pricing – Energy security

#### UNIT II ENERGY AND ENVIRONMENT 9

Conventional Energy Sources - Emissions from fuels – Air, Water and Land pollution – Environmental standards - measurement and controls

#### UNIT III SUSTAINABLE DEVELOPMENT 9

Sustainable Development: Concepts and Stakeholders, Sustainable Development Goal (SDG) - Social development: Poverty, conceptual issues and measures, impact of poverty. Globalization and Economic growth - Economic development: Economic inequalities, Income and growth.

**UNIT IV RENEWABLE ENERGY TECHNOLOGY****9**

Renewable Energy – Sources and Potential – Technologies for harnessing from Solar, Wind, Hydro, Biomass and Oceans – Principle of operation, relative merits and demerits

**UNIT V ENERGY PLANNING FOR SUSTAINABLE DEVELOPMENT****9**

National & State Energy Policy - National solar mission - Framework of Central Electricity Authority - National Hydrogen Mission - Energy and climate policy - State Energy Action Plan, RE integration, Road map for ethanol blending, Energy Efficiency and Energy Mix

**TOTAL: 45 PERIODS****COURSE OUTCOMES:**

Upon completion of this course, the students will be able to

1. Understand the world and Indian energy scenario
2. Analyse energy projects, its impact on environment and suggest control strategies
3. Recognise the need of Sustainable development and its impact on human resource development
4. Apply renewable energy technologies for sustainable development
5. Fathom Energy policies and planning for sustainable development.

**REFERENCES:**

1. Energy Manager Training Manual (4Volumes) available at [http://www.em-  
ea.org/gbook1.asp](http://www.em-<br/>ea.org/gbook1.asp), a website administered by Bureau of Energy Efficiency (BEE), a statutory body under Ministry of Power, Government of India.2004
2. Robert Ristirer and Jack P. Kraushaar, "Energy and the environment", Wiley, 2005.
3. Godfrey Boyle, "Renewable Energy, Power for a Sustainable Future", Oxford University Press, U.K., 2012
4. Twidell, J.W. & Weir A., "Renewable Energy Resources", EFNSpon Ltd., UK, 2015.
5. Dhandapani Alagiri, Energy Security in India Current Scenario, The ICFAI University Press, 2006.
6. M.H. Fulekar, Bhawana Pathak, R K Kale, "Environment and Sustainable Development" Springer, 2016
7. <https://www.niti.gov.in/verticals/energy>

**CES338 ENERGY EFFICIENCY FOR SUSTAINABLE DEVELOPMENT****L T P C  
3 0 0 3****COURSE OBJECTIVES:**

1. To understand the types of energy sources, energy efficiency and environmental implications of energy utilisation
2. To create awareness on energy audit and its impacts
3. To acquaint the techniques adopted for performance evaluation of thermal utilities
4. To familiarise on the procedures adopted for performance evaluation of electrical utilities
5. To learn the concept of sustainable development and the implication of energy usage

**UNIT I ENERGY AND ENVIRONMENT****9**

Primary energy sources - Coal, Oil, Gas – India Vs World with respect to energy production and consumption, Climate Change, Global Warming, Ozone Depletion, UNFCCC, COP

**UNIT II ENERGY AUDITING****9**

Need and types of energy audit. Energy management (audit) approach-understanding energy costs, bench marking, energy performance, matching energy use to requirement, maximizing system efficiencies, optimizing the input energy requirements, fuel & energy substitution, energy audit instruments

<b>UNIT III</b>	<b>ENERGY EFFICIENCY IN THERMAL UTILITIES</b>	<b>9</b>
Energy conservation avenues in steam generation and utilisation, furnaces, Thermic Fluid Heaters. Insulation and Refractories - Commercial waste heat recovery devices: recuperator, regenerator, heat pipe, heat exchangers (Plate, Shell & Tube), heat pumps, and thermocompression		
<b>UNIT IV</b>	<b>ENERGY CONSERVTION IN ELECTRICAL UTILITIES</b>	<b>9</b>
Demand side management - Power factor improvement – Energy efficient transformers - Energy conservation avenues in Motors, HVAC, fans, blowers, pumps, air compressors, illumination systems and cooling towers		
<b>UNIT V</b>	<b>SUSTAINABLE DEVELOPMENT</b>	<b>9</b>
Sustainable Development: Concepts and Stakeholders, Sustainable Development Goal (SDG). Globalization and Economic growth. Economic development: Economic inequalities, Income and growth. Social development: Poverty, conceptual issues and measures, impact of poverty,		
		<b>TOTAL: 45 PERIODS</b>

**COURSE OUTCOMES:**

Upon completion of this course, the students will be able to

1. Understand the prevailing energy scenario
2. Familiarise on energy audits and its relevance
3. Apply the concept of energy audit on thermal utilities
4. Employ relevant techniques for energy improvement in electrical utilities
5. Understand Sustainable development and its impact on human resource development

**REFERENCES:**

1. Energy Manager Training Manual (4Volumes) available at [http://www.em-  
ea.org/gbook1.asp](http://www.em-<br/>ea.org/gbook1.asp), a website administered by Bureau of Energy Efficiency (BEE), a statutory body under Ministry of Power, Government of India.2004
2. Eastop.T.D& Croft D.R, “Energy Efficiency for Engineers and Technologists”, Logman Scientific & Technical, ISBN-0-582-03184, 1990
3. W.R. Murphy and G. McKay “Energy Management” Butterworths, London 1987
4. Pratap Bhattacharyya, “Climate Change and Greenhouse Gas Emission”, New India Publishing Agency- Nipa,2020
5. Matthew John Franchetti , Defne Apul “Carbon Footprint Analysis: Concepts, Methods, Implementation, and Case Studies” CRC Press,2012
6. Robert A. Ristinen, Jack J. Kraushaar, Jeffrey T. Brack, “Energy and the Environment”, 4th Edition,Wiley,2022
7. M.H. Fulekar,Bhawana Pathak, R K Kale,“Environment and Sustainable Development” Springer,2016
8. Sustainable development in India: Stocktaking in the run up to Rio+20: Report prepared by TERI for MoEF, 2011.