

**ANNA UNIVERSITY, CHENNAI  
UNIVERSITY DEPARTMENTS  
REGULATIONS – 2019  
CHOICE BASED CREDIT SYSTEM  
MASTER OF COMPUTER APPLICATIONS**

**DEPARTMENT OF INFORMATION SCIENCE AND TECHNOLOGY**


**VISION OF THE DEPARTMENT:**

To educate students with conceptual knowledge and technical skills in the field of Information Technology with moral and ethical values to achieve excellence in academic, industry and research centric environments.

**MISSION OF THE DEPARTMENT:**

1. To inculcate in students a firm foundation in theory and practice of IT skills coupled with the thought process for disruptive innovation and research methodologies, to keep pace with emerging technologies.
2. To provide a conducive environment for all academic, administrative and interdisciplinary research activities using state-of-the-art technologies.
3. To stimulate the growth of graduates and doctorates, who will enter the workforce as productive IT engineers, researchers and entrepreneurs with necessary soft skills, and continue higher professional education with competence in the global market.
4. To enable seamless collaboration with the IT industry and Government for consultancy and sponsored research.
5. To cater to cross-cultural, multinational and demographic diversity of students.
6. To educate the students on the social, ethical, and moral values needed to make significant contributions to society.

*Attested*



**DIRECTOR**  
Centre for Academic Courses  
Anna University, Chennai-600 025

**ANNA UNIVERSITY, CHENNAI**  
**UNIVERSITY DEPARTMENTS**  
**REGULATIONS – 2019**  
**CHOICE BASED CREDIT SYSTEM**  
**MASTER OF COMPUTER APPLICATIONS**

**1. PROGRAMME EDUCATIONAL OBJECTIVES (PEOs):**

1. To prepare students to excel in computer applications to succeed in industry/ technical profession.
2. To provide students with solid foundation in mathematical and computing fundamentals and techniques required to solve technology related problems and also to pursue higher studies and research.
3. To train students with breadth of knowledge so as to comprehend, analyze, design and create computing solutions for the real life problems.
4. To inculcate a professional and ethical attitude in students, in order to work towards a broader social context.
5. To develop students with leadership qualities, and continuous learning ability on technology and trends needed for a successful career.

**2. PROGRAMME OUTCOMES (POs):**

After going through the three years of study, our Masters in Computer Applications Graduates will exhibit:

<b>PO#</b>	<b>Programme Outcome</b>
1.	An ability to independently carry out research/investigation and development work to solve practical problems.
2.	An ability to write and present a substantial technical report/document.
3.	An ability to demonstrate a degree of mastery over design and development of computer applications.
4.	An ability to create, select, adapt and apply appropriate innovative techniques, resources, and modern computing tools to complex computing activities with an understanding of the limitations.
5.	An ability to recognize the need and to engage in independent learning for continual development as a computing professional.
6.	An ability to function effectively as an individual and as a member/leader of a team in various technical environments.

*Attested*

  
**DIRECTOR**  
Centre for Academic Courses  
Anna University, Chennai-600 025

### 3. PEO/PO Mapping:

PROGRAMME EDUCATIONAL OBJECTIVES						
	PO1	PO2	PO3	PO4	PO5	PO6
I	✓		✓	✓	✓	✓
II	✓	✓	✓	✓	✓	
III	✓	✓	✓	✓	✓	✓
IV	✓		✓			✓
V	✓		✓			✓

### Mapping of Course Outcome and Programme Outcome

Year	Semester	Course Name	PO1	PO2	PO3	PO4	PO5	PO6
YEAR 1	SEM 1	Mathematical foundations of Computer Science						
		Digital Logic and Computer Organization				✓		✓
		Problem Solving using Python	✓	✓	✓	✓		✓
		Database Management Systems	✓	✓	✓	✓	✓	✓
		Research Methodology and IPR	✓					✓
		Programming in Python Laboratory	✓	✓	✓	✓		✓
		Database Management Systems Laboratory	✓	✓	✓	✓	✓	✓
	SEM 2	C Programming and Data Structures	✓	✓	✓	✓		✓
		Operating Systems	✓	✓	✓	✓		✓
		Software Engineering	✓	✓	✓	✓	✓	✓

		Advances in Databases	✓	✓	✓	✓		✓	
		Web Programming	✓	✓	✓	✓		✓	
		Personality Development Through Life Enlightenment Skills	✓						✓
		C Programming and Data Structures Laboratory	✓	✓	✓	✓			✓
		Web Programming Laboratory	✓	✓	✓	✓			✓
YEAR 2	SEM 3	Computer Communication and Networks	✓		✓	✓			
		Java Programming	✓	✓	✓	✓		✓	
		Advanced Data Structures and Algorithm Design	✓		✓	✓			✓
		Program Elective I							
		Program Elective II							
		Java Programming and Networks Laboratory	✓	✓	✓	✓			✓
		Advance Data Structures and Algorithms Laboratory	✓	✓	✓	✓			✓
	Socially Relevant Project	✓	✓	✓	✓	✓		✓	
	SEM 4	Data Science	✓		✓	✓			✓
		Embedded Systems and Internet of Things				✓	✓		✓
		Distributed and Cloud Computing	✓		✓	✓	✓		✓
		Program Elective III							
		Program Elective IV							
Program Elective V									

Attested

		Data Science Laboratory	✓	✓		✓		✓	
		IoT and Cloud Laboratory	✓		✓	✓	✓	✓	
		System Development Laboratory	✓	✓	✓				
YEAR 3	SEM 5	Mobile Application Development Techniques	✓		✓	✓			
		Information Security	✓	✓	✓	✓		✓	
		Cost Management of Engineering Projects(OEC)	✓	✓					✓
		Program Elective VI (one from list of electives VI)							
		Program Elective VII (one from list of electives VII)							
		Mobile Application development Laboratory	✓		✓	✓			
		Software Development Laboratory	✓		✓	✓			✓
		Summer Internship	✓	✓	✓	✓	✓		
	SEM 6	Project Work	✓	✓	✓	✓	✓		

Attested



DIRECTOR  
Centre for Academic Courses  
Anna University, Chennai-600 025

**ANNA UNIVERSITY, CHENNAI**  
**UNIVERSITY DEPARTMENTS**  
**REGULATIONS – 2019**  
**CHOICE BASED CREDIT SYSTEM**  
**MASTER OF COMPUTER APPLICATIONS**  
**I - VI SEMESTER CURRICULUM AND SYLLABUS**

**SEMESTER I**

S. NO.	CODE NO.	COURSE TITLE	CATEGORY	PERIODS PER WEEK			TOTAL CONTACT PERIODS	CREDITS
				L	T	P		
<b>THEORY</b>								
1.	MA5102	Mathematical Foundations of Computer Science	FC	3	1	0	4	4
2.	CA5101	Digital Logic and Computer Organization	FC	3	0	0	3	3
3.	CA5102	Problem Solving using Python	PCC	3	0	0	3	3
4.	CA5103	Database Management Systems	PCC	3	0	0	3	3
5.	RM5151	Research Methodology and IPR	RMC	2	0	0	2	2
6.		Audit Course I*	AC	2	0	0	2	0
<b>PRACTICALS</b>								
7.	CA5111	Programming in Python Laboratory	PCC	0	0	4	4	2
8.	CA5112	Database Management Systems Laboratory	PCC	0	0	4	4	2
<b>TOTAL</b>				<b>16</b>	<b>1</b>	<b>8</b>	<b>25</b>	<b>19</b>

\*Audit course is optional

**SEMESTER II**

S. NO.	CODE NO.	COURSE TITLE	CATEGORY	PERIODS PER WEEK			TOTAL CONTACT PERIODS	CREDITS
				L	T	P		
<b>THEORY</b>								
1.	CA5201	C Programming and Data Structures	PCC	3	0	0	3	3
2.	CA5202	Operating Systems	PCC	3	0	2	5	4
3.	CA5203	Software Engineering	PCC	3	0	0	3	3
4.	CA5204	Advances in Databases	PCC	3	0	0	3	3
5.	CA5205	Web Programming	PCC	3	0	0	3	3
6.		Audit Course II*	AC	2	0	0	2	0
<b>PRACTICALS</b>								
7.	CA5211	C Programming and Data Structures Laboratory	PCC	0	0	4	4	2
8.	CA5212	Web Programming Laboratory	PCC	0	0	4	4	2
<b>TOTAL</b>				<b>17</b>	<b>0</b>	<b>10</b>	<b>27</b>	<b>20</b>

\*Audit course is optional

*Attested*

*W. J.*  
**DIRECTOR**  
 Centre for Academic Courses  
 Anna University, Chennai-600 025

### SEMESTER III

S. NO.	CODE NO.	COURSE TITLE	CATEGORY	PERIODS PER WEEK			TOTAL CONTACT PERIODS	CREDITS
				L	T	P		
<b>THEORY</b>								
1.	CA5301	Computer Communication and Networks	PCC	3	1	0	4	4
2.	CA5302	Java Programming	PCC	3	0	0	3	3
3.	CA5303	Advanced Data Structures and Algorithm Design	PCC	3	0	0	3	3
4.		Program Elective I	PEC	3	0	0	3	3
5.		Program Elective II	PEC	3	0	0	3	3
<b>PRACTICALS</b>								
6.	CA5311	Java Programming and Networks Laboratory	PCC	0	0	4	4	2
7.	CA5312	Advanced Data Structures and Algorithms Laboratory	PCC	0	0	4	4	2
8.	CA5313	Socially Relevant Project	EEC	0	0	2	2	1
<b>TOTAL</b>				<b>15</b>	<b>1</b>	<b>10</b>	<b>26</b>	<b>21</b>

### SEMESTER IV

S. NO.	CODE NO.	COURSE TITLE	CATEGORY	PERIODS PER WEEK			TOTAL CONTACT PERIODS	CREDITS
				L	T	P		
<b>THEORY</b>								
1.	CA5401	Data Science	PCC	3	0	0	3	3
2.	CA5402	Embedded Systems and Internet of Things	PCC	3	0	0	3	3
3.	CA5403	Cloud Computing	PCC	3	0	0	3	3
4.		Program Elective III	PEC	3	0	0	3	3
5.		Program Elective IV	PEC	3	0	0	3	3
6.		Program Elective V	PEC	3	0	0	3	3
<b>PRACTICALS</b>								
7.	CA 5411	Data Science Laboratory	PCC	0	0	4	4	2
8.	CA 5412	Internet of Things and Cloud Laboratory	PCC	0	0	4	4	2
9.	CA 5413	System Development Laboratory	EEC	0	0	2	2	1
<b>TOTAL</b>				<b>18</b>	<b>0</b>	<b>10</b>	<b>28</b>	<b>23</b>

*Attested*

  
**DIRECTOR**  
 Centre for Academic Courses  
 Anna University, Chennai-600 025

### SEMESTER V

S. NO.	CODE NO.	COURSE TITLE	CATEGORY	PERIODS PER WEEK			TOTAL CONTACT PERIODS	CREDITS
				L	T	P		
<b>THEORY</b>								
1.	CA5501	Mobile Application Development Techniques	PCC	3	0	0	3	3
2.	CA5502	Information Security	PCC	3	0	0	3	3
3.		Open Elective	OEC	3	0	0	3	3
4.		Program Elective VI	PEC	3	0	0	3	3
5.		Program Elective VII	PEC	3	0	0	3	3
<b>PRACTICALS</b>								
6.	CA5511	Mobile Application Development Laboratory	PCC	0	0	4	4	2
7.	CA5512	Software Development Laboratory	PCC	0	0	4	4	2
8.	CA5513	Summer Internship	EEC	0	0	2	2	1
<b>TOTAL</b>				<b>15</b>	<b>0</b>	<b>10</b>	<b>25</b>	<b>20</b>

### SEMESTER VI

S. NO.	CODE NO.	COURSE TITLE	CATEGORY	PERIODS PER WEEK			TOTAL CONTACT PERIODS	CREDITS
				L	T	P		
<b>PRACTICALS</b>								
1.	CA5611	Project Work	EEC	0	0	24	24	12
<b>TOTAL</b>				<b>0</b>	<b>0</b>	<b>24</b>	<b>24</b>	<b>12</b>

### FOUNDATION COURSES (FC)

SL. NO	CODE NO.	COURSE TITLE	PERIODS PER WEEK			CREDITS	SEMESTER
			L	T	P		
1.	MA5102	Mathematical Foundations of Computer Science	3	1	0	4	1
2.	CA5101	Digital Logic and Computer Organization	3	0	0	3	1
<b>TOTAL CREDITS</b>						<b>7</b>	

*Attested*

  
**DIRECTOR**  
 Centre for Academic Courses  
 Anna University, Chennai-600 025



**PROGRAM CORE COURSES (PCC)**

SL.NO	CODE NO.	COURSE TITLE	PERIODS PER WEEK			CREDITS	SEMESTER
			L	T	P		
1.	CA5102	Problem Solving using Python	3	0	0	3	1
2.	CA5103	Database Management Systems	3	0	0	3	1
3.	CA5111	Programming in Python Laboratory	0	0	4	2	1
4.	CA5112	Database Management Systems Laboratory	0	0	4	2	1
5.	CA5201	C Programming and Data Structures	3	0	0	3	2
6.	CA5202	Operating Systems	3	0	2	4	2
7.	CA5203	Software Engineering	3	0	0	3	2
8.	CA5204	Advances in Databases	3	0	2	4	2
9.	CA5205	Web Programming	3	0	0	3	2
10.	CA5211	C Programming and Data Structures Laboratory	0	0	4	2	2
11.	CA5212	Web Programming Laboratory	0	0	4	2	2
12.	CA5301	Computer Communication and Networks	3	1	0	4	3
13.	CA5302	Java Programming	3	0	0	3	3
14.	CA5303	Advanced Data Structures and Algorithm Design	3	0	0	3	3
15.	CA5311	Java Programming and Networks Laboratory	0	0	4	2	3
16.	CA5312	Advanced Data Structures and Algorithms Laboratory	0	0	4	2	3
17.	CA5401	Data Science	3	0	0	3	4
18.	CA5402	Embedded Systems and Internet of Things	3	0	0	3	4
19.	CA5403	Cloud Computing	3	0	0	3	4
20.	CA 5411	Data Science Laboratory	0	0	4	2	4
21.	CA 5412	Internet of Things and Cloud Laboratory	0	0	4	2	4
22.	CA 5413	System Development Laboratory	3	0	0	3	5
23.	CA5502	Information Security	3	0	0	3	5
24.	CA5501	Mobile Application Development	3	0	0	3	5

5  
Attested

		Techniques					
25.	CA5511	Mobile Application Development Laboratory	0	0	4	2	5
26.	CA5512	Software Development Laboratory	0	0	4	2	5
<b>TOTAL CREDITS</b>						68	

### PROGRAM ELECTIVE COURSES [PEC]

S.NO	CODE NO.	COURSE TITLE	CATEGORY	PERIODS PER WEEK			CREDITS
				L	T	P	
1.	CA5001	Blockchain Technologies	PEC	3	0	0	3
2.	CA5002	Ethical Hacking	PEC	3	0	0	3
3.	CA5003	Big Data with R	PEC	3	0	0	3
4.	CA5004	Full Stack Development	PEC	3	0	0	3
5.	CA5005	Introduction to Machine Learning	PEC	3	0	0	3
6.	CA5006	Autonomous Ground Vehicle Systems	PEC	3	0	0	3
7.	CA5007	E-Learning Techniques	PEC	3	0	0	3
8.	CA5008	Software Testing	PEC	3	0	0	3
9.	CA5009	Deep Learning Techniques and Applications	PEC	3	0	0	3
10.	CA5010	Game Programming Techniques	PEC	3	0	0	3
11.	CA5011	Multimedia Technologies	PEC	3	0	0	3
12.	CA5012	Data Visualization Techniques	PEC	3	0	0	3
13.	CA5013	UNIX Internals	PEC	3	0	0	3
14.	CA5014	C# and .NET Programming	PEC	3	0	0	3
15.	CA5015	Service Oriented Architectures	PEC	3	0	0	3
16.	CA5016	Software Project Management	PEC	3	0	0	3
17.	CA5017	Mixed Reality	PEC	3	0	0	3
18.	CA5018	Digital Image Processing and Applications	PEC	3	0	0	3
19.	CA5019	Text Mining Techniques	PEC	3	0	0	3
20.	CA5020	Data Warehousing and Data Mining Techniques	PEC	3	0	0	3
21.	CA5021	Software Quality Assurance	PEC	3	0	0	3
22.	CA5022	Introduction to Social Network Analysis	PEC	3	0	0	3
23.	CA5023	IoT Based Smart Systems	PEC	3	0	0	3
24.	CA5024	Object Oriented Analysis and Design	PEC	3	0	0	3

25.	CA5025	Artificial Intelligence	PEC	3	0	0	3
26.	CA5026	Computer Graphics	PEC	3	0	0	3
27.	CA5027	Human Computer Interaction	PEC	3	0	0	3
28.	CA5028	Wireless Sensor Networks & Protocols	PEC	3	0	0	3
29.	CA5029	Next Generation Networks	PEC	3	0	0	3
30.	CA5030	Cybernetics	PEC	3	0	0	3
31.	CA5031	Network Programming and Management	PEC	3	0	0	3
32.	CA5032	Semantic Web and Applications	PEC	3	0	0	3
33.	CA5033	Soft Computing	PEC	3	0	0	3

### RESEARCH METHODOLOGY AND IPR COURSES (RMC)

SL.NO	CODE NO.	COURSE TITLE	PERIODS PER WEEK			CREDITS	SEMESTER
			L	T	P		
1	RM5151	Research Methodology and IPR	2	0	0	2	1
<b>Total Credits:</b>						<b>2</b>	

### OPEN ELECTIVE COURSES (OEC)

\*(out of 6 courses one course must be selected)

SI. NO	COURSE CODE	COURSE TITLE	CATEGORY	PERIODS PER WEEK			CONTACT PERIODS	CREDITS
				L	T	P		
1.	OE5091	Business Data Analytics	OEC	3	0	0	3	3
2.	OE5092	Industrial Safety	OEC	3	0	0	3	3
3.	OE5093	Operations Research	OEC	3	0	0	3	3
4.	OE5094	Cost Management of Engineering Projects	OEC	3	0	0	3	3
5.	OE5095	Composite Materials	OEC	3	0	0	3	3
6.	OE5096	Waste to Energy	OEC	3	0	0	3	3

Attested

  
**DIRECTOR**  
 Centre for Academic Courses  
 Anna University, Chennai-600 025

### AUDIT COURSES (AC)

Registration for any of these courses is optional to students

SL. NO	COURSE CODE	COURSE TITLE	PERIODS PER WEEK			CREDITS
			Lecture	Tutorial	Practical	
1.	AX5091	English for Research Paper Writing	2	0	0	0
2.	AX5092	Disaster Management	2	0	0	0
3.	AX5093	Sanskrit for Technical Knowledge	2	0	0	0
4.	AX5094	Value Education	2	0	0	0
5.	AX5095	Constitution of India	2	0	0	0
6.	AX5096	Pedagogy Studies	2	0	0	0
7.	AX5097	Stress Management by Yoga	2	0	0	0
8.	AX5098	Personality Development Through Life Enlightenment Skills	2	0	0	0
9.	AX5099	Unnat Bharat Abhiyan	2	0	0	0
<b>Total Credits</b>						<b>0</b>

### EMPLOYABILITY ENHANCEMENT COURSES (EEC)

Sl. No	Code No.	Course Title	Periods per week			Credits	Semester
			L	T	P		
1.	CA5313	Socially Relevant Project	0	0	2	1	3
2	CA 5413	System Development Laboratory	0	0	2	1	4
3	CA5513	Summer Internship	0	0	2	1	5
4	CA5611	Project Work	0	0	24	12	6
<b>Total Credits</b>						<b>15</b>	

S. No.	Subject Area	Name of the Program						Credits Total
		Credits per Semester						
		I	II	III	IV	V	VI	
1	FC	7	0	0	0	0	0	7
2	PCC	10	21	14	13	10	0	68
3	PEC	0	0	6	9	6	0	21
4	RMC	2	0	0	0	0	0	2
5	OEC	0	0	0	0	3	0	3
6	EEC	0	0	1	1	1	12	15
7	Non Credit / Audit Course	0	0	0	0	0	0	0
<b>Total Credit</b>		<b>19</b>	<b>21</b>	<b>21</b>	<b>23</b>	<b>20</b>	<b>12</b>	<b>116</b>

*Attested*

*W. J.*  
**DIRECTOR**  
 Centre for Academic Courses  
 Anna University, Chennai-600 025

**OBJECTIVES:**

- To introduce Mathematical Logic, Inference Theory and proof methods.
- To provide fundamental principles of combinatorial counting techniques.
- To explain the fundamental algebraic structures, groups and their algebraic properties.
- To provide exposure to the development of the algebraic structures, lattices and Boolean algebra and to demonstrate the utility of Boolean laws.
- To familiarize Finite State Automata and Context-free grammar which are used for formal language generation.

<b>UNIT I</b>	<b>LOGIC</b>	<b>12</b>
Statements - Connectives - Truth Tables - Normal Forms - Predicate Calculus – Inference - Theory for Statement Calculus.		
<b>UNIT II</b>	<b>COMBINATORICS</b>	<b>12</b>
Permutations and Combinations - Mathematical Induction - Pigeonhole principle - Principle of Inclusion and Exclusion - Recurrence relations - Solution by generating functions and characteristics equations.		
<b>UNIT III</b>	<b>ALGEBRAIC STRUCTURES</b>	<b>12</b>
Groups - Cyclic group - Permutation group ( $S_n$ and $D_n$ ) - Substructures - Homomorphism - Cosets and Lagrange's Theorem - Normal Subgroups - Rings and Fields (definition and examples).		
<b>UNIT IV</b>	<b>LATTICES</b>	<b>12</b>
Partial order relation – Posets - Hasse diagram - Lattices - Special Lattices - Boolean Algebra.		
<b>UNIT V</b>	<b>FINITE STATE AUTOMATA AND GRAMMARS</b>	<b>12</b>
Finite state automata - Deterministic and non-deterministic model - languages accepted by Finite State Automata - Regular expressions - Context-free grammars - Derivation trees.		

**TOTAL: 60 PERIODS****OUTCOMES:****At the end of the course, students will be able to**

- Understand the validity of the logical arguments, mathematical proofs and correctness of the algorithm.
- Apply combinatorial counting techniques in solving combinatorial related problems.
- Understand the significance of algebraic structural ideas used in coding theory and cryptography.
- Apply Boolean laws and Boolean functions in combinatorial circuit designs.
- Construct Finite State Automation for constructing regular sets as well as context-free grammar to generate context-free language.

**REFERENCES:**

1. Grimaldi R.P. and Ramana B.V., "Discrete and Combinatorial Mathematics", Pearson Education, 5th Edition, Harlow, 2006.
2. Hopcroft J.E. and Ullman J.D., "Introduction to Automata, Languages and Computation", Narosa Publishing House, New Delhi, 1995.
3. Trembley.J.P and Manohar R., "Discrete Mathematical Structures with Applications to Computer Science", Tata McGraw – Hill Publishing Company Limited, Reprint, New Delhi, 2008.

**OBJECTIVES:**

- To understand the fundamentals of Boolean logic and functions.
- To design and realize digital systems with basic gates and other components using combinational and sequential circuits.
- To study the instruction sets and operations of a processor.
- To study the different ways of communication with I/O devices and standard I/O Interfaces.
- To study the hierarchical memory system including cache memories and virtual memory.

**UNIT I DIGITAL FUNDAMENTALS****9**

Digital Systems – Binary Numbers – Octal – Hexadecimal Conversions – Signed Binary Numbers – Complements – Logic Gates – Boolean Algebra – K-Maps – Standard Forms – NAND – NOR Implementation.

**Suggested Activities:**

- Flipped classroom on value systems.
- Proofs and simplification in class.
- Practical - Implementation of simple functions using gates.

**Suggested Evaluation Methods:**

- Quizzes on number systems and conversions.
- Mock test on Boolean simplifications.

**UNIT II COMBINATIONAL AND SEQUENTIAL CIRCUITS****9**

Combinational circuits – Adder – Subtractor – ALU Design – Decoder – Encoder – Multiplexers – Introduction to Sequential Circuits – Flip-Flops – Registers – Counters.

**Suggested Activities:**

- Flipped classroom on analysis of combinational circuits.
- External learning - Introduction to propositional problems using conjunction, disjunction and negation.
- Practical - Implementation of simple functions using gates.

**Suggested Evaluation Methods:**

- Assignment on simplifying and implementing Boolean function using Multiplexer and decoders.
- Mock test for solving problems on designing counters.
- Quizzes on encoder, decoder and other topics of the unit.

**UNIT III COMPUTER FUNDAMENTALS****9**

Functional Units of a Digital Computer: Von Neumann Architecture – Operation and Operands of Computer Hardware Instruction – Instruction Set Architecture (ISA): Memory Location, Address and Operation – Instruction and Instruction Sequencing – Addressing Modes, Encoding of Machine Instruction – Interaction between Assembly and High Level Language (C language).

**Suggested Activities:**

- Flipped classroom on evolution and types of computer systems, identification of benchmarks.
- Practical - Installing and using simulator for RISC and CISC.
- Mapping and correlating a C code with its machine code.

*Attested*

- Practical - Opening up a computer system and studying the components.

**Suggested Evaluation Methods:**

- Mock Test on processor performance problems.
- Practical - Analyzing the ISA supported by the architectural simulator and running simple programs on the simulator and quizzes for evaluation.
- Quizzes on classes of architecture.

**UNIT IV PROCESSOR**

**9**

Instruction Execution – Building a Data Path – Designing a Control Unit – Hardwired Control, Microprogrammed Control – Pipelining – Data Hazard – Control Hazards.

**Suggested Activities:**

- Flipped classroom on evolution of processor architecture.
- Tutorial for identifying and classifying hazards in code snippet.
- Case study of the ARM and Intel processors.

**Suggested Evaluation Methods:**

- Quizzes on designing control unit.
- Mock test on identifying hazards in code snippet.

**UNIT V MEMORY AND I/O**

**9**

Memory Concepts and Hierarchy – Memory Management – Cache Memories: Mapping and Replacement Techniques – Virtual Memory – DMA – I/O – Accessing I/O: Parallel And Serial Interface – Interrupt I/O – Interconnection Standards: USB, SATA.

**Suggested Activities:**

- Flipped classroom on types of memory.
- Practical - Implementing a simple functional model for memory mapping in cache using C/C++.
- Discussion on hit/miss rates for various access patterns. Experimenting with different replacement policies.
- Case study of the memory hierarchy of ARM Cortex and Intel i7.

**Suggested Evaluation Methods:**

- Assignment on memory management.
- Quizzes on I/O.

**TOTAL: 45 PERIODS**

**OUTCOMES:**

**On completion of the course, the students will be able to:**

- Be proficient in number systems and computer arithmetic.
- Design and implement digital systems with basic gates and other components using combinational and sequential circuits.
- Familiarize and understand the organization of memory hierarchies including the basics of cache design and subsystem.
- Understand a machine's Instruction Set Architecture (ISA) including basic instruction fetch and execute cycles, instruction formats and control flow.
- Understand a basic input/output functioning including program controlled I/O and interrupt I/O.
- Analyze the performance of processors and caches.

*Attested*

*[Signature]*  
**DIRECTOR**  
 Centre for Academic Courses  
 Anna University, Chennai-600 025



## REFERENCES:

1. David A. Patterson, John L. Hennessy, "Computer Organization and Design, The Hardware/Software Interface", Fifth Edition, Morgan Kaufmann/Elsevier, 2013.
2. M. Morris Mano, Michael D. Ciletti, "Digital Design", Fifth Edition, Pearson Education, 2013.
3. Carl Hamacher, Zvonko Vranesic, Safwat Zaky, Naraig Manjikian, "Computer Organization and Embedded Systems", Sixth Edition, Tata McGraw-Hill, 2012.
4. William Stallings, "Computer Organization and Architecture – Designing for Performance", Tenth Edition, Pearson Education, 2016.
5. M. Morris Mano, "Digital Logic and Computer Design", Pearson Education, 2008.

	PO1	PO2	PO3	PO4	PO5	PO6
CO1	1	1	2	1	1	1
CO2	1	2	3	1	1	1
CO3	1	2	3	1	1	1
CO4	1	2	2	1	1	1
CO5	1	2	2	1	1	1
CO6	1	2	3	1	1	1

CA5102

PROBLEM SOLVING USING PYTHON

L T P C  
3 0 0 3

## OBJECTIVES:

- To know the basics of algorithmic problem solving.
- To develop Python programs with conditionals and loops.
- To define Python functions and use function calls.
- To use Python data structures – lists, tuples, dictionaries.
- To do input/output with files in Python.

## UNIT I INTRODUCTION TO COMPUTING AND PROBLEM SOLVING 9

Fundamentals of Computing – Computing Devices – Identification of Computational Problems – Pseudo Code and Flowcharts – Instructions – Algorithms – Building Blocks of Algorithms – Introduction to Python Programming – Python Interpreter and Interactive Mode– Variables and Identifiers – Arithmetic Operators – Values and Types – Statements.

## Suggested Activities:

- Developing pseudocodes and flowcharts for real life activities such as railway ticket booking using IRCTC, admission process to undergraduate course, academic schedules during a semester etc.
- Developing algorithms for basic mathematical expressions using arithmetic operations.
- Installing Python.
- Simple programs on print statements, arithmetic operations.

Attested

  
DIRECTOR  
Centre for Academic Courses  
Anna University, Chennai-600 025



**Suggested Evaluation Methods:**

- Assignments on pseudocodes and flowcharts.
- Tutorials on Python programs.

**UNIT II            CONDITIONALS AND FUNCTIONS****9**

Operators – Boolean Values – Operator Precedence – Expression – Conditionals: If-Else Constructs – Loop Structures/Iterative Statements – While Loop – For Loop – Break Statement – Function Call and Returning Values – Parameter Passing – Local and Global Scope – Recursive Functions.

**Suggested Activities:**

- Simple Python program implementation using Operators, Conditionals, Iterative Constructs and Functions.
- Practical - Implementation of a simple calculator.
- Developing simple applications like calendar, phone directory, to-do lists etc.
- Flow charts for GCD, Exponent Functions, Fibonacci Series using conditionals and iterative statements.
- External learning - Recursion vs. Iteration.

**Suggested Evaluation Methods:**

- Tutorials for the above activities.
- Group discussion on external learning.

**UNIT III            SIMPLE DATA STRUCTURES IN PYTHON****10**

Introduction to Data Structures – List – Adding Items to a List – Finding and Updating an Item – Nested Lists – Cloning Lists – Looping Through a List – Sorting a List – List Concatenation – List Slices – List Methods – List Loop – Mutability – Aliasing – Tuples: Creation, Accessing, Updating, Deleting Elements in a Tuple, Tuple Assignment, Tuple as Return Value, Nested Tuples, Basic Tuple Operations – Sets.

**Suggested Activities:**

- Practical - Implementing python program using lists, tuples, sets for the following scenario:
  - Simple Sorting techniques
  - Student Examination Report
  - Billing Scheme during Shopping
- External learning - List versus Tuple versus Set
- Practical - Implementing any application using the three data structures, list, tuple and set.

**Suggested Evaluation Methods:**

- Tutorials for the above activities.
- Group discussion on external learning component.

**UNIT IV            STRINGS, DICTIONARIES, MODULES****10**

Strings: Introduction, Indexing, Traversing, Concatenating, Appending, Multiplying, Formatting, Slicing, Comparing, Iterating – Basic Built – In String Functions – Dictionary: Creating, Accessing, Adding Items, Modifying, Deleting, Sorting, Looping, Nested Dictionaries Built – in Dictionary Function – Finding Key And Value in a Dictionary – Modules: Introduction – Module Loading and Execution – Packages – Making Your Own Module – The Python Standard Libraries.

*Attested*

**Suggested Activities:**

- Practical - Implementing Python program by importing Time module, Math package, etc.
- Creation of your own package and importing into the application.

**Suggested Evaluation Methods:**

- Tutorials for the above activities.

**UNIT V FILE HANDLING AND EXCEPTION HANDLING****7**

Files: Introduction – File Path – Opening and Closing Files – Reading and Writing Files – File Position – Exception: Errors and Exceptions, Exception Handling, Multiple Exceptions.

**Suggested Activities:**

- Develop modules using Python to handle files and all operations on files.
- Usage of exceptions, multiple except blocks for applications that use delimiters like age, range of numerals, etc.
- Practical - Implementing Python program to open non-existent file using exceptions.

**Suggested Evaluation Methods:**

- Tutorials for the above activities.
- Case Studies.

**TOTAL: 45 PERIODS****OUTCOMES:**

On completion of the course, students will be able to:

1. Develop algorithmic solutions to simple computational problems.
2. Develop and execute simple Python programs.
3. Structure simple Python programs for solving problems.
4. Decompose a Python program into functions.
5. Represent compound data using Python lists, tuples, dictionaries.
6. Read and write data from/to files in Python Programs.

**REFERENCES:**

1. Reema Thareja, "Python Programming using Problem Solving Approach", Oxford University Press, 2017.
2. Allen B. Downey, "Think Python: How to Think Like a Computer Scientist", Second Edition, Shroff/O'Reilly Publishers, 2016.  
(<http://greenteapress.com/wp/thinkpython/>).
3. Guido van Rossum, Fred L. Drake Jr., "An Introduction to Python – Revised and Updated for Python 3.2", Network Theory Ltd., 2011.
4. John V Guttag, "Introduction to Computation and Programming Using Python", Revised and Expanded Edition, MIT Press, 2013
5. Charles Dierbach, "Introduction to Computer Science using Python", Wiley India Edition, 2016.
6. Timothy A. Budd, "Exploring Python", Mc-Graw Hill Education (India) Private Ltd., 2015.
7. Kenneth A. Lambert, "Fundamentals of Python: First Programs", Cengage Learning, 2012.

*Attested*

  
**DIRECTOR**  
Centre for Academic Courses  
Anna University, Chennai-600 025

	PO1	PO2	PO3	PO4	PO5	PO6
CO1	2	1	1	3	3	3
CO2	2	1	1	3	3	3
CO3	2	1	1	3	3	3
CO4	2	1	3	3	3	3
CO5	3	1	3	3	3	3
CO6	3	1	3	3	3	3

CA5103

**DATABASE MANAGEMENT SYSTEMS**

**L T P C**  
**3 0 0 3**

**OBJECTIVES:**

- To learn the fundamentals of data models, conceptualize and depict a database system using ER diagram.
- To study the principles to be followed to create an effective relational database and write SQL queries to store/retrieve data to/from database systems.
- To know the fundamental concepts of transaction processing, concurrency control techniques and recovery procedure.
- To learn about the internal storage structures using different file and indexing techniques and the basics of query processing and optimization.
- To study the basics of distributed databases, semi-structured and un-structured data models.

**UNIT I RELATIONAL DATABASES**

**9**

Purpose of Database System – Views of Data – Data Models – Database System Architecture – Introduction to Relational Databases – Relational Model – Keys – Relational Algebra – Relational Calculus – SQL Fundamentals – Advanced SQL features – Triggers – Embedded SQL.

**Suggested Activities:**

- Creating tables with key constraints, adding and removing constraints with referential integrity using DDL commands.
- Flipped classroom on relational algebra operations (selection, projection, joins etc.).
- Write SQL queries for demonstrating CRUD operations, aggregate functions and various join operations using DML commands.
- Create stored procedures for executing complex SQL transactions.
- Create triggers for alerting user/system while manipulating data.

**Suggested Evaluation Methods:**

- Tutorials on DDL, DML and DCL queries.
- Quizzes on relational algebra operations.
- Demonstration of created stored procedures and triggers.

*Attested*

*[Signature]*  
**DIRECTOR**  
Centre for Academic Courses  
Anna University, Chennai-600 025

## UNIT II DATABASE DESIGN

9

Entity-Relationship Model – ER Diagrams – Functional Dependencies – Non-Loss Decomposition Functional Dependencies – First Normal Form – Second Normal Form – Third Normal Form – Dependency Preservation – Boyce/Codd Normal Form – Multi-Valued Dependencies and Fourth Normal Form – Join Dependencies and Fifth Normal Form.

### Suggested Activities:

- Simple database application design using ER diagram.
- Practical - ER modeling using open source tools and realizing database.
- Study of various anomalies and normalizing table (1NF, 2NF, 3NF, BCNF).
- Flipped classroom on topics of database design and normalization.

### Suggested Evaluation Methods:

- Tutorials on application specific ER Diagram.
- Tutorials on normalization and database design.

## UNIT III TRANSACTION MANAGEMENT

9

Transaction Concepts – ACID Properties – Serializability – Transaction Isolation Levels – Concurrency Control – Need for Concurrency – Lock-Based Protocols – Deadlock Handling – Recovery System – Failure Classification – Recovery Algorithm.

### Suggested Activities:

- Checking serializability among transactions.
- Flipped classroom on concurrency control protocols.
- Study of crash recovery algorithm (ARIES).

### Suggested Evaluation Methods:

- Tutorials on serializability and crash recovery algorithm
- Quizzes on concurrency control protocols.

## UNIT IV IMPLEMENTATION TECHNIQUES

9

Overview of Physical Storage Media – RAID – File Organization – Organization of Records in Files – Indexing and Hashing – Ordered Indices – B+ tree Index Files – Static Hashing – Dynamic Hashing – Query Processing Overview – Catalog Information for Cost Estimation – Query Optimization.

### Suggested Activities:

- Study of different RAID levels and its uses in different applications.
- Practical - Creation of B+ tree with insertion and deletion operations.
- Assignments on cost estimation of different types of queries.

### Suggested Evaluation Methods:

- Report on applications of RAID levels.
- Tutorials on B+ Tree manipulation.
- Quizzes on hashing mechanisms.
- Exercise on cost estimation for various SQL queries.
- Evaluation of the practical assignments.

Attested

  
DIRECTOR  
Centre for Academic Courses  
Anna University, Chennai-600 025

**UNIT V      ADVANCED TOPICS****9**

Overview of Distributed Databases – Data Fragmentation – Replication – XML Databases – XML Schema – NOSQL Database: Characteristics – CAP theorem – Types of NoSQL Databases: Column Oriented, Document, Key-Value and Graph Types – Applications – Current Trends.

**Suggested Activities:**

- Design of distributed database using fragmentation.
- Creation of XML document based on XML schema.
- Creation of document and column oriented databases and simple manipulation.

**Suggested Evaluation Methods:**

- Tutorials on fragmenting database tables and writing simple SQL queries.
- Assignments on creation of XML schema and validating XML documents.
- Demonstration of created document and column-oriented databases.

**TOTAL: 45 PERIODS****OUTCOMES:**

On completion of the course, the student will be able to:

1. Model an application's data requirements using conceptual modeling and design database schemas based on the conceptual model.
2. Formulate solutions to a broad range of query problems using relational algebra/SQL.
3. Demonstrate an understanding of normalization theory and apply such knowledge to the normalization of a database.
4. Run transactions and estimate the procedures for controlling the consequences of concurrent data access.
5. Explain basic database storage structures, access techniques and query processing.
6. Describe distributed, semi-structured and unstructured database systems.

**REFERENCES:**

1. Abraham Silberschatz, Henry F. Korth, S. Sudharshan, "Database System Concepts", Sixth Edition, Tata McGraw Hill, 2014.
2. Ramez Elmasri, Shamkant B. Navathe, "Fundamentals of Database Systems", Seventh Edition, Pearson Education, 2017.
3. C. J. Date, A. Kannan, S. Swamynathan, "An Introduction to Database Systems", Eighth Edition, Pearson Education, 2006.
4. Raghu Ramakrishnan, Johannes Gehrke, "Database Management Systems", Fourth Edition, Tata McGraw Hill, 2010.
5. G. K. Gupta, "Database Management Systems", Tata McGraw Hill, 2011.
6. Carlos Coronel, Steven Morris, Peter Rob, "Database Systems: Design, Implementation and Management", Ninth Edition, Cengage Learning, 2011.

	PO1	PO2	PO3	PO4	PO5	PO6
CO1	1	2	2	2	1	1
CO2	1	2	2	1	2	2
CO3	1	1	2	2	2	2
CO4	2	1	2	2	2	2
CO5	2	1	2	2	2	3
CO6	2	2	3	3	3	3

**OBJECTIVES:**

To impart knowledge and skills required for research and IPR:

- Problem formulation, analysis and solutions.
- Technical paper writing / presentation without violating professional ethics
- Patent drafting and filing patents.

**UNIT I RESEARCH PROBLEM FORMULATION 6**

Meaning of research problem- Sources of research problem, criteria characteristics of a good research problem, errors in selecting a research problem, scope and objectives of research problem. Approaches of investigation of solutions for research problem, data collection, analysis, interpretation, necessary instrumentations

**UNIT II LITERATURE REVIEW 6**

Effective literature studies approaches, analysis, plagiarism, and research ethics.

**UNIT III TECHNICAL WRITING /PRESENTATION 6**

Effective technical writing, how to write report, paper, developing a research proposal, format of research proposal, a presentation and assessment by a review committee.

**UNIT IV INTRODUCTION TO INTELLECTUAL PROPERTY RIGHTS (IPR) 6**

Nature of Intellectual Property: Patents, Designs, Trade and Copyright. Process of Patenting and Development: technological research, innovation, patenting, development. International Scenario: International cooperation on Intellectual Property. Procedure for grants of patents, Patenting under PCT.

**UNIT V INTELLECTUAL PROPERTY RIGHTS (IPR) 6**

Patent Rights: Scope of Patent Rights. Licensing and transfer of technology. Patent information and databases. Geographical Indications. New Developments in IPR: Administration of Patent System, IPR of Biological Systems, Computer Software etc. Traditional knowledge Case Studies, IPR and IITs.

**TOTAL: 30 PERIODS****OUTCOMES:**

1. Ability to formulate research problem
2. Ability to carry out research analysis
3. Ability to follow research ethics
4. Ability to understand that today's world is controlled by Computer, Information Technology, but tomorrow world will be ruled by ideas, concept, and creativity
5. Ability to understand about IPR and filing patents in R & D.

	PO1	PO2	PO3	PO4	PO5	PO6	PO7	PO8	PO9	PO10	PO11	PO12
CO1	✓	✓										
CO2	✓											
CO3	✓							✓				
CO4	✓				✓							
CO5	✓					✓						Attested ✓



**REFERENCES:**

1. Asimov, "Introduction to Design", Prentice Hall, 1962.
2. Halbert, "Resisting Intellectual Property", Taylor & Francis Ltd ,2007.
3. Mayall, "Industrial Design", McGraw Hill, 1992.
4. Niebel, "Product Design", McGraw Hill, 1974.
5. Ranjit Kumar, 2nd Edition, "Research Methodology: A Step by Step Guide for beginners" 2010

**CA5111****PROGRAMMING IN PYTHON LABORATORY****L T P C  
0 0 4 2****OBJECTIVES:**

- To understand the problem solving approaches.
- To learn the basic programming constructs in Python.
- To articulate where computing strategies support in providing Python-based solutions to real world problems.
- To use Python data structures - lists, tuples, dictionaries.
- To do input/output with files in Python.

**EXPERIMENTS:**

1. Identification and solving of simple real life or scientific or technical problems, and developing flow charts for the same.
2. Python programming using simple statements and expressions.
3. Scientific problems using Conditionals and Iterative loops.
4. Practical - Implementing real-time/technical applications using Lists, Tuples.
5. Practical - Implementing real-time/technical applications using Sets, Dictionaries.
6. Practical - Implementing programs using Functions.
7. Practical - Implementing programs using Strings.
8. Practical - Implementing programs using written modules and Python Standard Libraries.
9. Practical - Implementing real-time/technical applications using File handling.
10. Practical - Implementing real-time/technical applications using Exception handling.
11. Exploring Pygame tool.
12. Developing a game activity using Pygame like bouncing ball, car race etc.

**TOTAL: 60 PERIODS****OUTCOMES:**

On completion of the course, students will be able to:

1. Develop algorithmic solutions to simple computational problems
2. Develop and execute simple Python programs.
3. Structure simple Python programs for solving problems.
4. Decompose a Python program into functions.
5. Represent compound data using Python data structures.
6. Apply Python features in developing software applications.

	<b>PO1</b>	<b>PO2</b>	<b>PO3</b>	<b>PO4</b>	<b>PO5</b>	<b>PO6</b>
<b>CO1</b>	2	1	1	2	2	2
<b>CO2</b>	2	1	1	2	2	3
<b>CO3</b>	2	1	1	3	3	3
<b>CO4</b>	2	1	3	2	2	3
<b>CO5</b>	3	1	2	3	3	2
<b>CO6</b>	2	2	1	2	2	3

*Attested*

**OBJETIVES:**

- To learn and implement important commands in SQL.
- To learn the usage of nested and joint queries.
- To understand functions, procedures and procedural extensions of databases.
- To understand design and implementation of typical database applications.
- To be familiar with the use of a front end tool for GUI based application development.

**LABORATORY EXERCISES:**

1. Create a database table, add constraints (primary key, unique, check, Not null), insert rows, update and delete rows using SQL DDL and DML commands.
2. Create set of tables, add foreign key constraints and incorporate referential integrity.
3. Query the database tables using different 'where' clause conditions and also implement aggregate functions.
4. Query the database tables and explore sub queries and simple join operations.
5. Query the database tables and explore natural, equi and outer joins.
6. Write user defined functions and stored procedures in SQL.
7. Execute complex transactions and realize DCL and TCL commands.
8. Write SQL Triggers for insert, delete, and update operations in database table.
9. Create View and index for database tables with large number of records.
10. Create a XML database and validate it using XML schema.
11. Create Document, column and graph based data using NOSQL database tools.
12. Develop a simple GUI based database application and incorporate all the above-mentioned features.

**TOTAL: 60 PERIODS****OUTCOMES:**

On completion of the course, the students will be able to:

1. Create databases with different types of key constraints.
2. Write simple and complex SQL queries using DML and DCL commands.
3. Realize database design using 3NF and BCNF.
4. Use advanced features such as stored procedures and triggers and incorporate in GUI based application development.
5. Create XML database and validate with meta-data (XML schema).
6. Create and manipulate data using NOSQL database.

	PO1	PO2	PO3	PO4	PO5	PO6
CO1	1	1	2	1	2	1
CO2	1	1	2	2	2	2
CO3	1	2	2	2	3	2
CO4	1	2	2	2	2	2
CO5	2	2	3	2	3	2
CO6	2	2	3	3	3	2

Attested

  
 DIRECTOR  
 Centre for Academic Courses  
 Anna University, Chennai-600 025



**OBJECTIVES:**

- To study the basics and advanced concepts of C programming language.
- To learn the concepts of linear data structures and its applications.
- To understand the concepts of non-linear data structures.
- To learn the usage of sorting techniques.
- To familiarize the concepts of hashing.

**UNIT I BASICS OF C PROGRAMMING****7**

Data Types – Variables – Operators and Expressions – Conditional Statements – Control Statements – Arrays.

**Suggested Activities:**

- Flipped classroom on fundamentals of C Programming.
- External learning - Multidimensional arrays.
- Practical - Implementation of basic concepts of C programming like operators, conditional statements, loops etc.
- Practical - Implementation of programs using single-dimensional and multi-dimensional arrays.

**Suggested Evaluation Methods:**

- Quizzes on basic concepts of C Programming.
- Assignments on file handling and macros.
- Demonstration for practical learning implementations.

**UNIT II ADVANCED C PROGRAMMING****8**

Functions – Pointers – Structures and Union – Preprocessor Directives – File Handling.

**Suggested Activities:**

- Flipped classroom on functions.
- External learning - Functions, pointers and macros.
- Practical - Implementation of programs using Call by Value and Call by Reference mechanism in functions.
- Practical - Implementation of programs using pointer to a functions, structure and memory allocation operators.
- Practical - Implementation of programs using recursion.

**Suggested Evaluation Methods:**

- Quizzes on C functions and pointers.
- Assignments on file handling and macros.
- Demonstration of the practical implementations.

**UNIT III LINEAR DATASTRUCTURES****9**

Abstract Data Types (ADTs) – List ADT – Array-Based Implementation – Linked List Implementation – Doubly-Linked Lists – Circular Linked Lists – Stack ADT: Implementation of Stacks – Queue ADT: Implementation of Queues – Applications.

**Suggested Activities:**

- Flipped classroom on basics of ADT's.
- External learning - Cursor based implementation of linked lists, applications of lists, double ended queue.

*Attested*

- Practical - Implementation of Tower of Hanoi using Recursion.
- Practical - Implementation of Polynomial ADT using Lists.
- Practical - Implementation of the Evaluation of expression using Stack ADT.
- Practical - Implementation of any one application of Queue.

**Suggested Evaluation Methods:**

- Quizzes on ADTs.
- Assignments on double ended queues, applications of lists.
- Demonstration of the practical implementations.

**UNIT IV HIERARCHICAL DATA STRUCTURES**

**9**

Trees: Preliminaries – Implementation of Trees – Tree Traversals with an Application – Binary Trees: Implementation – Expression Trees – Search Tree ADT – Binary Search Trees – Applications of Trees.

**Suggested Activities:**

- Flipped classroom on fundamentals of non-linear data structures.
- External learning - Operations on binary search tree, complete binary tree.
- Practical - Implementation of operations such as counting the number of nodes in a BST, finding predecessor and successor of a given node, second largest node in a BST, finding the mirror image of a given tree etc.

**Suggested Evaluation Methods:**

- Quizzes on fundamentals of non-linear data structures.
- Assignments on complete binary tree.
- Demonstration for practical implementations.

**UNIT V HASHING AND SORTING**

**12**

Fundamentals of Hashing – Hash Function – Separate Chaining – Open Addressing – Linear Probing – Quadratic Probing – Double Hashing – Rehashing – Extendible Hashing – Sorting Algorithms: Insertion Sort, Shell Sort, Quick Sort, Heap Sort, Merge Sort.

**Suggested Activities:**

- Flipped classroom on hashing and hash functions, different sorting techniques such as Bubble Sort, Selection Sort etc.
- External learning - Search algorithms, priority queues, external sorting, replacement selection technique.
- Designing an efficient hash functions for a given problem.
- Practical - Solving a search problem in  $O(1)$  time using hashing technique.
- Assignment on choosing and applying an efficient sorting technique for a given problem.
- Assignment on comparison of different sorting techniques.
- Practical - Solving a given problem using efficient search technique.

**Suggested Evaluation Methods:**

- Quizzes on basics of hashing and sorting.
- Assignments on creation and manipulation of hash table, priority queues.
- Demonstration of the practical implementations.

**TOTAL: 45 PERIODS**

*Attested*

  
**DIRECTOR**  
 Centre for Academic Courses  
 Anna University, Chennai-600 025

## OUTCOMES:

On completion of the course, the students will be able to:

1. Demonstrate basic and advanced concepts of C programming language.
2. Use abstract data types including stacks, queues and lists for any application.
3. Design and implement tree data structures.
4. Analyze and implement hashing techniques that solve in linear time.
5. Apply sorting algorithms for a given problem.
6. Choose appropriate data structure and implement a given application.

## REFERENCES:

1. Brian W. Kernighan, Dennis Ritchie, "The C Programming Language", Second Edition, Pearson Education, 2015.
2. Brian W. Kernighan, Rob Pike, "The Practice of Programming", Pearson Education, 1999.
3. Mark Allen Weiss, "Data Structures and Algorithm Analysis in C", Second Edition, Pearson Education, 1997.
4. Y. Langsam, M. J. Augenstein, A. M. Tenenbaum, "Data Structures using C", Pearson Education Asia, 2004.
5. V. Alfred, J. E. Hopcroft, J. D. Ullman, "Data Structures and Algorithms", Pearson education Asia, 1983.
6. Robert Kruse & Bruce Leung, "Data Structures & Program Design in C", Pearson Education, 2007.

	PO1	PO2	PO3	PO4	PO5	PO6
CO1	1	1	2	2	1	2
CO2	2	1	2	3	2	3
CO3	2	2	3	3	2	3
CO4	2	2	3	3	2	3
CO5	3	2	2	3	2	3
CO6	3	3	2	2	3	3

CA5202

OPERATING SYSTEMS

L T P C  
3 0 2 4

## OBJECTIVES:

- To provide an understanding of the major operating system components.
- To describe the services an operating system provides to users, processes and other systems.
- To describe various features of processes including scheduling, creation and termination.
- To present both software and hardware solutions of the critical section problems.
- To explain the functions of file system and performance aspects of I/O hardware and software.

Attested

  
DIRECTOR  
Centre for Academic Courses  
Anna University, Chennai-600 025

## UNIT I INTRODUCTION TO OPERATING SYSTEMS

9

Operating System – Role of an Operating System – Types of Operating System – Major OS Components – Operating System Operations – Operating System Services – System calls – System Programs – Operating System Structure – Process Concept – Process Scheduling – Operations on Processes – Interprocess Communication.

### Suggested Activities:

- External learning - Study of UNIX-like operating system called xv6. <https://pdos.csail.mit.edu/6.828/2018/xv6/book-rev11.pdf>.
- Practical - Introduction to xv6: download, build, boot (in virtual machine if needed).
- Practical - Implementation of a user program in xv6 to print "Hello Welcome to shell Programming!!".
- External learning - Explore the xv6 processes: fork(), exit(), wait(), kill(), exec(), sleep() and wakeup().
- Flipped classroom on asynchronous overlapping processes.

### Suggested Evaluation Methods:

- Discussion and questionnaire on build and boot of xv6.
- Assessing the implemented program.
- Quiz on xv6 system calls and processes.
- Discussion and quiz on asynchronous overlapping processes.

## UNIT II THREADS AND CPU SCHEDULING

9

Threads – Multithreading Models – Thread Libraries – Threading Issues – Basic Concepts of Scheduling – Scheduling Criteria – Scheduling Algorithms – FCFS – SJF – Round Robin – Multiprocessor Scheduling – Real-Time CPU Scheduling.

### Suggested Activities:

- Study on how the system calls can be used to create kernel threads.
- Practical - Create thread and implement multi-threading using pthread library using any language.
- Practical - Study on xv6 scheduling policies and implement xv6 priority scheduling.
- Flipped classroom on scheduling mechanisms versus policies.

### Suggested Evaluation Methods:

- Quiz to judge the understanding of threads.
- Assessing the implemented program.
- Quiz to check the understanding of the scheduling concepts in xv6.
- Discussions and assignment evaluation on scheduling mechanisms.

## UNIT III PROCESS SYNCHRONIZATION

9

Background – Critical Section Problem – Synchronization Hardware – Mutex Locks – Semaphores – Semaphores Usage – Semaphores Implementation – Monitors – Monitors Usage – Dining Philosophers Solutions Using Monitors – Implementation of Monitor Using Semaphores.

### Suggested Activities:

- Practical - Implementation of at least one form of producer consumer problem using any programming language.
- Practical - Implementation a mutex locks using any programming language.
- Practical - Implementation of counting semaphores in xv6.

Attested

**Suggested Evaluation Methods:**

- Evaluation of the implemented programs.

**UNIT IV MEMORY MANAGEMENT****9**

Background – Swapping – Contiguous Memory Allocation – Paging – Segmentation – Virtual Memory – Demand Paging – Copy-on-Write – Page Replacement Policies: FIFO, Optimal, LRU – Allocation of Frames – Thrashing.

**Suggested Activities:**

- Flipped classroom on various segmentation schemes.
- Analyze and justify why mobile operating systems such as android, iOS do not support swapping.
- Study on how memory management and paging works in xv6.
- Practical - Implementation of copy-on-write fork in xv6.

**Suggested Evaluation Methods:**

- Quiz on segmentation schemes.
- Discussions on swapping.
- Quiz on memory management and paging of xv6.
- Assessing the understanding of copy-on-write fork in xv6 through programming assessment.

**UNIT V I/O SYSTEMS****9**

I/O Hardware – Application I/O Interface – Kernel I/O Subsystem – Communication with I/O devices – STREAMS.

**Suggested Activities:**


- External learning - Study on I/O system calls (open, read, write, ioctl, close) in xv6.
- Analyzing and identifying the issues to be addressed while assigning priorities to different interrupts, handling simultaneous interrupts from different devices.

**Suggested Evaluation Methods:**

- Classroom quiz on I/O system calls in xv6.
- Cooperative discussion on handling interrupts.

**PRACTICAL EXERCISES:****30**

1. Introduction to Linux.
2. Experiment most common system calls(e.g OPEN, CREAT, READ, WRITE, CLOSE, LSEEK)in order to make input output operations on files, as well as operations to handle files and directories in Linux.
3. Create, work with and manipulate processes in Linux.
4. Practical - Implement FCFS and SJF scheduling algorithm.
5. Practical - Implement Round Robin scheduling algorithm.
6. Practical - Implement a program using pthreads.
7. Practical - Implement a basic Semaphore.
8. Practical - Implement interprocess communication using pipes.
9. Practical - Implement interprocess communication using signals.
10. Practical - Implement a program to design a game using Unix pipes and IPC through shared memory and message queues.

**TOTAL: 75 PERIODS***Attested*

**DIRECTOR**  
Centre for Academic Courses  
Anna University, Chennai-600 025

**OUTCOMES:**

On completion of the course, the students will be able to:

1. Describe how operating systems have evolved over time from primitive batch systems to sophisticated multi-user systems.
2. Understand the basic concepts of operating system process control, synchronization, and scheduling.
3. Understand the concepts and techniques involved in operating system memory management, secondary storage and file systems.
4. Explain the basic structure and functions of operating systems.
5. Identify the problems related to process management and synchronization and apply learned methods to solve basic problems.
6. Demonstrate knowledge in applying system software and tools available in modern operating systems.

**REFERENCES:**

1. Silberschatz, Abraham, Greg Gagne and Peter B. Galvin, "Operating System Concepts", Ninth Edition, Wiley, 2012.
2. Russ Cox, Frans Kaashoek and Robert Morris, "xv6: A Simple, Unix – like Teaching Operating System", Revision 11. (<https://pdos.csail.mit.edu/6.828/2018/xv6/book-rev11.pdf>)
3. B. Molay, "Understanding Unix/Linux Programming: A Guide to Theory and Practice", Third Edition, Prentice Hall, 2003.
4. William Stallings, "Operating Systems: Internals and Design Principles", Seventh Edition, Pearson Education, 2013.
5. Andrew S. Tanenbaum, "Modern Operating Systems", Addison Wesley, 2009.
6. H. M. Deital, P. J. Deital, D. R. Choffnes, "Operating Systems", Third Edition, Pearson Education, 2015.
7. Source Code: `git clone git://pdos.csail.mit.edu/xv6/xv6.git`.

	PO1	PO2	PO3	PO4	PO5	PO6
CO1	1	1	1	1	1	1
CO2	1	1	1	2	1	1
CO3	1	2	1	2	1	1
CO4	1	1	1	1	1	1
CO5	1	2	2	1	1	1
CO6	2	2	3	1	2	2

Attested



**DIRECTOR**  
Centre for Academic Courses  
Anna University, Chennai-600 025



**OBJECTIVES:**

- To understand the concepts of software processes, process models and fundamental process activities.
- To understand the fundamental concepts of requirements engineering & requirements specification and documents.
- To know about the idea of design patterns and how these are away of reusing design knowledge and experience.
- To be aware of testing processes, techniques and debugging to solve program defects.
- To learn how to use software metrics, manage risk, apply basic software quality assurance practices to ensure that software designs, development, and maintenance meet or exceed applicable standards.

**UNIT 1 PROCESS****9**

Product and Process – Evolution Process and Activities – Software Development Lifecycle Models: Waterfall Model – Incremental Models – Evolutionary Models – Spiral Model – Unified model – Prototype model – Agile methods.

**Suggested Activities:**

- In-class activity - Application specific product and process view.

**Suggested Evaluation Methods:**

- Quizzes on different types of models.
- Assignments on selection of suitable software process models for a given software specification.
- Tutorials on identification of sample application for each process model and justification of the same stating reasons.

**UNIT II SOFTWARE REQUIREMENTS****9**

Functional and Non Functional Requirements – Software Requirements Document – Requirements Specification – Requirements Engineering Processes – Requirements Elicitation & Analysis – Requirements Validation – Requirements Management.

**Suggested Activities:**

- In class activity on software projects like an embedded computer system operating in real time. The following tasks may be performed:
  - Take a real time project and elicit requirements, and form a software requirements Specification document.
  - Draw a process model showing how requirements review might be organized.

**Suggested Evaluation Methods:**

- Tutorial on various requirements elicitation mechanisms and selection of an appropriate strategy.
- Assignment on requirements categorization (considering contradicting, omission, commission of requirements) in a software project.

*Attested*

### **UNIT III ANALYSIS AND DESIGN**

**9**

Analysis Modeling Approaches: Scenario Based Modeling – UML Models – Data Modeling Concepts: Class Based Modeling, Flow Oriented Modeling – Design Process and Concepts – Design Model – Architectural Design – Pattern Based Design – Web App Design – Real Time Software Design – System Design – Data flow Oriented Design – Designing for Reuse – User Interface Design: Interface analysis, Interface Design – Component level Design: Designing Class Based Components, Traditional Components.

#### **Suggested Activities:**

- External learning - Use open source tools to perform modeling approaches.
- In-class activity – Draw UML models for any given real time application.

#### **Suggested Evaluation Methods:**

- Assignment on determine the flow of data/events among the processes in the application under consideration.
- Assignment on designing UI of Sample application

### **UNIT IV SOFTWARE TESTING**

**9**

Software Testing Strategies – White Box Testing – Black Box Testing – Basis Path Testing – Control Structure Testing – Regression Testing – Unit testing – Integration Testing – Validation Testing – System testing – Art of Debugging.

#### **Suggested Activities:**

- External learning - Use open source testing tools to test the program defects and debug it.
- In-class activity on developing test cases for Equivalence class partitioning.
- In-class activity on developing test cases for Boundary value analysis.
- In-class activity on developing test cases for Basis Path testing.
- In-class activity on developing test cases for Control, structure testing.

#### **Suggested Evaluation Methods:**

- Assignment on testing of sample application.
- Assignment on testing sample application using Black box and White box approaches and understand the differences in selecting of test cases from the test suite.
- Case studies based on any real time application projects.

### **UNIT V MANAGEMENT AND METRICS**

**9**

Software Configuration Management – Project management concepts – Process and Project Metrics – Software Cost Estimation – Project scheduling – Risk Management – Software Quality Assurance – Maintenance and Re – engineering – CASE Tools.

#### **Suggested Activities:**

- External learning - Tools for estimating software cost.
- External learning - Software Quality Models.
- In-class activity on FP metrics & Variants.

#### **Suggested Evaluation Methods:**

- Tutorial on Identification of potential risks for software project during development/ maintenance and tabulate.
- Assignment on preparation of Software Configuration Management template for a software project.
- Calculation of Test metrics for Sample application.

**TOTAL: 45 PERIODS**

*Attested*

*[Signature]*

**DIRECTOR**

Centre for Academic Courses  
Anna University, Chennai-600 025



## OUTCOMES:

On completion of the course, the students will be able to:

1. Understand of the role and impact of software engineering in contemporary business, global, economic, environmental and societal context.
2. Elicit the requirements for real, time problems. Analyze and use open source tools for project designing.
3. Develop User Interface design for the given system.
4. Analyze and resolve information technology problems through the application of systematic approaches and diagnostic tools.
5. Estimate the cost of software and apply software management principles.
6. Understand the issue of Software Quality and activities present in typical Quality management process.

## REFERENCES:

1. Roger S. Pressman, "Software Engineering: A Practitioner's Approach", Seventh Edition, McGraw Hill International edition, 2009.
2. Ian Sommerville, "Software Engineering, Ninth Edition", Pearson Education, 2008.
3. Watts S.Humphrey, "A Discipline for Software Engineering", Pearson Education, 2007.

	PO1	PO2	PO3	PO4	PO5	PO6
CO1	3	1	3	3	3	1
CO2	3	1	3	3	3	1
CO3	3	1	3	3	3	1
CO4	3	1	3	3	3	1
CO5	3	1	3	2	3	1
CO6	3	1	3	2	3	1

CA5204

ADVANCES IN DATABASES

L T P C  
3 0 0 3

## OBJECTIVES:

- To learn the fundamentals of data modeling and design in advanced databases.
- To study the working principles of distributed databases.
- To have an introductory knowledge about the query processing in object-based databases and its usage.
- To understand the basics of spatial, temporal and mobile databases and their applications.
- To learn emerging databases such as XML, Data warehouse and NoSQL.

## UNIT I DISTRIBUTED DATABASES

9

Distributed Systems – Introduction – Architecture – Distributed Database Concepts – Distributed Data Storage – Distributed Transactions – Commit Protocols – Concurrency Control – Distributed Query Processing.

Attested

  
DIRECTOR  
Centre for Academic Courses  
Anna University, Chennai-600 025

**Suggested Activities:**

- Practical - Design of distributed database with fragmentation using any DBMS.
- Flipped classroom on distributed transaction protocols.
- Writing distributed queries and optimizing the queries.

**Suggested Evaluation Methods:**

- Evaluation of designed Distributed Database system.
- Quizzes on distributed transactions.
- Tutorials on distributed queries and optimization.

**UNIT II NOSQL DATABASES****9**

NoSQL – CAP Theorem – Sharding - Document based – MongoDB Operation: Insert, Update, Delete, Query, Indexing, Application, Replication, Sharding, Deployment – Using MongoDB with PHP / JAVA – Advanced MongoDB Features – Cassandra: Data Model, Key Space, Table Operations, CRUD Operations, CQL Types – HIVE: Data types, Database Operations, Partitioning – HiveQL – OrientDB Graph database – OrientDB Features.

**Suggested Activities:**

- Exploring MongoDB using JAVA/Python/Ruby/PHP.
- Perform Database Operations using MongoDB/Cassandra/HIVE.
- Scenario based query development for database applications.

**Suggested Evaluation Methods:**

- Evaluation of the database operations.
- Tutorial on scenarios to analyze the need for DB in various applications.
- Quizzes on query language features.

**UNIT III ADVANCED DATABASE SYSTEMS****9**

Spatial Databases: Spatial Data Types, Spatial Relationships, Spatial Data Structures, Spatial Access Methods – Temporal Databases: Overview – Active Databases – Deductive Databases – Recursive Queries in SQL – Mobile Databases: Location and Handoff Management, Mobile Transaction Models, Concurrency – Transaction Commit Protocols – Multimedia Databases.

**Suggested Activities:**

- Individual/group activities for application specific data handling.
- Discussion about advantages and drawbacks of transaction models for different applications involving spatial-temporal data.

**Suggested Evaluation Methods:**

- Tutorials on active and deductive databases.
- Assignments on spatial databases.
- Quizzes on mobile database transactions.

**UNIT IV XML AND DATAWAREHOUSE****9**

XML Database: XML – XML Schema – XML DOM and SAX Parsers – XSL – XSLT – XPath and XQuery – Data Warehouse: Introduction – Multidimensional Data Modeling – Star and Snowflake Schema – Architecture – OLAP Operations and Queries.

**Suggested Activities:**

- Flipped classroom on demonstrate the operations on XML data and data warehouse.
- Practical - Use tools to solve data access scenarios.

*Attested*

**Suggested Evaluation Methods:**

- Assignments on XML parsers, XSL and XQuery.
- Demonstration and presentation of the practical assignments.

**UNIT V INFORMATION RETRIEVAL AND WEB SEARCH****9**

IR concepts – Retrieval Models – Queries in IR system – Text Preprocessing – Inverted Indexing – Evaluation Measures – Web Search and Analytics – Current trends.

**Suggested Activities:**

- Flipped classroom on queries in IR.
- Practical - Install any IR framework such as SOLR, and experiment with it.

**Suggested Evaluation Methods:**

- Practical demonstration on IR Queries.
- Quizzes on IR frameworks and related tools.

**TOTAL: 45 PERIODS****OUTCOMES:**

On completion of the course, the student will be able to:

1. Design a distributed database system and execute distributed queries.
2. Use NoSQL database systems and manipulate the data associated with it.
3. Have knowledge of advanced database system concepts.
4. Design a data warehouse system and apply OLAP operations.
5. Design XML database systems and validating with XML schema.
6. Apply knowledge of information retrieval concepts on web databases.

**REFERENCES:**

1. Henry F Korth, Abraham Silberschatz, S. Sudharshan, "Database System Concepts", Sixth Edition, McGraw Hill, 2011.
2. R. Elmasri, S.B. Navathe, "Fundamentals of Database Systems", Seventh Edition, Pearson Education/Addison Wesley, 2017.
3. C. J. Date, A. Kannan, S. Swamynathan, "An Introduction to Database Systems", Eighth Edition, Pearson Education, 2006.
4. Jiawei Han, Micheline Kamber, Jian Pei, "Data Mining: Concepts and Techniques", Third Edition, Morgan Kaufmann, 2012.
5. Brad Dayley, "Teach Yourself NoSQL with MongoDB in 24 Hours", Sams Publishing, 2014.
6. Shashank Tiwari, "Professional NoSQL", O'Reilly Media, 2011.
7. Vijay Kumar, "Mobile Database Systems", John Wiley & Sons, 2006.

	PO1	PO2	PO3	PO4	PO5	PO6
<b>CO1</b>	2	1	2	1	1	1
<b>CO2</b>	2	2	2	2	1	1
<b>CO3</b>	1	1	1	1	1	1
<b>CO4</b>	2	2	2	2	1	1
<b>CO5</b>	2	2	2	2	1	1
<b>CO6</b>	1	1	2	2	1	1

Attested



**Suggested Activities:**

- Practical - Implementation of simple web application using PHP.
- Practical - Implementation of database access using web application.

**Suggested Evaluation Methods:**

- Demonstrations of implementations.

**UNIT V          ADVANCED FRAMEWORKS****9**

Model View Controller Architecture – PHP frameworks – Code Igniter on Newer Versions of PHP – Installing Twitter Bootstrap – Installing and using Sparks – Creating the Database – Creating the View – Creating the Model – Creating the Controller – Creating an Ecommerce Site.

**Suggested Activities:**

- Practical - Installing the bootstrap.
- Practical - Writing simple application using Sparks like online shopping cart.

**Suggested Evaluation Methods:**

- Demonstration of application functions.

**TOTAL: 45 PERIODS****OUTCOMES:**

On completion of the course, the students will be able to:

1. Create simple web pages and incorporate client side validation.
2. Create dynamic websites with JQuery and AngularJS.
3. Write simple programs using PHP.
4. Develop web application using PHP and MySQL.
5. Develop web application using MVC architecture with advanced frameworks.
6. Develop a full-fledged web application incorporating advanced features.

**REFERENCES:**

1. Harvey Deitel, Abbey Deitel, "Internet and World Wide Web How to Program", Fifth Edition, Pearson Publication, 2012.
2. Steven Holzner, "PHP: The Complete Reference", Fifth Edition, McGraw Hill, 2017.
3. Rob Foster, "CodeIgniter Web application Blueprints", Packt, 2015.
4. Robin Nixon, "Learning PHP, MySQL, JavaScript, CSS & HTML5: A Step-by-Step Guide to Creating Dynamic Websites". O'Reilly Media, 2014.

PROGRESS THROUGH KNOWLEDGE

	PO1	PO2	PO3	PO4	PO5	PO6
CO1	3	1	3	3	3	1
CO2	3	1	3	3	3	1
CO3	3	1	3	2	3	1
CO4	3	1	3	2	3	1
CO5	3	1	3	3	3	2
CO6	3	3	3	3	3	3

Attested

  
**DIRECTOR**  
 Centre for Academic Courses  
 Anna University, Chennai-600 025

**OBJECTIVES:**

- To introduce the concepts of structured programming language.
- To develop skills in design and implementation of data structures and their applications.
- To learn and implement linear data structures and nonlinear data structures.
- To study and implement hashing techniques.
- To study and analyze the different sorting and searching techniques.

**EXPERIMENTS:**

1. Implementation of simple programs in C using Data types, Variables, Conditional and Iterative Statements.
2. Implementation of simple programs in C using arrays and functions.
3. Implementation of simple programs in C using structures and unions.
4. Implementation of simple programs in C using pointers.
5. Implementation of singly linked list ADT, doubly linked list ADT.
6. Implementation of circular linked list ADT and applications of lists.
7. Implementation of stack ADT using arrays and linked lists and applications of stack.
8. Implementation of queue ADT using arrays and linked lists.
9. Implementation of binary search tree ADT.
10. Implementation of hashing techniques such as separate chaining, open addressing.
11. Implementation of sorting algorithms – insertion sort, shell sort, merge sort.
12. Implementation of searching algorithms – linear search and binary search.

**TOTAL: 60 PERIODS**

**OUTCOMES:**

On completion of the course, the students will be able to:

1. Apply knowledge to solve computer science and information technology problems using the basics of C programming and the concepts of data structures.
2. Choose and apply linear data structure for a given application.
3. Choose and apply non-linear data structures for a given application.
4. Apply different types of hashing techniques based on the problem requirements.
5. Use sorting techniques for a given real world application.
6. Use searching techniques to solve a given problem.

	PO1	PO2	PO3	PO4	PO5	PO6
<b>C01</b>	1	1	2	1	2	1
<b>C02</b>	2	2	3	1	2	2
<b>C03</b>	3	2	3	2	3	3
<b>C04</b>	2	2	3	2	2	2
<b>C05</b>	3	2	3	2	3	3
<b>C06</b>	3	2	2	3	3	2

*Attested*

*[Signature]*



**OBJECTIVES:**

- To understand the basics of web standards and scripting languages.
- To design rich web pages using advanced scripts.
- To understand and develop simple PHP programs.
- To create dynamic web pages at server – side scripting with database connectivity.
- To develop MVC framework based web application using PHP.

**EXPERIMENTS:**

1. Write CSS rule that specifies the presentation of elements on a website to control its appearance.
2. Traverse, edit and modify elements in a HTML5 document using DOM.
3. Create a website with dynamic features using JavaScript event handling.
4. Create enhanced web pages using JQuery and AngularJS.
5. Write PHP programs to demonstrate the uses of array, string manipulation, file and exception handling.
6. Write PHP programs to connect to MySQL database and provide CRUD operations.
7. Develop simple PHP based web application for session handling.
8. Create an XML document; load the XML document into your web browser. Write an XML Schema document specifying the structure of the XML document created. Write an XSL style sheet for your solution that displays the content in an HTML5 table.
9. Develop PHP based internet rich application with AJAX features.
10. Develop PHP programs to demonstrate object features.
11. Create PHP based web application to attach files and send emails.
12. Create PHP application using Code Igniter framework to demonstrate MVC architecture.


**TOTAL: 60 PERIODS****OUTCOMES:**

On completion of the course, the students will be able to:

1. Create simple web pages and incorporate client side validation.
2. Create dynamic websites with JQuery and AngularJS.
3. Write simple programs using PHP.
4. Develop web application using PHP and MySQL.
5. Develop web application using MVC architecture with advanced frameworks.
6. Develop a full-fledged web application incorporating advanced features.

	PO1	PO2	PO3	PO4	PO5	PO6
CO1	3	1	3	3	3	1
CO2	3	1	3	3	3	1
CO3	3	1	3	2	3	1
CO4	3	1	3	2	3	1
CO5	3	1	3	3	3	2
CO6	3	3	3	3	3	3

Attested



**DIRECTOR**  
Centre for Academic Courses  
Anna University, Chennai-600 025

**OBJECTIVES:**

- To understand the network fundamentals.
- To explore various application layer protocols.
- To understand the transport layer services.
- To learn the network layer functionalities.
- To understand the link layer services and data communication fundamentals.

**UNIT I APPLICATION LAYER****12**

Principles of Network Applications – Protocol Architecture: TCP/IP Protocol Architecture – Introduction to Socket Programming – Web and HTTP – File Transfer Protocol – Domain Name System – SMTP – POP – IMAP – Peer to Peer Applications – Performance: Latency, Delay and Bandwidth Product.

**Suggested Activities:**

- Assignment on list of protocols in each layer of the TCP/IP standard.
- External learning - Socket programming.
- Assignment on classical problems on performance of applications based on delay, bandwidth metrics.

**Suggested Evaluation Methods:**

- Demonstration of HTTP/DNS format using Wireshark.
- Demonstration of Practical configuration of POP3.
- Quiz on working of BitTorrent.

**UNIT II TRANSPORT LAYER****12**

Transport Layer Services – UDP – Reliable Byte Stream: TCP, Connection Establishment and Termination, Sliding Window, Triggering Transmission, Adaptive Retransmission, TCP Extensions – TCP Congestion Control.

**Suggested Activities:**

- Flipped classroom on UDP/ TCP packet segment.
- Flipped classroom on sliding window based flow control.
- External learning - Adaptive retransmissions.

**Suggested Evaluation Methods:**

- Quiz on TCP state transition.
- Demonstration of TCP/UDP segment format using Wireshark.

**UNIT III NETWORK LAYER****12**

Network Layer Functions – Switching and Forwarding: Datagrams, Virtual Circuit Switching, Source Routing – Internetworking: IPv4, IP Address Classes, Subnetting, CIDR, ARP, DHCP, ICMP – Routing: DVR, LSR, BGP – IPv6.

**Suggested Activities:**

- Flipped classroom on Virtual Circuit Switching.
- External learning - IP Packet format/ Fragmentation.
- External learning - Network Bridges.
- Assignment on classical problems on Subnetting/CIDR.

*Attested*



**Suggested Evaluation Methods:**

- Demonstration of analyzing IP/ARP/DHCP/ICMP packets using Wireshark.
- Quiz on BGP.
- Group discussion on IPv6.

**UNIT IV DATA LINK LAYER****12**

Hardware Building Blocks: Nodes, Links – Link Layer Functions – Framing: PPP, HDLC – Error Detection: Two Dimension Parity, Checksum, CRC – Reliable Transmission: Stop and Wait, Sliding Window – MAC: Ethernet, WiFi.

**Suggested Activities:**

- External learning - Bit/byte oriented protocols.
- Assignment on classical problems in checksum/CRC.
- Flipped classroom on sliding window protocol.

**Suggested Evaluation Methods:**

- Viva voce on assignment topics.
- Quiz on Ethernet/WiFi frame format.
- Demonstration on analyzing ethernet frames using Wireshark.
- Quiz on hubs/switches.

**UNIT V FUNDAMENTALS OF DATA COMMUNICATION****12**

Communication Model – Data communications – Data Transmission: Concepts and Terminology, Analog and Digital Transmission, Transmission Impairments – Signal Encoding Techniques: Digital Data and Digital Signals – Multiplexing: FDM, TDM, Multiple Channel Access.

**Suggested Activities:**

- Flipped classroom on transmission impairments.
- Assignment on classical problems in digital data and digital signal encoding.
- External learning - Channel capacity measurements.
- Assignment on differences between wired and wireless transmissions.

**Suggested Evaluation Methods:**

- Viva voce on assignment topics.
- Quiz on digital data and digital signal encoding.
- Quiz on transmission media types.

**TOTAL: 60 PERIODS****OUTCOMES:**

On completion of the course, the students will be able to:

1. Describe the fundamentals of internetworking.
2. Design new application layer protocols for various applications.
3. Select suitable transport layer protocols for network applications.
4. Trace and analyze the packets between end-to-end applications.
5. Calculate the capacity of links between nodes.
6. Identify suitable signal encoding techniques for various scenarios.

**REFERENCES:**

1. James F. Kurose, Keith W. Ross, "Computer Networking: A Top-Down Approach", Seventh Edition, Pearson Education, 2017.
2. Larry L. Peterson and Bruce S. Davie, "Computer Networks: A Systems Approach", Fifth Edition, Morgan Kaufmann Publishers, 2011.
3. William Stallings, "Data and Computer Communications", Tenth Edition, Pearson, 2014.
4. Ying-Dar Lin, Ren-Hung Hwang, Fred Baker, "Computer Networks: An Open Source Approach", McGraw-Hill, 2012.

	PO1	PO2	PO3	PO4	PO5	PO6
CO1	2	2	3	2	1	1
CO2	3	2	3	2	1	1
CO3	3	2	3	3	2	1
CO4	3	2	2	3	1	1
CO5	2	2	2	2	1	1
CO6	2	2	2	2	1	1

CA5302

JAVA PROGRAMMING

L T P C  
3 0 0 3

**OBJECTIVES:**

- To understand the object oriented concepts of Java.
- To learn GUI based application development and network programming.
- To build dynamic web sites using server side technologies with database connectivity.
- To learn the concepts of distributed objects, messaging and mail services.
- To understand the importance of advanced frameworks.

**UNIT I JAVA BASICS**

9

Overview of Java – Java Fundamentals: Classes, Objects, Methods and Strings – Methods: A Deeper Look – Arrays and Array Lists – Classes and Objects: A Deeper Look – Inheritance – Polymorphism – Interfaces – Packages – Exception Handling – Strings, Characters and Regular Expressions.

**Suggested Activities:**

- Flipped classrooms on basics of Java.
- Learning and Implementation in the following topics.
  - Create and manipulate character – string objects of class String, String Builder and Character.
  - Creating applications using system and user defined exceptions.

**Suggested Evaluation Methods:**

- Quiz on Java fundamentals.
- Demonstration of Java programs with object oriented features.

**UNIT II GUI, I/O AND NETWORK PROGRAMMING**

9

Applets – Applet based GUI – Graphics and Java 2D – Basics of Swings – I/O, Streams and Object Serialization – Recursion – Threads – Multithreading – Generic collections – Generic Classes and Methods – Networking Manipulating URLs – Reading web pages – Using stream sockets – Datagrams – Broadcasting – Multicasting – Chat application.

**Suggested Activities:**

- Learning and implementation in the following topics.
  - Java I/O Streams for text and binary data operations to read from and write to files.
  - Java Applications using Generics.

Attested

  
DIRECTOR  
Centre for Academic Courses  
Anna University, Chennai-600 025

- Java Frame and Applet based Application Development.
- Java based thread implementation using thread priorities.
- Java networking applications using sockets and datagram's.

**Suggested Evaluation Methods:**

- Quiz on generics and networking.
- Tutorial assignments on advanced Java features.

**UNIT III JDBC AND WEB APPLICATION DEVELOPMENT 9**

Accessing Database with JDBC – Basics – Manipulating Databases with JDBC – Overview of Servlets – Servlet API – Servlet Life Cycle – Servlet Configuration – Running Servlet with Database Connectivity – Session Tracking – Basics of JSP – Java Server Faces – Multitier Application Architecture – MVC Architecture of JSF Apps – Common JSF Components – Session Tracking.

**Suggested Activities:**

- Developing a database application using JDBC.
- Creation of simple servlet based application.
- Creation of JSF application and managing sessions.

**Suggested Evaluation Methods:**

- Quizzes on database application using JDBC.
- Demonstration of web applications developed using servlets, JSP and JSF.

**UNIT IV DISTRIBUTED OBJECTS 9**

RMI Programming Model – Remote Object Activation – Java Beans Component – Java Beans API – Java Messaging Services (JMS) – Synchronous and Asynchronous Messaging – Java Mail API – Java Web Services.

**Suggested Activities:**

- Developing distributed applications using RMI and Java Bean.
- Development of synchronous and asynchronous Java based messaging services.
- Creation of a SOAP and RESTful based web services.

**Suggested Activities:**

- Quiz on RMI, XML and web services.
- Demonstration of RMI, XML and web services implementation.

**UNIT V: ADVANCED FRAMEWORKS 9**

Advanced Frameworks – Understanding Struts – MVC framework – Struts Control Flow – Building Model View Controller Component – Hibernate – Architecture – Understanding O/R mapping – Query language – Spring Framework – Architecture – Case Studies.

**Suggested Activities:**

- Flipped classroom on MVC Architecture

**Practical Learning:**

- Create a simple application using struts.
- Hibernate framework based O/R mapping.
- To create simple applications using Spring framework.

*Attested*

*[Signature]*

**Suggested Evaluation Methods:**

- Demonstration on Hibernate, Struts and Spring framework based application.

**TOTAL: 45 PERIODS****OUTCOMES:**

On completion of the course, the students will be able to:

1. Practical - Implement object oriented concepts of Java programming.
2. Work with Generics, networking and GUI based application development.
3. Develop dynamic web applications with database connectivity using server side technologies.
4. Create distributed applications using RMI, Java Bean and web services.
5. Design and development of applications using advanced frameworks.
6. Understand the importance of advanced frameworks.

**REFERENCES:**

1. "Core and Advanced Java, Black Book", Dreamtech Press, 2018.
2. Paul J. Deitel, Harvey Deitel, "Java How to Program", Eleventh Edition, Pearson, 2017.
3. Cay S. Horstmann, "Core Java Volume I & II", Pearson Education, 2018.
4. Herbert Schildt, "Java The Complete Reference", Eighth Edition, Tata McGraw Hill, 2011.
5. Paul Dietel, Harvey Dietel, Abbey Dietel, "Internet and World Wide Web", Fifth Edition, Pearson Education, 2012.

	PO1	PO2	PO3	PO4	PO5	PO6
CO1	3	1	3	3	3	2
CO2	3	1	3	3	3	2
CO3	3	1	3	3	3	2
CO4	3	1	3	3	3	2
CO5	3	1	3	3	3	3
CO6	3	1	3	3	3	2

PROGRESS THROUGH KNOWLEDGE

**CA5303      ADVANCED DATA STRUCTURES AND ALGORITHM DESIGN****L T P C  
3 0 0 3****OBJECTIVES:**

- To learn the usage of hierarchical data structures.
- To familiarize with various heap structures.
- To understand the usage of graph algorithms.
- To understand the techniques involved in analyzing the efficiency of computer algorithms.
- To learn and understand the usage of algorithm design paradigms to solve real life problems.

*Attested*

*Woj*  
**DIRECTOR**  
 Centre for Academic Courses  
 Anna University, Chennai-600 025

## **UNIT I            ADVANCED NON-LINEAR DATA STRUCTURES**

**8**

AVL Trees – Splay Trees: Splaying – Top Down Splay Trees – B-Trees – Red Black Trees: Bottom Up Insertion – Tries.

### **Suggested Activities:**

- Flipped classroom on binary search tree and tree traversals.
- External learning on 2-3 Trees, M-ary Trees.
- Practical - Choose and apply a suitable tree structure for solving a given real time problem such as organization of data points in K-dimensional space.

### **Suggested Evaluation Methods:**

- Assignments on problem solving on 2-3 trees and M-ary trees.
- Quizzes on binary trees and tree traversals.

## **UNIT II            HEAP STRUCTURES**

**10**

Binary Heaps – Min Max Heaps – Leftist Heaps – Skew Heaps – Binomial Heaps – Fibonacci Heaps – Lazy Merging for Binomial Queues – Fibonacci Heap Operations – Amortized Analysis.

### **Suggested Activities:**

- Flipped classroom on binary heap operations.
- External learning on D-heaps.
- Practical - Implementation on min max heaps.

### **Suggested Evaluation Methods:**

- Assignments on problem solving on Fibonacci heap operations using amortized analysis.
- Quizzes on heap operations and D-heaps.

## **UNIT III            GRAPH ALGORITHMS**

**9**

Graphs: Representation of Graphs – Graph Traversals – Topological Sort – Shortest Path Algorithms: Dijkstra's Algorithm – Graph with Negative Edge Costs – All Pairs Shortest Path – Minimum Spanning Tree: Prim's and Kruskal's Algorithm.

### **Suggested Activities:**

- Flipped classroom on basics of graphs and graph operations.
- External learning on applications of graphs and DFS.
- Practical Learning to choose and apply a suitable graph algorithm for solving a real time problem/scenario such as finding shorter routes in networks, finding relationship in social network graphs.

### **Suggested Evaluation Methods:**

- Assignments on applications of graphs and DFS.
- Quizzes on graph operations.
- Demonstration on practical learning.

## **UNIT IV            ALGORITHMS IN COMPUTING**

**9**

Introductions to Algorithms – Iterative and Recursive Algorithms – Designing Algorithms – Analyzing Algorithms – Growth of Functions: Asymptotic Notations – Standard Notations and Common Functions – Recurrences: The Substitution Method – The Recursion – Tree Method – Master's Method.

*Attested*

**Suggested Activities:**

- Flipped classroom on basics of algorithms and design of algorithms.
- Assignment on finding order of growth for exponent and logarithmic time algorithms.
- Assignment on analysis of time complexity for different algorithms such as sorting, searching and series generation.
- Assignment on solving recurrence relations using substitution and recursion tree method.
- Assignment on formulation of recurrence equations for recursive programs such as Tower of Hanoi, staircase, and triangular number problems.

**Suggested Evaluation Methods:**

- Assignments on problem solving exercises.
- Evaluation of order of growth for various algorithms.
- Evaluation of the assignments.
- Evaluation of recurrence relations solutions.

**UNIT V                      ALGORITHM DESIGN TECHNIQUES****9**

Greedy Algorithms: Huffman Codes – Divide and Conquer: Merge Sort – Dynamic Programming: Using a Table instead of Recursion – Ordering Matrix Multiplications – Introduction to NP Completeness – NP Complete Problems: Traveling Salesman Problem – Randomization Approach.

**Suggested Activities:**

- Flipped classroom on basics of algorithm design strategies.
- External learning - Backtracking algorithms, e.g., n queens problem.
- Practical - Choose and apply a suitable algorithm design technique for solving real time problems such as puzzle solving, checker board and job selection.

**Suggested Evaluation Methods:**

- Assignments on backtracking techniques.
- Quizzes on algorithm design strategies.
- Demonstration of practical learning.

**TOTAL: 45 PERIODS****OUTCOMES:**

On completion of the course, the students will be able to:

1. Apply hierarchical data structures based on the problem requirements.
2. Apply different heap data structures to solve real time problems.
3. Design algorithms using graph structures to solve real life problems.
4. Analyze and compare the algorithms based on their efficiency.
5. Solve real time problems by implementing learned algorithm design techniques and data structures.
6. Solve NP complete problems using appropriate methods.

**REFERENCES**

1. Mark Allen Weiss, "Data Structures and Algorithm Analysis in Java", Third Edition, Pearson Education, 2012.
2. Michael T. Goodrich, Roberto Tamassia, "Data Structures and Algorithms in Java", Fourth Edition, Wiley, 2002.
3. Robert Sedgewick, "Algorithms in Java", Third Edition, Addison Wesley, 2002.
4. Thomas H. Cormen, Charles E. Leiserson, Ronald L. Rivest, Clifford Stein, "Introduction to Algorithms", Third Edition, PHI Learning, 2002.
5. S. Sridhar, "Design and Analysis of Algorithms", Oxford University Press, 2014.
6. Alferd V. Aho, John E. Hopcroft and Jeffrey D. Ullman, "Data Structures and Algorithms", Pearson Education, 1983.
7. Anany Levitin, "Introduction to Design and Analysis of Algorithms", Third Edition, Pearson Education, 2012.



	PO1	PO2	PO3	PO4	PO5	PO6
CO1	3	1	3	3	3	1
CO2	3	1	3	3	3	1
CO3	3	1	3	3	3	1
CO4	3	1	3	3	3	1
CO5	3	1	3	2	3	1
CO6	3	1	3	2	3	1

CA5311

JAVA PROGRAMMING AND NETWORKS LABORATORY

L T P C  
0 0 4 2

**OBJECTIVES:**

- To understand and apply the fundamentals of core Java.
- To implement inheritance, polymorphism, interfaces, multithreading, streaming, networking, generic collections and RMI.
- To develop web applications using client side and server side programming.
- To understand SOAP and REST based web service standards.
- To learn and use MVC architecture for application development.

**EXPERIMENTS:**

1. Design and Implement java programs that deals with the following:
  - a. Classes and Objects and Interfaces.
  - b. Exception Handling with user defined Exceptions.
  - c. String Handling (String Class objects – string manipulation functions).
  - d. Streaming (image file handling using byte streams – text file manipulation using character streams).
  - e. Implementation of Thread Synchronization using any application.
  - f. Reading and Writing Objects using Serialization.
  - g. Creation of User Interfaces using SWING and graphic features.
  - h. Creation and Manipulation of generic objects.
2. Java socket programming.
  - a. Implementation of chat client-server application.
  - b. Implementation of simple http client/server application.
  - c. Simulation of DNS protocol.
3. Reading websites using URL class.
4. Implementation of any Information System using JDBC.
5. Remote Method Access using RMI Implementation.
6. Database Connectivity using Java Bean.
7. Web Application development using Servlet, JSP and JSF.
8. Session Management and Implementation of Cookies using JSF.

Attested

  
DIRECTOR  
Centre for Academic Courses  
Anna University, Chennai-600 025



9. Development of SOAP and REST based web services.
10. Development of Hibernate framework based application for O/R mapping.
11. Web application development using Struts framework & Spring framework.
12. Analyze live HTTP/DNS/UDP/TCP/IP/ICMP/DHCP packets using Wireshark tool.

**TOTAL: 60 PERIODS**

**OUTCOMES:**

On completion of the course, the students will be able to:

1. Write programs on advanced features of Java such as streaming, networking, multithreading and generics.
2. Design and develop GUI based components and animations.
3. Develop chat and file transfer applications.
4. Create JDBC based distributed applications using RMI and Java Beans.
5. Develop dynamic data driven websites using server side programming.
6. Create MVC applications using advanced frameworks.

	PO1	PO2	PO3	PO4	PO5	PO6
CO1	3	1	3	2	3	2
CO2	3	1	3	3	3	3
CO3	3	1	3	3	3	2
CO4	3	2	3	3	3	3
CO5	3	2	3	3	3	3
CO6	3	2	3	3	3	3

CA5312

**ADVANCED DATA STRUCTURES AND ALGORITHMS  
LABORATORY**

**L T P C  
0 0 4 2**

**OBJECTIVES:**

- To understand the usage of advanced tree structures.
- To familiarize the usage of heap structures.
- To learn the usage of graph data structures and spanning trees.
- To learn how to analyze the complexities of algorithms.
- To explore the various design strategies of algorithms.

**EXPERIMENTS:**

1. Implementation of AVL tree and its operations.
2. Implementation of Splay tree and its operations.
3. Implementation of red-black tree and its operations.
4. Implementation of basic heap and leftist heap operations.
5. Implementation of Fibonacci heap operations.
6. Implementation of representation of graphs and topological sort.
7. Implementation of a spanning tree for a given graph using Prim's algorithm.

*Attested*

*[Signature]*  
**DIRECTOR**  
 Centre for Academic Courses  
 Anna University, Chennai-600 025

8. Implementation of shortest path algorithms such as Dijkstra's and Floyd Warshall's algorithm.
9. Implementation of iterative and recursive algorithms with its complexity analysis.
10. Implementation of merge sort algorithm analysis using divide and conquer approach.
11. Implementation of matrix chain multiplication using dynamic programming approach.
12. Implementation of Huffman coding using greedy approach.

**TOTAL: 60 PERIODS**

**OUTCOMES:**

On completion of the course, the students will be able to:

1. Implement basic and advanced data structures extensively.
2. Choose and apply suitable hierarchical data structures for real time problems.
3. Apply suitable heap data structures based on the problem requirements.
4. Design and apply algorithms using graph structures.
5. Design and implement iterative and recursive algorithms with minimum complexity.
6. Design and develop efficient algorithms by adopting suitable algorithm design strategies.

	PO1	PO2	PO3	PO4	PO5	PO6
CO1	3	1	3	2	3	1
CO2	3	1	3	2	2	1
CO3	3	1	3	3	2	1
CO4	3	1	3	3	2	1
CO5	3	1	3	2	2	1
CO6	3	1	3	2	2	1

CA5313

**SOCIALLY RELEVANT PROJECT**

**L T P C**  
**0 0 2 1**

**OBJECTIVES:**

- To identify socially relevant problems.
- To design solutions for socially relevant problems.
- To develop projects based on software design process.
- To implement solutions for societal valued projects using relevant state of the art technologies.
- To test the implemented project based on user needs and usefulness.

Students are expected to take up problems that would directly benefit the society and design and implement an IT based solution for the problem, based on the courses undertaken up to that semester. The domains of the problems may reach out to sectors like but not limited to Energy, Education, Material, Environment, Telecommunications, Defense, Healthcare, Entertainment and Agriculture. The societal value of the project is to be evaluated based on the need of the hour and request from stakeholders. The evaluation of the project would be

*Attested*

based on the usefulness of the problem statement, formulation of the problem, stakeholders need, and the usage statistics of the solution and the technical merit of the solution.

The project design, development and testing phases may be as per the following:

**REQUIREMENTS ENGINEERING PHASE:**

- Problem identification.
- Feasibility study of domain.
- Requirement elicitation and analysis.

**DESIGN PHASE:**

- Architectural design.
- UI design.
- Component Design.
- Database design.

**IMPLEMENTATION PHASE:**

- Coding in a suitable language using necessary platforms and tools.

**TESTING AND VALIDATION PHASE:**

- Component Testing.
- System Testing.
- Acceptance Testing.

**TOTAL: 30 PERIODS**

**OUTCOMES:**

On completion of the course, the students will be able to:

1. Analyze social problems and provide technical solutions.
2. Benefit the society by providing IT based solutions for social problems.
3. Design, develop and implement solutions for social problems.
4. Develop innovative technical solutions of social relevance.
5. Design, develop and implement standard solutions to social problems applying Software engineering methodologies.
6. Evaluate the solution based on usefulness, effectiveness and user satisfaction.

**REFERENCES:**

1. <https://www.niti.gov.in/>
2. <https://www.sih.gov.in/>

	PO1	PO2	PO3	PO4	PO5	PO6
CO1	3	3	3	3	3	3
CO2	3	3	3	3	3	3
CO3	3	1	3	3	2	3
CO4	3	1	3	3	2	3
CO5	3	1	3	3	3	3
CO6	3	3	2	2	3	3

*Attested*

  
**DIRECTOR**  
Centre for Academic Courses  
Anna University, Chennai-600 025

**OBJECTIVES:**

- To know the fundamental concepts of data science and analytics.
- To learn fundamental data analysis using R.
- To understand various data modeling techniques.
- To learn the basic and advanced features of open source big data tools and frameworks.
- To study various analytics on stream data.

**UNIT I INTRODUCTION TO DATA SCIENCE AND BIG DATA****9**

Introduction to Data Science – Data Science Process – Exploratory Data analysis – Big data: Definition, Risks of Big Data, Structure of Big Data – Web Data: The Original Big Data – Evolution Of Analytic Scalability – Analytic Processes and Tools – Analysis versus Reporting – Core Analytics versus Advanced Analytics– Modern Data Analytic Tools – Statistical Concepts: Sampling Distributions – Re-Sampling – Statistical Inference – Introduction to Data Visualization.

**Suggested Activities:**

- Case studies on big data application domain.
- Solving numerical problems in sampling, hypothesis testing.
- Converting real time decision making problems into hypothesis.

**Suggested Evaluation Methods:**

- Assignments on hypothesis testing.
- Group presentation on big data applications with societal need.
- Quizzes on sampling and statistical testing.

**UNIT II DATA ANALYSIS USING R****9**

Univariate Analysis: Frequency, Mean, Median, Mode, Variance, Standard Deviation, Skewness and Kurtosis – Bivariate Analysis: Correlation – Regression Modeling: Linear and Logistic Regression – Multivariate Analysis – Graphical representation of Univariate, Bivariate and Multivariate Analysis in R: Bar Plot, Histogram, Box Plot, Line Plot, Scatter Plot, Lattice Plot, Regression Line, Two-Way cross Tabulation.

**Suggested Activities:**

- Practical - Perform univariate analysis on UCI datasets.
- Solve numerical problems in correlation and regression using sample real time data.
- Practical - Implement univariate, bivariate and multivariate analysis using R Studio.
- Given a data set, explore the features using data analysis in R.

**Suggested Evaluation Methods:**

- Assignment on univariate, bivariate and multivariate analysis.
- Demonstrate implementation of univariate, bivariate and multivariate analysis using R Studio.
- Assignment on comparative analysis of the two or more data sets using their features.

**UNIT III DATA MODELING****9**

Bayesian Modeling – Support Vector and Kernel Methods – Neuro – Fuzzy Modeling – Principal Component Analysis – Introduction to NoSQL: CAP Theorem, MongoDB: RDBMS VsMongoDB, Mongo DB Database Model, Data Types and Sharding – Data Modeling in HBase: Defining Schema – CRUD Operations.

*Attested*

**Suggested Activities:**

- Practical - Implementation of Bayesian modeling using Weka tool.
- Practical - Given a data set, apply Bayesian and neural models using open source data modeling tools.
- Solve numerical problems on Eigen Value, Eigen Vector, etc. to understand the working principles of mining techniques.
- Demonstration on data distribution in HBase and MongoDB.

**Suggested Evaluation Methods:**

- Implementation demonstration of Bayesian modeling and other simple data preprocessing tasks using Weka tool.
- Implementation demonstration of practical exercises.
- Mini project (individual) - Given a data set and decision making scenario identify suitable modeling technique(s) and implement using Weka tool.

**UNIT IV DATA ANALYTICAL FRAMEWORKS****10**

Introduction to Hadoop: Hadoop Overview – RDBMS versus Hadoop – HDFS (Hadoop Distributed File System): Components and Block Replication – Introduction to MapReduce – Running Algorithms Using MapReduce – Introduction to HBase: HBase Architecture, HLog and HFile, Data Replication – Introduction to Hive, Spark and Apache Sqoop.

**Suggested Activities:**

- Case studies on MapReduce for text mining and simple linear problems using numerical methods.
- Design and develop algorithms to be executed in MapReduce involving numerical methods for analytics.

**Suggested Evaluation Methods:**

- Mini Project (Group) - Real time data collection, saving in Hive, implement analytical techniques using MapReduce tasks and result projection.

**UNIT V STREAM ANALYTICS****8**

Introduction To Streams Concepts – Stream Data Model and Architecture – Stream Computing – Sampling Data in a Stream – Filtering Streams – Counting Distinct Elements in a Stream – Estimating Moments – Counting Oneness in a Window – Decaying Window.

**Suggested Activities:**

- Case studies on the usage of stream analytics in popular search engines.
- External learning - Real time sentiment analysis, stock market predictions.
- Assignments on solving simple numerical problems involving moments and skewness.

**Suggested Evaluation Methods:**

- Assignment on the following: given a problem scenario identify suitable stream analytical technique(s).
- Quiz on all topics covered in stream analytics.

**TOTAL: 45 PERIODS****OUTCOMES:**

On completion of the course, the students will be able to:

1. Convert real world problems to hypothesis and perform statistical testing.
2. Perform data analysis using R.
3. Work with big data platform and its analysis techniques.
4. Identify and design efficient modeling of very large data.
5. Implement suitable data analysis for stream data.
6. Write efficient MapReduce programs for small problem solving methods.

*Attested*

**REFERENCES:**

1. Bill Franks, "Taming the Big Data Tidal Wave: Finding Opportunities in Huge Data Streams with Advanced Analytics", John Wiley & sons, 2012.
2. Umesh R Hodeghatta, Umesha Nayak, "Business Analytics Using R – A Practical Approach", Apress, 2017.
3. Anand Rajaraman, Jeffrey David Ullman, "Mining of Massive Datasets", Cambridge University Press, 2012.
4. Nishant Garg, "HBase Essentials", Packt, 2014.
5. Rachel Schutt, Cathy O'Neil, "Doing Data Science", O'Reilly, 2013.
6. Foster Provost, Tom Fawcett, "Data Science for Business", O'Reilly, 2013.
7. Bart Baesens, "Analytics in a Big Data World: The Essential Guide to Data Science and its Applications", Wiley, 2014.

	PO1	PO2	PO3	PO4	PO5	PO6
CO1	2	2	1	3	3	1
CO2	2	1	2	2	2	1
CO3	1	3	3	3	3	1
CO4	2	2	1	2	3	1
CO5	1	2	2	3	3	2
CO6	1	2	2	2	2	2

**CA5402****EMBEDDED SYSTEMS AND INTERNET OF THINGS****L T P C  
3 0 0 3****OBJECTIVES:**

- To learn the internal architecture and programming of an embedded processor.
- To introduce interfacing I/O devices to the processor and to run, debug programs in an IDE.
- To build a small low cost embedded system using Open Hardware Platforms.
- To apply the concept of Internet of Things in real world scenario.
- To deploy IoT application and connect to the cloud.

**UNIT I 8-BIT EMBEDDED PROCESSOR****9**

8-bit Microcontroller: Architecture, Instruction Set and Programming. Programming Parallel Ports, Timers and Serial Port – Interrupt Handling.

**Suggested Activities:**

- Flipped classroom on activity on different types of microcontrollers.
- Assignment on writing simple assembly codes.
- Practical - Developing simple application using assembly code.

**Suggested Evaluation Methods:**

- Tutorials on Instruction Set and programming.
- Assignments on programming using machine code.
- Quizzes on interrupt handling.

*Attested*

*[Signature]*  
**DIRECTOR**  
 Centre for Academic Courses  
 Anna University, Chennai-600 025



## UNIT II EMBEDDED C PROGRAMMING

9

Memory and I/O Devices Interfacing – Programming Embedded Systems in C – Need for RTOS – Multiple Tasks and Processes – Context Switching – Priority Based Scheduling Policies.

### Suggested Activities:

- Flipped classroom on activity on different types of RTOS.
- Assignment on writing simple embedded C codes.
- Developing simple application using embedded C code.

### Suggested Evaluation Methods:

- Demonstration of application using Embedded C programming.
- Assignment on scheduling policies.
- Quizzes on various topics of the unit.

## UNIT III FUNDAMENTALS OF IOT

9

Introduction and Characteristics – Physical and Logical Design – IoT Protocols: Link Layer Protocols, Network Layer Protocols, Transport Layer and Application Layer Protocols – IoT Levels – IoT versus M2M – Sensors and Actuators – Power Sources.

### Suggested Activities:

- Flipped classroom on protocols like Bluetooth, WiFi, ZigBee etc. standards.
- Case study of different sensors used in IoTs.

### Suggested Evaluation Methods:

- Quizzes on IoT basics and levels.
- Assessment on IoT protocols.
- Assessment in finding the IoT levels for different applications.

## UNIT IV BUILDING IOT

9

Open Hardware Platforms: Interfaces, Programming, APIs and Hacks – Web Services – Integration of Sensors and Actuators with Arduino/ Raspberry Pi/ Other Light Weight Boards.

### Suggested Activities:

- Developing simple application like Blinking led, controlling led using Arduino / Raspberry Pi.
- External learning onpcDuino, Beaglebone Black, Cubieboard.

### Suggested Evaluation Methods:

- Tutorial problems on Arduino sketches.
- Assignment on Interfacing I/O based applications with Arduino/Raspberry Pi.
- Quizzes on web services.

## UNIT V APPLICATIONS


9

Complete Design of Embedded Systems – Smart Cities: Smart Parking, Smart Traffic Control, Surveillance – Home Automation: Smart Appliances, Intrusion Detection, Smoke/Gas Detectors – Cloud Storage and Communication APIs: WAMP, Xively, Django – Data and Analytics for IoT.

### Suggested Activities:

- Flipped classroom on different existing IoT applications.
- Case study on Weather Monitoring System.
- Assignment on Analysis of data gathered from weather monitoring system.
- Collect and Process the simple IoT application data using XivelyPaaS.

Attested



DIRECTOR  
Centre for Academic Courses  
Anna University, Chennai-600 025



**Suggested Evaluation Methods:**

- Assignment on different IoT based smart solutions.
- Quizzes on different types of storages and communications.

**TOTAL: 45 PERIODS****OUTCOMES:**

On completion of the course, the students will be able to:

1. Analyze architecture of embedded processors and micro controllers.
2. Design and deploy timers and interrupts.
3. Design and develop the prototype of embedded systems.
4. Familiarize with fundamentals of IoT.
5. Design portable IoT using Arduino/Raspberry Pi /equivalent boards.
6. Analyze and develop applications of IoT in real time scenario.

**REFERENCES:**

1. Wayne Wolf, "Computers as Components: Principles of Embedded Computer System Design", Elsevier, 2006.
2. Muhammed Ali Mazidi, Janice Gillispie Mazidi, Rolin D. McKinlay, "The 8051 Microcontroller and Embedded Systems", Pearson Education, Second Edition, 2007.
3. Arshdeep Bahga, Vijay Madisetti, "Internet of Things: A Hands-on-Approach", VPT 2014.
4. David Hanes, Gonzalo Salgueiro, Patrick Grossetete, Rob Barton, Jerome Henry, "IoT Fundamentals, Networking Technologies, Protocols, and Use cases for the Internet of Thing", Cisco Press, 2017.

	<b>PO1</b>	<b>PO2</b>	<b>PO3</b>	<b>PO4</b>	<b>PO5</b>	<b>PO6</b>
<b>CO1</b>	2	1	2	3	2	2
<b>CO2</b>	2	1	2	2	3	2
<b>CO3</b>	3	1	3	3	3	2
<b>CO4</b>	1	1	2	2	2	1
<b>CO5</b>	3	1	3	3	3	3
<b>CO6</b>	3	2	3	3	3	3

**CA5403****CLOUD COMPUTING****LT P C  
3 0 0 3****OBJECTIVES:**

- To learn about the concepts of distributed systems.
- To understand distributed resource management.
- To study the basics of cloud computing.
- To study about virtualization and cloud resource management.
- To be aware of different Cloud platforms.

*Attested*

  
**DIRECTOR**  
Centre for Academic Courses  
Anna University, Chennai-600 025

## **UNIT I INTRODUCTION TO DISTRIBUTED SYSTEM CONCEPTS 11**

Introduction to Distributed Systems – Characteristics – Issues in Distributed Systems – Distributed System Model – Request/Reply Protocols – RPC – RMI – Logical Clocks and Casual Ordering of Events – Election Algorithm – Distributed Mutual Exclusion – Distributed Deadlock Detection Algorithms.

### **Suggested Activities:**

- Practical - Implement RPC and Bankers algorithm.
- Create and distribute a Torrent file to share a file in LAN Environment.

### **Suggested Evaluation Methods:**

- Demonstration and assessment of the implemented algorithms.

## **UNIT II INTRODUCTION TO CLOUD COMPUTING 10**

Introduction to Cloud Computing – Evolution of Cloud Computing – Cloud Characteristics – Elasticity in Cloud – On-demand Provisioning – NIST Cloud Computing Reference Architecture– Architectural Design Challenges – Deployment Models: Public, Private and Hybrid Clouds – Service Models: IaaS – PaaS – SaaS – Benefits of Cloud Computing.

### **Suggested Activities:**

- Use Google collaboration tools: Create Google Docs, Sheets and Slides and share it with other users.
- Explore public cloud services like Amazon, Google, Sales Force, Digital Ocean etc.

### **SUGGESTED EVALUATION METHODS**

- Quizzes on different service models and deployment models.
- Report submission - Comparison of various services provided by different Cloud Service Providers (configuration of VM, cost, network bandwidth etc.).

## **UNIT III CLOUD ENABLING TECHNOLOGIES 9**

Introduction to Web Service and Service Oriented Architecture – SOAP – REST – Basics of Virtualization – Full and Para Virtualization– Implementation Levels of Virtualization – Tools and Mechanisms – Virtualization of CPU – Memory – I/O Devices – Desktop Virtualization – Server Virtualization.

### **Suggested Activities:**

- Create a simple web service using Python Flask/Java/any language [Web Service: Client-server model should be implemented using socket/http].
- Install Oracle Virtual Box/VMware Workstation and create a chat application [Note: Launch two virtual machines for chat application].

### **Suggested Evaluation Methods:**

- Review web services implementation - Proper Connection should be established between the client and server to make use of the service offered by the Server.
- Review the working of application in virtual environment.

## **UNIT IV CLOUD MANAGEMENT, STORAGE AND SECURITY 8**

Resource Provisioning and Methods – Cloud Management Products – Cloud Storage – Provisioning Cloud Storage – Managed and Unmanaged Cloud Storage – Cloud Security Overview – Cloud Security Challenges – Security Architecture Design – Virtual Machine Security – Application Security – Data Security.

*Attested*

**Suggested Activities:**

- Use security tools like ACUNETIX, ETTERCAP to scan web applications on the cloud, cloud networks for finding vulnerabilities, verifying leakage of information to an unauthorized third party.

**Suggested Evaluation Methods:**

- Report submission - Generate a detailed report describing vulnerabilities along with the suitable action that can be taken to remedy the loopholes.

**UNIT V                      CLOUD SOFTWARE AND COMPUTING PLATFORMS                      7**  
HDFS – MapReduce – Google App Engine (GAE) – Programming Environment for GAE – Architecture of GFS – Case Studies: Openstack, Heroku and Docker Containers – Amazon EC2, AWS, Microsoft Azure, Google Compute Engine.

**Suggested Activities:**

- Install and configure OpenStack all-in-one using Devstack/Packstack and Launch VMs in OpenStack through dashboard.

**Suggested Evaluation Methods:**

- OpenStack Dashboard should be accessed through web browser. Verify the working of instance by logging into it/pinging the instance.

**TOTAL: 45 PERIODS**

**OUTCOMES:**

On completion of the course, the students will be able to:

1. Appreciate distributed computing, distributed resource management.
2. Articulate the main concepts, key technologies, strengths and limitations of cloud computing.
3. Develop the ability to understand and use the architecture of compute and storage cloud, service and delivery models.
4. Explain the core issues of cloud computing such as resource management and security.
5. Choose the appropriate technologies, algorithms and approaches for implementation and use of cloud.
6. Establish own cloud environment using Openstack and work on it.

**REFERENCES:**

1. Andrew S. Tanenbaum, Maarten Van Steen, "Distributed Systems - Principles and Paradigms", Second Edition, Pearson, 2006.
2. Kai Hwang, Geoffrey C Fox, Jack G Dongarra, "Distributed and Cloud Computing, From Parallel Processing to the Internet of Things", Morgan Kaufmann Publishers, 2012.
3. Mukesh Singhal, "Advanced Concepts In Operating Systems", McGraw Hill Series in Computer Science, 1994.
4. Buyya R., Broberg J., Goscinski A., "Cloud Computing: Principles and Paradigm", John Wiley & Sons, 2011.
5. John W. Rittinghouse, James F. Ransome, "Cloud Computing: Implementation "Management, and Security", CRC Press, 2010.

*Attested*

  
**DIRECTOR**  
Centre for Academic Courses  
Anna University, Chennai-600 025

	PO1	PO2	PO3	PO4	PO5	PO6
CO1	2	2	2	2	2	1
CO2	3	2	2	2	1	2
CO3	3	2	2	3	2	2
CO4	2	1	2	2	1	2
CO5	3	2	2	2	2	2
CO6	3	2	2	1	2	3

CA5411

DATA SCIENCE LABORATORY

L T P C  
0 0 4 2

**OBJECTIVES:**

- To provide hands-on cloud and data analytics frameworks and tools.
- To use the Python/R packages for performing analytics.
- To learn using analytical tools for real world problems.
- To familiarize the usage of distributed frameworks for handling voluminous data.
- To write and deploy analytical algorithms as MapReduce tasks.

**EXPERIMENTS:**

Do the following experiments using R/Python:

1. Download, install and explore the features of R/Python for data analytics.
2. Use the Diabetes data set from UCI and Pima Indians Diabetes data set for performing the following:
  - a. Univariate Analysis: Frequency, Mean, Median, Mode, Variance, Standard Deviation, Skewness and Kurtosis.
  - b. Bivariate Analysis: Linear and logistic regression modeling.
  - c. Multiple Regression Analysis
  - d. Also compare the results of the above analysis for the two data sets.
3. Apply Bayesian and SVM techniques on Iris and Diabetes data set.
4. Apply and explore various plotting functions on UCI data sets.

Implement the following using Hadoop, Map Reduce, HDFS, Hive:

1. Perform setting up and Installing Hadoop in its two operating modes: pseudo distributed and fully distributed.
2. Implement the following file management tasks in Hadoop: adding files and directories, Retrieving files and Deleting files
3. (i) Performing a MapReduce Job for word search count (look for specific keywords in a file)  
(ii) Implement stop word elimination problem: Input a large textual file containing one sentence per line and a small file containing a set of stop words (one stop word per line) and save the results in an output textual file containing the same sentences of the large input file without the words appearing in the small file.
4. Implement a MapReduce program that processes a weather data set to:
  - (i) Find average, max and min temperature for each year in National Climate Data Centre data set.

- (ii) Filter the readings of a set based on value of the measurement. The program must save the line of input files associated with a temperature value greater than 30.0 and store it in a separate file.
5. Install, deploy & configure Apache Spark cluster. Run Apache Spark applications using Scala.
  6. Install and run Hive then use Hive to create, alter, and drop databases, tables, views, functions, and indexes.
  7. Mini projects on the following:
    - (i) Simulate a simple recommender system with Amazon product dataset, Social tweet data set etc. on Hadoop.
    - (ii) Perform a very large text classification run on Hadoop.

**TOTAL: 60 PERIODS**

**OUTCOMES:**

On completion of the course, the students will be able to:

1. Install analytical tools and configure distributed file system.
2. Have skills in developing and executing analytical procedures in various distributed frameworks and databases.
3. Develop, implement and deploy simple applications on very large datasets.
4. Implement simple to complex data modeling in NoSQL databases.
5. Develop and deploy simple applications in cloud.
6. Implement real world applications by using suitable analytical framework and tools.

	PO1	PO2	PO3	PO4	PO5	PO6
CO1	3	1	1	2	2	1
CO2	2	3	3	3	3	1
CO3	1	2	2	2	2	1
CO4	2	1	1	3	3	1
CO5	2	2	2	2	2	2
CO6	1	2	3	3	3	1

CA5412

INTERNET OF THINGS AND CLOUD LABORATORY

L T P C  
0 0 4 2

**OBJECTIVES:**

- To learn tools relevant to embedded system and IoT development.
- To write simple assembly programs that uses various features of the processor.
- To design and develop IoT application Arduino/Raspberry pi for real world scenario.
- To develop web applications in the cloud.
- To learn the design and development process involved in creating a cloud based application.

*Attested*

*[Signature]*  
DIRECTOR  
Centre for Academic Courses  
Anna University, Chennai-600 025

## EXPERIMENTS:

### PART I:

1. Implement assembly and Interfacing Programs Using Embedded C.
2. Embedded Application Development
  - (i) Using Arduino and Raspberry Pi
  - (ii) Using Bluemix platform
3. IoT Application Development
  - (i) Using sensors and actuators (temperature sensor, light sensor, infrared sensor)
  - (ii) Interfacing sensors with Arduino/Raspberry Pi/other equivalent boards
  - (iii) Reading data from sensors
4. Explore different communication methods with IoT devices.
5. Collecting and processing data from IoT systems in the cloud using XivelyPaaS.
6. Develop IoT applications using Django Framework and Firebase/ Bluemix platform.

### PART II:

7. Create a VM image which has a C Compiler along with an operating system and do the following experiments
  - (i) Fibonacci series.
  - (ii) File operations.
8. Install Virtual box with different flavors of Linux or Windows OS on top of windows 7 or 8.
9. Install GAE and run a quick sort using Python.
10. Install and run and run Eucalyptus to setup the network bridge.
11. Create two nodes in Eucalyptus and exchange data.
12. Mini Project: Simulate a cloud scenario using CloudSim and create, install and run a scheduling algorithm not present in CloudSim.

**TOTAL: 60 PERIODS**

### OUTCOMES:

On completion of the course, the students will be able to:

1. Write and implement simple assembly programs that use various features of the processor.
2. Test and experiment different sensors for application development Arduino/ Raspberry Pi/ Equivalent boards.
3. Develop IOT applications with different platform and frameworks.
4. Become familiar with the basics of cloud computing.
5. Design and develop highly scalable cloud – based applications by creating and configuring virtual machines on the cloud and building private cloud.
6. Attempt to generate new ideas and innovations in cloud computing.

	PO1	PO2	PO3	PO4	PO5	PO6
CO1	2	1	2	1	2	2
CO2	2	1	2	2	2	2
CO3	3	2	3	3	2	3
CO4	1	1	1	1	3	1
CO5	2	1	3	3	2	2
CO6	3	2	3	3	3	2

Attested



**OBJECTIVES:**

- To analyze and design an application using OOAD methodology
- To learn about the use of UML diagrams
- To be familiar with web services and micro services
- To be familiar with the use of web services for developing SOA based application
- To understand the basics of agile methodology and open source tools for development.

**EXPERIMENTS:**

1. Draw use case, class, and sequence diagram using Agro UML / Rational Software and realize the OO solution with automatic code generation.
2. Draw state diagram and other UML diagram for object oriented design and deployment.
3. Create web services using Java and use these web services in enterprise application development using XML standards.
4. Create web services using Python / .NET framework and use these web services in enterprise application development.
5. Develop RESTful web services and explore its uses in IoT environment.
6. Develop micro service and consume it using appropriate framework.
7. Explore the open source framework available for Agile development for continuous integration and continuous delivery.
8. Explore the features of Docker container and Kubernetes container orchestration platform and also study configuration management and monitoring features.

**TOTAL: 30 PERIODS****OUTCOMES:**

On completion of the course, the student will be able:

1. Analyze and design applications using Object Oriented methodologies.
2. Draw UML diagrams and understand its significance in OO software development.
3. Develop microservice and consume it using appropriate framework
4. Develop web services and use them in enterprise level application.
5. Realize SOA based solution for smart home / IoT enabled environment.
6. Use devops tools and be familiar with the significance of them in software environment.

PROGRESS THROUGH KNOWLEDGE

**OBJECTIVES:**

- To understand the need and characteristics of mobile applications.
- To design the right user interface for mobile application.
- To understand the design issues in the development of mobile applications.
- To understand the development procedure for mobile application.
- To develop mobile applications using various tools and platforms.

**UNIT I INTRODUCTION****9**

Mobile Applications – Characteristics and Benefits – Application Model – Infrastructure and Managing Resources – Mobile Device Profiles – Frameworks and Tools.

Attested

  
DIRECTOR  
Centre for Academic Courses  
Anna University, Chennai-600 025



**Suggested Activities:**

- Flipped classroom on survey on mobile application models.
- External learning - Mobile application design using frameworks and tools.

**Suggested Evaluation Methods:**

- Quizzes related to mobile application models.
- Assignment on mobile application design using frameworks and tools.

**UNIT II USER INTERFACE****9**

Generic UI Development – Designing the Right UI – Multimodal and Multichannel UI – Gesture Based UI – Screen Elements and Layouts – Voice XML.

**Suggested Activities:**

- Discussion on UI for mobile application like voice and gestures.
- External learning - Survey of different view elements for mobile application.

**Suggested Evaluation Methods:**

- Quiz on user interface design for mobile applications.
- Assignment on different view elements for mobile application.

**UNIT III APPLICATION DESIGN****9**

Memory Management – Design Patterns for Limited Memory – Work Flow for Application development – Java API – Dynamic Linking – Plugins and rule of thumb for using DLLs – Concurrency and Resource Management.

**Suggested Activities:**

- Discussion on memory constraints for mobile application design
- External learning - Survey of resource management and concurrent operations.

**Suggested evaluation methods:**

- Quiz on memory constraints in design for mobile applications
- Assignment on content management system like Moodle.

**UNIT IV APPLICATION DEVELOPMENT I****9**

Mobile OS: Android, iOS – Android Application Architecture – Android basic components – Intents and Services – Storing and Retrieving data – Packaging and Deployment – Security and Hacking.

**Suggested Activities:**

- Simple Android application development like user account creation.
- Developing Android application for accessing the mobile database to view user data.

**Suggested Evaluation Methods:**

- Demonstration of application functionality using emulators.

**UNIT V APPLICATION DEVELOPMENT II****9**

Communication via the Web – Notification and Alarms – Graphics and Multimedia: Layer Animation, Event handling and Graphics services – Telephony – Location based services.

**Suggested Activities:**

- Developing web application.
- Practical - Android application accessing GPS for location based service.

*Attested*

**Suggested Evaluation Methods:**

- Demonstration of web application.
- Demonstration of android application accessing GPS for location based service.

**TOTAL: 45 PERIODS****OUTCOMES:**

On completion of the course, the students will be able to:

1. Design the right user interface for mobile application.
2. Implement mobile application using UI toolkits and frameworks.
3. Design a mobile application that is aware of the resource constraints of mobile devices.
4. Develop web based mobile application that accesses internet and location data.
5. Implement android application to use telephony for SMS communication.
6. Implement android application with multimedia support.

**REFERENCES:**

1. Reto Meier, "Professional Android 4 Application Development", Wiley, 2012.
2. Zigurd Mednieks, Laird Dornin, G. Blake Meike, Masumi Nakamura, "Programming Android", O'Reilly, 2012.
3. Alasdair Allan, "iPhone Programming", O'Reilly, 2010.

	PO1	PO2	PO3	PO4	PO5	PO6
CO1	2	2	1	2	2	3
CO2	2	2	1	2	2	3
CO3	2	2	2	3	2	3
CO4	3	3	2	2	2	3
CO5	3	3	3	2	2	3
CO6	3	3	3	2	2	3

**CA5502****PROGRESS INFORMATION SECURITY KNOWLEDGE****L T P C  
3 0 0 3****OBJECTIVES:**

- To introduce the concepts and models of security.
- To understand the risk assessment and security standard.
- To plan for business continuity and incident response plan.
- To estimate the level of security risk faced by an organization and the counter measures to handle the risk.
- To understand potential vulnerabilities and to develop a security blueprint.

**UNIT I INTRODUCTION TO SECURITY & SECURITY MODELS****9**

Security Trends – OSI Security Architecture – Security Attacks – Security Services– Security Mechanisms– Security System Development Life Cycle – Security Models – Bell – LaPadula Model – Biba Integrity Model – Chinese Wall Model – Malicious Logic – Viruses, Worms, Logic Bombs Legal, Ethical And Professional Issues.

*Attested*

*[Signature]*  
**DIRECTOR**  
 Centre for Academic Courses  
 Anna University, Chennai-600 025

**Suggested Activities:**

- In class activity to learn about various security services and attacks.
- In class activity to understand importance of various security models.
- External learning - Virus programs to demonstrate the virus attack.

**Suggested Evaluation Methods:**

- Assignment on SecSDLC to understand about the importance of each models.
- Quiz on Security attacks and services.

**UNIT II SECURITY ANALYSIS AND LOGICAL DESIGN 9**

Risk Management – Identifying and Assessing Risk – Assessing and Controlling Risk – Blueprint for Security – Information Security Policy – Standards and Practices – ISO 17799/BS 7799 – NIST Models – VISA International Security Model – Design of Security Architecture – Depth of Defense – Security Perimeter.

**Suggested Activities:**

- Design security architecture and assess the risk in web application.
- Analysis risk for any real time applications and prepare blueprint for security to controlling the risk.
- Case study of various existing ISO standard security policies.

**Suggested Evaluation Methods:**

- Assignment on security architecture, DoD and security perimeter.
- Quiz on security polices and ISO standrads.

**UNIT III PLANNING FOR CONTINUITY 9**

Continuity Strategy – Business Impact Analysis – Incident Response Planning – Incident Reaction – Incident Recovery – Automated Response – Disaster Recovery Planning – Business Continuity Planning – Model for a Consolidated Contingency Plan – Law Enforcement Involved – Physical Design of the SecSDLC.

**Suggested Activities:**

- Develop an attack success scenario and assess the potential damage.
- Prepare the contingency planning documents for business continuity.
- Study about the benefits and drawback of Law Enforcement Involvement.

**Suggested Evaluation Methods:**

- Assignment on disaster recovery planning and business continuity.
- Quiz on incident response, reaction and recovery.

**UNIT IV SECURITY ANALYSIS 9**

Security Technology – Intruders, Malicious software, Firewalls, Scanning and Analysis tools, Content filters – Vulnerability Analysis – Flaw Hypothesis Methodology, NRL taxonomy and Aslam's model – Auditing – Anatomy of an Auditing System – Design of Auditing Systems – Posteriori Design – Auditing mechanisms.

**Suggested Activities:**

- Highlight different security technology and its applications.
- Discussion on scanning and analysis tools for identify the vulnerabilities.
- Prepare security auditing report of an application and understanding the vulnerabilities in the system.

Attested

**Suggested Evaluation Methods:**

- Assignment to learn about vulnerability, analysisflaw hypothesis methodology, NRL taxonomy and Aslam's model.
- Quiz on intruders, malicious software, firewalls, scanning and analysis tools.

**UNIT V SECURITY PRACTICES****9**

Secure Coding – OWASP/SANS Top Vulnerabilities – Buffer Overflows – XSS – Anti Cross Site Scripting Libraries – Database security – SQL Injection – Cyber Crime and security, Security tools – Digital Forensic – OS fingerprinting – TCP/IPstack Masking – Social Engineering.

**Suggested Activities:**

- Use various scanning tools and gather the information about the vulnerable applications.
- Simulation of the Damn Vulnerable Web application to demonstrate various attacks.
- Practical - Implement cross side scripting XSS and SQL injection in the web and database application.

**Suggested Evaluation Methods:**

- Assignment to understand OWASP/SANS top vulnerabilities and identify various attacks.
- Quiz on database security and social engineering.
- Demonstrate the tool to analysis various attacks like buffer overflow, XSS etc.

**TOTAL: 45 PERIODS****OUTCOMES:**

On completion of the course, the students will be able to:

1. Apply the basic security models and policies required by computing system.
2. Develop a secure application using cryptographic algorithm.
3. Able to provide the security law and policies for an organization.
4. Predict the vulnerabilities across any computing system and hence be able to design a security solution for any computing system.
5. Understand the importance of security audit and risk management of an organization.
6. Able to understand various OWASP/SANS top vulnerabilities and perform penetration testing and security measures in a given application.

**REFERENCES:**

1. Michael E Whitman, Herbert J Mattord, "Principles of Information Security", Fourth Edition, Cengage Learning, 2011.
2. Matt Bishop, "Computer Security: Art and Science", Pearson Education, 2003.
3. Charles P. Pfleeger, Shari Lawrence Pfleeger, Jonathan Margulies, "Security in Computing", Fifth Edition, Prentice Hall, 2015.
4. Wenbo Mao, "Modern Cryptography Theory and Practice", Pearson Education, 2004.

**CA5511****MOBILE APPLICATION DEVELOPMENT LABORATORY****L T P C  
0 0 4 2****OBJECTIVES:**

- To understand the need and characteristics of mobile applications.
- To design the right user interface for mobile application.
- To understand the design issues in the development of mobile applications.
- To understand the development procedure for mobile application.
- To develop mobile applications using various tools and platforms.

*Attested*

  
**DIRECTOR**  
Centre for Academic Courses  
Anna University, Chennai-600 025

**EXPERIMENTS:**

1. Develop an application that uses GUI components, font and colours.
2. Design an application that uses Layout Managers and event listeners.
3. Develop a native calculator application.
4. Design an application that draws basic graphical primitives on the screen.
5. Develop an application that makes use of mobile database.
6. Develop an application that makes use of internet for communication.
7. Implement an android application that writes data into the SD card.
8. Implement an application that creates an alert upon receiving SMS message.
9. Develop a native application that uses GPS location information.
10. Develop a mobile application that creates a notification as task reminder.
11. Develop an android application using telephony to send SMS.
12. Implement primitive graphics in android application for color fill in objects.

**TOTAL: 60 PERIODS****OUTCOMES:**

On completion of the course, the students will be able to:

1. Design the right user interface for mobile application.
2. Implement mobile application using UI toolkits and frameworks.
3. Design mobile applications that are aware of the resource constraints of mobile devices.
4. Develop web based mobile application that accesses internet and location data.
5. Implement android application to use telephony for SMS communication.
6. Implement android application with multimedia support.

	PO1	PO2	PO3	PO4	PO5	PO6
<b>CO1</b>	2	2	1	2	2	3
<b>CO2</b>	2	2	1	2	2	3
<b>CO3</b>	2	2	2	3	2	3
<b>CO4</b>	3	3	2	2	2	3
<b>CO5</b>	3	3	3	2	2	3
<b>CO6</b>	3	3	3	2	2	3

**CA5512****SOFTWARE DEVELOPMENT LABORATORY****L T P C  
0 0 4 2****OBJECTIVES:**

- To acquire the generic software development skill through various stages of software life cycle.
- To explore the methods and tools of software development.
- To generate test cases for software testing.
- To ensure the quality of software through software development with various environment.
- To practice software engineering techniques to system development and apply appropriate metrics.

## EXPERIMENTS:

The lab can adhere to Pair Programming technique. If necessary distributed environment (like Saros) for enable pair programming can be incorporated.

1. A) Identifying the main deliverables of a project by creating a perfect Work breakdown structure (WBS) for the project chosen by the team. Use Gannt chart or any suitable graphical tool to estimate the project completion time and cost.  
B) Interpret the WBS of the project and find the dependency among the modules. Schedule the modules/ activities as per the expertise of the team mates with the consideration to the dependency among the modules.
2. Analyze the possible risk(s) for each module under study by performing the risk assessment and decide on suitable contingency measures for high priority risks.
3. Usage of Version control software to handle the change in requirements, mapping of the requirements to WBS and check for traceability.
4. A) Construct the User Stories for each module to understand the need of the module for any end user. Indicate any 5 (minimum) functional and non – functional requirements.  
B) Consolidate the user stories to – similar, contradicting, etc. and select the set of requirements that could be completed within the scheduled time and budget.  
C) Construct a Use case Diagram considering the prioritized requirements. Use proper use cases and actors in the diagram. Use standard – UML Notations
5. Draw a UML sequence diagrams for each use case with at least 5 roles and 10 messages describing an entire process. The messages can be on a high level.
6. Draw a UML Class diagram including all necessary classes, associations, generalizations and attributes. Also identify the main for each class, its scope and arguments.
7. Mapping of classes identified in the Class Diagram to code in an appropriate choice of language to generate the skeleton of the project.
8. Implement the modules in a programming language of your choice with appropriate GUI and controls.
9. Use appropriate tools to debug the software during implementation. Usage of breaking points, inspecting values, restarting certain functions etc. to identifying the bug.
10. Write appropriate test cases for the modules that has been implemented
11. Perform the various levels of testing – Unit, Integration, System and Regression testing
12. Perform black box testing using equivalence class partitioning and boundary value analysis to find latent errors. Analyze why the need for test case is minimized using the approach.
13. Perform white box testing like code, branch and path coverage to eliminate dead code in the project.
14. Usage of appropriate quality metrics to identify the performance of the software as per the CMM level assumed.

**TOTAL: 60 PERIODS**

## OUTCOMES:

On completion of the course, the students will be able to:

1. Apply software engineering practices and tools to the development of significant software components and systems.
2. Work within a defined software process and to contribute actively to improve the system.
3. Work in a team and to contribute to the overall success of a software development organization.
4. Plan and track project activities.
5. Communicate project and process information in written and oral form.
6. Analyze and apply independently learned knowledge and skills to the development of software components and systems.



	PO1	PO2	PO3	PO4	PO5	PO6
CO1	1	1	1	2	1	1
CO2	1	1	1	1	1	1
CO3	1	1	1	1	1	2
CO4	1	1	2	1	1	1
CO5	1	1	2	1	1	2
CO6	1	1	2	3	1	3

CA5001

**BLOCKCHAIN TECHNOLOGIES**

**L T P C**  
**3 0 0 3**

**OBJECTIVES:**

- To decompose a blockchain system's fundamental components, how they fit together and examine a decentralization using blockchain.
- To explain how Cryptocurrency works, from when a transaction is created to when it is considered part of the blockchain.
- To explain the components of Ethereum and programming languages for Ethereum.
- To study the basics Hyperledger and Web3.
- To provide details of alternative blockchain and blockchain projects in different perspective.

**UNIT I INTRODUCTION TO BLOCKCHAIN**

**9**

History of Blockchain – Types of Blockchain – Consensus – Decentralization using Blockchain – Blockchain and Full Ecosystem Decentralization – Platforms for Decentralization.

**Suggested Activities:**

- External learning - Programming to create your own Blockchain.
- Flipped classroom on studying Blockchain security issues.

**Suggested Evaluation Methods:**

- Practical assessment to be conducted to evaluate the program for creating Blockchain.

**UNIT II INTRODUCTION TO CRYPTOCURRENCY**

**9**

Bitcoin – Digital Keys and Addresses – Transactions – Mining – Bitcoin Networks and Payments – Wallets – Alternative Coins – Theoretical Limitations – Bitcoin limitations – Name coin – Prime coin – Zcash – Smart Contracts – Ricardian Contracts.

**Suggested Activities:**

- External learning - Creating the Wallets.
- Flipped classroom on showing the tracking process of transactions in Cryptocurrency.



**Suggested Evaluation Methods:**

- Assignment to be given on cryptocurrency failures.

**UNIT III ETHEREUM****9**

The Ethereum Network – Components of Ethereum Ecosystem – Ethereum Programming Languages: Runtime Byte Code, Blocks and Blockchain, Fee Schedule – Supporting Protocols – Solidity Language.

**Suggested Activities:**

- External learning - Exploring Ethereum tools like Ganache and GO.
- Practical - Setup the Ethereum development environment.
- Practical - Develop smart contract on private Blockchain.

**Suggested Evaluation Methods:**

- Evaluation of developed smart contract on private Blockchain

**UNIT IV WEB3 AND HYPERLEDGER****9**

Introduction to Web3 – Contract Deployment – POST Requests – Development Frameworks – Hyperledger as a Protocol – The Reference Architecture – Hyperledger Fabric – Distributed Ledger – Corda.

**Suggested Activities:**

- Practical - Creating and deploying a business network on Hyperledger Composer Playground.
- Practical - Implementation of business network in Blockchain using hyperledger Fabric.

**Suggested Evaluation Methods:**

- Evaluation of developed business network on hyperledger fabric.

**UNIT V ALTERNATIVE BLOCKCHAINS AND NEXT EMERGING TRENDS****9**

Kadena – Ripple – Rootstock – Quorum – Tendermint – Scalability – Privacy – Other Challenges – Blockchain Research – Notable Projects – Miscellaneous Tools.

**Suggested Activities:**

- External learning - Blockchain using multichain.
- Assignments on Blockchain frameworks and business applications.

**Suggested Evaluation Methods:**

- Practical assessment of developing Blockchain based solution using Multichain for banking system.

**TOTAL: 45 PERIODS****OUTCOMES:****On completion of the course, the students will be able to:**

1. Understand the technology components of Blockchain and how it works behind – the scenes.
2. Be aware of different approaches to developing decentralized applications.
3. Understand the Bitcoin and its limitations by comparing with other alternative coins.
4. Establish deep understanding of the Ethereum model, its consensus model and code execution.
5. Understand the architectural components of a Hyperledger and its development framework.
6. Aware of the Alternative blockchains and emerging trends in blockchain.

*Attested*

## REFERENCES:

1. Imran Bashir, "Mastering Blockchain: Distributed Ledger Technology, Decentralization and Smart Contracts Explained", Second Edition, Packt Publishing, 2018.
2. Arshdeep Bahga, Vijay Madiseti, "Blockchain Applications: A Hands On Approach", 2017.
3. Andreas Antonopoulos, Satoshi Nakamoto, "Mastering Bitcoin", O'Reilly, 2014.
4. Roger Wattenhofer, "The Science of the Blockchain" CreateSpace Independent Publishing, 2016.
5. A. Narayanan, J. Bonneau, E. Felten, A. Miller, S. Goldfeder, "Bitcoin and Cryptocurrency Technologies: A Comprehensive Introduction", Princeton University Press, 2016.
6. Alex Leverington, "Ethereum Programming" Packt Publishing, 2017.

	PO1	PO2	PO3	PO4	PO5	PO6
CO1	2	1	3	3	1	2
CO2	2	2	2	3	1	2
CO3	1	2	2	3	2	1
CO4	2	1	2	3	1	2
CO5	3	2	3	3	2	2
CO6	3	2	2	2	1	3

CA5002

ETHICAL HACKING

L T P C  
3 0 0 3

## OBJECTIVES:

- To explore the concepts of security testing and the knowledge required to protect against the hacker and attackers.
- To understand reconnaissance and the publicly available tools used to gather information on potential targets.
- To discover the scanning techniques used to identify network systems open ports.
- To identify network system vulnerabilities and confirm their exploitability.
- To explore techniques for identifying web application vulnerabilities and attacks.

## UNIT I INTRODUCTION TO HACKING

9

Introduction to Hacking – Important Terminologies – Penetration Test – Vulnerability Assessments versus Penetration Test – Pre-Engagement – Rules of Engagement – Penetration Testing Methodologies – OSSTMM – NIST – OWASP – Categories of Penetration Test – Types of Penetration Tests – Vulnerability Assessment Summary – Reports.

## Suggested Activities:

- In-class activity to understand the penetration testing methodologies.
- Practical - Use security tools in Kali Linux to assess the vulnerabilities.
- Prepare Vulnerability Assessment summary reports.

Attested

  
DIRECTOR  
Centre for Academic Courses  
Anna University, Chennai-600 025

**Suggested Evaluation Methods:**

- Assignment on categories of penetration testing and vulnerability summary reports .
- Quiz on penetration testing methodologies, OSSTMM and OWASP.

**UNIT II INFORMATION GATHERING AND SCANNING****9**

Information Gathering Techniques – Active Information Gathering – Passive Information Gathering – Sources of Information Gathering – Tracing the Location – Traceroute – ICMP Traceroute – TCP Traceroute – Usage – UDP Traceroute – Enumerating and Fingerprinting the Webservers – Google Hacking – DNS Enumeration – Enumerating SNMP – SMTP Enumeration – Target Enumeration and Port Scanning Techniques – Advanced Firewall/IDS Evading Techniques.

**Suggested Activities:**

- Explain different ways to gather the information of a system in the network.
- Demonstrate the network command tools to identify the system.
- Understand the network protocols and port scanning techniques using Kali linux.

**Suggested Evaluation Methods:**

- Assignment problems on information gathering and traceroute of ICMP, DNS and SNMP.
- Quizzes on enumeration, port scanning techniques and firewall/IDS evading techniques.

**UNIT III NETWORK ATTACKS****9**

Vulnerability Data Resources – Exploit Databases – Network Sniffing – Types of Sniffing – Promiscuous versus Nonpromiscuous Mode – MITM Attacks – ARP Attacks – Denial of Service Attacks – Hijacking Session with MITM Attack – SSL Strip: Stripping HTTPS Traffic – DNS Spoofing – ARP Spoofing Attack Manipulating the DNS Records – DHCP Spoofing – Remote Exploitation – Attacking Network Remote Services – Overview of Brute Force Attacks – Traditional Brute Force – Attacking SMTP – Attacking SQL Servers – Testing for Weak Authentication.

**Suggested Activities:**


- Familiarizing with different types of attacks such as sniffing, spoofing etc.
- Demonstrating the MITM attack using ARP Poisoning using Kali Linux.
- Teaching with case studies: SSL Stripping, SQL Injection, Brute Force attacks.

**Suggested Evaluation Methods:**

- Assignment on denial of service (DoS) attack and hijacking session with MITM attack.
- Quizzes on SSL stripping, ARP spoofing and weak authentication.

**UNIT IV EXPLOITATION****9**

Introduction to Metasploit – Reconnaissance with Metasploit – Port Scanning with Metasploit – Compromising a Windows Host with Metasploit – Client Side Exploitation Methods – E-Mails with Malicious Attachments – Creating a Custom Executable – Creating a Backdoor with SET – PDF Hacking – Social Engineering Toolkit – Browser Exploitation – Post-Exploitation – Acquiring Situation Awareness – Hashing Algorithms – Windows Hashing Methods – Cracking the Hashes – Brute force Dictionary Attacks – Password Salts – Rainbow Tables – John the Ripper – Gathering OS Information – Harvesting Stored Credentials

*Attested*

**DIRECTOR**  
Centre for Academic Courses  
Anna University, Chennai-600 025

**Suggested Activities:**

- Case studies: Understand the Metasploit and Exploitations.
- Demonstrating email with malicious attachment and cracking the hashes.
- Practical - Implementing hashing algorithms and cracking the hashes.

**Suggested Evaluation Methods:**

- Assignments on social engineering toolkit and browser exploitation.
- Quizzes on reconnaissance with Metasploit and client-side exploitation methods.

**UNIT V WIRELESS AND WEB HACKING****9**

Wireless Hacking – Introducing Aircrack– Cracking the WEP – Cracking a WPA/WPA2 Wireless Network Using Aircrack-ng – Evil Twin Attack – Causing Denial of Service on the Original AP – Web Hacking – Attacking the Authentication – Brute Force and Dictionary Attacks – Types of Authentication – Log-In Protection Mechanisms – Captcha Validation Flaw – Captcha RESET Flaw – Manipulating User-Agents to Bypass Captcha and Other Protection – Authentication Bypass Attacks – Testing for the Vulnerability – Automating It with Burp Suite – Session Attacks – SQL Injection Attacks – XSS (Cross-Site Scripting) – Types of Cross-Site Scripting – Cross-Site Request Forgery (CSRF) – SSRF Attacks.

**Suggested Activities:**

- Cracking the WEP and WPA/WPA2 passphrase using Cracking tool in Kali Linux.
- Design a web application with different authentication mechanism.
- Understand the protection mechanism to prevent against various server attacks.

**Suggested Evaluation Methods:**

- Assignment on evil twin attack and denial of service attack on access point in WLAN.
- Quizzes on types of authentication and vulnerabilities in a web application.

**TOTAL: 45 PERIODS****OUTCOMES:**

On completion of the course, the students will be able to:

1. Use the various security tools to assess the computing system.
2. Predict the vulnerabilities across any computing system using penetration testing.
3. Identify prediction mechanism to prevent any kind of attacks.
4. Protect the system from malicious software and worms.
5. Evaluate the wireless network flaws and able to apply security patches .
6. Analyze the risk and support the organization for effective security measures.

**REFERENCES:**

1. Rafay Baloch, “Ethical Hacking and Penetration Testing Guide”, CRC Press, 2014.
2. Kevin Beaver, “Ethical Hacking for Dummies”, Sixth Edition, Wiley, 2018.
3. Jon Erickson , “Hacking: The Art of Exploitation”, Second Edition, Rogunix, 2007.

	PO1	PO2	PO3	PO4	PO5	PO6
CO1	2	1	2	3	1	3
CO2	2	3	3	2	1	1
CO3	3	2	2	2	2	2
CO4	1	1	1	1	2	1
CO5	2	3	3	2	3	3
CO6	2	3	3	3	3	3

Attested

**OBJECTIVES:**

- To introduce big data, its evolution and applications.
- To familiarize the students with fundamental data analysis using R.
- To expose the students to different big data frameworks with R.
- To learn about integrating R and Hadoop.
- To learn about machine learning methods in RStudio.

**UNIT I INTRODUCTION TO R****9**

Introduction to R – Installing R and RStudio – Understanding the features of R Language – RStudio's user interface – RStudio Server – R basic objects – Importing data from different formats using RStudio IDE, built – in functions and readr package – Reading and writing from excel, native data files, single object – Loading built – in datasets.

**Suggested Activities:**

- Survey of R features for data analytics.
- Case studies on R equivalent features in other open source analytical tools.
- Remembering activities for R commands.

**Suggested Evaluation Methods:**

- Programming assignments to basic R objects and operations.
- Assignments on classification and summarization of various commands in R.
- Quiz basic R commands.

**UNIT II DATA ANALYTICS USING R****9**

Data aggregations and contingency tables in R – Hypothesis Testing: Independent t – test, ANOVA – Tests of Relationships: Pearson's Correlation, Multiple Regression – Data visualization packages in R.

**Suggested Activities:**

- Exercises on aggregate functions in R.
- Solving numerical problems in sampling, hypothesis testing – t – test and ANOVA.
- Converting real time decision making problems into hypothesis.

**Suggested Evaluation Methods:**

- Student assignment on problem formation, hypothesis testing in R.
- Simple Lab tasks to apply visualization commands on standard data sets.
- Lab quiz on visualization commands in R.

**UNIT III R WITH NOSQL DATABASES****9**

Introduction to NoSQL Databases – Sharding in MongoDB – MongoDB with R: MongoDB data models – Installing MongoDB with R – Accessing Big Data using MongoDB with R: Importing Data – using rmongodb, RMongo and mongolite Package.

**Suggested Activities:**

- Programming Exercises on importing different types of data using R.
- Installation and configuring MongoDB.
- Trialing data importing using mongolite package.

*Attested*

**Suggested Evaluation Methods:**

- Student assignment exploring different data types in R.

**UNIT IV INTEGRATING R AND HADOOP****9**

Introduction to RHadoop – Architecture of RHadoop – Installing RHadoop – RHadoop word count example – understanding hdfs and rmr package – importing data to HDFS and HBase – Reading and querying HBase using rhbase package – Hadoop streaming with R – executing Hadoop streaming job from R/RStudio.

**Suggested Activities:**

- Demonstration of Installation and configuration of Hadoop and R in Hadoop.
- Demonstration on simple sorting, searching application in Hadoop.

**Suggested Evaluation Methods:**

- Mini projects about word search from large text files in Hadoop.

**UNIT V MODELING WITH R****9**

Machine Learning methods in R – Naïve Bayes with H2O on Hadoop with R: Running an H2O instance – Reading and exploring the data in H2O – Naïve Bayes on H2O with R – Neural Networks with H2O on Hadoop with R.

**Suggested Activities:**

- Demonstration of Bayesian, neural network based data modeling using small datasets.
- Demonstration on programs to read, write and visualize data in H2O.
- Survey of other data modeling features in H2O.

**Suggested Evaluation Methods:**

- Mini projects involving data handling using H2O.
- Lab exercises to read different data from heterogeneous sources into H2O.


**TOTAL: 45 PERIODS****OUTCOMES:**

On completion of the course, the student will be able to:

1. Write and execute simple to complex analytical programs in R.
2. Demonstrate fundamental analytical packages in R.
3. Create tables and query from MongoDB.
4. Implement, configure and work with big data platform.
5. Install Hadoop and write Map Reduce Programs.
6. Apply data modeling using H2O packages.

**REFERENCES:**

1. Simon Walkowiak, “Big Data Analytics with R”, Packt Publishing, 2016.
2. Vignesh Prajapati, “Big Data Analytics with R and Hadoop”, Packt Publishing, 2013.
3. Seema Acharya, “Data Analytics using R”, McGraw-Hill, 2018.
4. Kun Ren, “Learning R Programming”, Packt Publishing.
5. Hadley Wickham and Garrett Grolemund, “R for Data Science: Import, Tidy, Transform, Visualize, and Model Data”, O’Reilly, 2017.
6. Bart Baesens, “Analytics in a Big Data World: The Essential Guide to Data Science and its Applications”, Wiley Publishers, 2014.

*Attested*

**DIRECTOR**  
Centre for Academic Courses  
Anna University, Chennai-600 025



	PO1	PO2	PO3	PO4	PO5	PO6
CO1	3	2	2	2	2	1
CO2	2	1	3	3	1	1
CO3	1	3	2	3	3	2
CO4	2	2	2	3	2	1
CO5	1	2	3	3	3	1
CO6	1	2	1	3	3	2

CA5004

FULL STACK DEVELOPMENT

L T P C  
3 0 0 3

**OBJECTIVES:**

- To get an overview of the full stack software and web development.
- To understand the object oriented structure and user interface programming through Python.
- To gain knowledge of web development using Flask Framework.
- To learn the web application deployment in real time scenarios.
- To learn to deploy the software in Linux and Windows platforms.

**UNIT I OBJECT ORIENTED APPROACH IN PYTHON**

9

Classes – Class Coding Basics: Instances – Behavior Methods – Operator Overloading – Customizing Behavior Methods – Constructors – Polymorphism – Inheritance.

**Suggested Activities:**

- Flipped classroom on object oriented methods.
- Practical - Programming exercises involving the object oriented concepts.

**Suggested Evaluation Methods:**

- Quiz on object oriented methods
- Programming assignments.

**UNIT II USER INTERFACE APPLICATIONS IN PYTHON AND VERSION CONTROL SYSTEM**

9

Wxpython Installation – Menus and Toolbars – Layout Management – Wxpython Events – Wxpython Dialogs – Widgets – Graphics – Collaborative Version Control Systems – Git Commands – Real Time Usage of Git Commands.

**Suggested Activities:**

- Flipped classroom on user interface programming models.
- Practical - Design of game with functional modules.

Attested

  
DIRECTOR  
Centre for Academic Courses  
Anna University, Chennai-600 025



**Suggested Evaluation Methods:**

- Practical - Programming assignment on developing simple applications using wx Python.
- Quiz on windows elements and collaborative version control systems.
- Practical - Setting up a version control repository and the number of commits.

**UNIT III FLASK FRAMEWORK FOR WEB DEVELOPMENT****9**

Flask Basics – Routes – Templates – Control Flow – Inheritance – Forms – Modules – Connection with Databases – Relational Database versus NoSQL – Modeling – Mapping Classes to Mongoddb – Building Data Layer with Mongo Engine.

**Suggested Activities:**

- Flipped classroom on HTML, shell commands and basic web development strategies
- Design of the Web layout
- Practical - Programming snippets and connection to the Mongoddb database.

**Suggested Evaluation Methods:**

- Quiz on HTML basics, shell commands and running server with LAMP
- Programming assignment on Development of a web application with a connected database

**UNIT IV REAL TIME DEPLOYMENT OF WEB APPLICATION****9**

Deploy Web Applications with Flask and MongoDB – Example Applications – Blogs – Forums – Auto Evaluation of Student Assignments – Deployment Using AWS or Google Cloud or Heroku.

**Suggested Activities:**

- Flipped classroom on the development cycle of web.
- Programming and actual deployment of web applications.
- Use of git.

**Suggested Evaluation Methods:**

- Quiz on the cycle of web development.
- Porting the developed web applications in AWS/Google cloud/Heroku.
- Number of commits in git repository.

**UNIT V DEPLOYMENT OF SOFTWARE IN LINUX AND WINDOWS PLATFORM****9**

Deployment in Ubuntu Distribution – Creation of .Deb Executable File – Deployment in Windows – Creation of Standalone Executable – Test Cases.

**Suggested Activities:**

- Flipped classroom on the method of pacakaging the software in Windows and Linux environments.
- Sample application deployment in Linux and Windows platform.

**Suggested Evaluation Methods:**

- Programming assignment on packaging the software developed from Unit I and Unit II.
- Deployment in Linux and Windows platform.
- Test cases.

**TOTAL: 45 PERIODS***Attested*

  
DIRECTOR  
Centre for Academic Courses  
Anna University, Chennai-600 025

## OUTCOMES:

On completion of the course, the student will be able to:

1. Understand the object oriented approach in Python.
2. Develop GUI applications with Python.
3. Use the collaborative version control system, git.
4. Package the developed code in Linux and Windows environment.
5. Deploy the developed web application using Flask in real time scenarios such as AWS.
6. Developer of the industrial software.

## REFERENCES:

1. Mark Lutz, "Learning Python", Fifth Edition, O' Reilly 2013.
2. <http://zetcode.com/wxpython/>
3. Scott Chacon and Ben Straub, "Pro Git", Free e-book under Creative commons, Second Edition, Apress, 2016.
4. Miguel Grinberg, "Flask Web Development Developing Web Applications with Python", OReilly, 2014.
5. Karl Seguin, "The Little Mongo DB Book", <https://github.com/karlseguin/the-little-mongodb-book>.
6. Gareth Dwyer, "Flask by Example", Packt Publishers, 2016.
7. <https://aws.amazon.com/education/awseducate/>
8. <http://packaging.ubuntu.com/html/packaging-new-software.html>
9. <http://www.pyinstaller.org/>
10. <https://pypi.org/project/py2exe/0.9.2.0/>

	PO1	PO2	PO3	PO4	PO5	PO6
CO1	2	1	3	3	3	2
CO2	2	1	3	3	3	2
CO3	2	1	3	3	3	3
CO4	1	1	3	3	3	1
CO5	3	2	3	3	3	2
CO6	3	2	3	3	3	3

CA5005

INTRODUCTION TO MACHINE LEARNING

L T P C  
3 0 0 3

## OBJECTIVES:

- To understand the basic concepts of machine learning and probability theory.
- To appreciate supervised learning and their applications.
- To understand unsupervised learning like clustering and EM algorithms.
- To understand the theoretical and practical aspects of probabilistic graphical models.
- To learn other learning aspects such as reinforcement learning, representation learning, deep learning, neural networks and other technologies.

## UNIT II INTRODUCTION

9

Machine Learning – Types of Machine Learning – Supervised Learning – Unsupervised Learning – Basic Concepts in Machine Learning – Machine Learning Process – Weight Space – Testing Machine Learning Algorithms – A Brief Review of Probability Theory – Turning Data into Probabilities – The Bias-Variance Tradeoff.

### Suggested Activities:

- Flipped classroom on Artificial Intelligence and Expert Systems.
- Practical - Installing Python and exploring the packages required for machine learning including numpy, scikit-learn, and matplotlib, IPython, hmpytk and pgmpy.

### Suggested Evaluation Methods:

- Assignments on different types of learnings.
- Tutorials on probability theory.

## UNIT II SUPERVISED LEARNING

9

Linear Models for Regression – Linear Basis Function Models – The Bias-Variance Decomposition – Bayesian Linear Regression – Common Regression Algorithms – Simple Linear Regression – Multiple Linear Regression – Linear Models for Classification – Discriminant Functions – Probabilistic Generative Models – Probabilistic Discriminative Models – Laplace Approximation – Bayesian Logistic Regression – Common Classification Algorithms – k-Nearest Neighbors – Decision Trees – Random Forest model – Support Vector Machines.

### Suggested Activities:

- Flipped classroom on basics about classification and regression.
- Practical - Collection of data from different recourses and summarize the data.
- Practical - Build linear, multi-linear, logistic regression model to predict the data.

### Suggested Evaluation Methods:

- Evaluation of the practical assignment against appropriate test sets.

## UNIT III UNSUPERVISED LEARNING

9

Mixture Models and EM – K-Means Clustering – Dirichlet Process Mixture Models – Spectral Clustering – Hierarchical Clustering – The Curse of Dimensionality – Dimensionality Reduction – Principal Component Analysis – Latent Variable Models(LVM) – Latent Dirichlet Allocation (LDA).

### Suggested Activities:

- Flipped classroom on mixture models.
- External learning - Improving performance of the model using kernel methods.

### Suggested Evaluation Methods:

- Assignments on mixture models.

## UNIT IV GRAPHICAL MODELS

9

Bayesian Networks – Conditional Independence – Markov Random Fields – Learning – Naive Bayes Classifiers – Markov Model – Hidden Markov Model.

### Suggested Activities:

- Flipped classroom on Bayesian and Markov models.
- Practical - Implementation of Naive Bayes classifier for credit card analysis.
- Practical - Implement HMM for an application.
- External learning - Gaussian Processes and Topic Modeling.

*Attested*

**Suggested Evaluation Methods:**

- Quizzes on Markov model and HMM.
- Evaluation of the HMM application.

**UNIT V    ADVANCED LEARNING****9**

Reinforcement Learning – Representation Learning – Neural Networks – Active Learning – Ensemble Learning – Bootstrap Aggregation – Boosting – Gradient Boosting Machines – Deep Learning.

**Suggested Activities:**

- Flipped classroom on neural networks.
- Practical - Implement bagging approach for credit card analysis.
- External learning - Deep networks.

**Suggested Evaluation Methods:**

- Evaluation of the practical implementation.
- Assignments on deep networks.

**TOTAL: 45 PERIODS****OUTCOMES:**

On completion of the course, the students will be able to:

1. Choose and implement classification or regression algorithms for an application using an open source tool.
2. Implement probabilistic discriminative and generative algorithms for an application and analyze the results.
3. Use a tool to implement typical clustering algorithms for different types of applications.
4. Design and implement an HMM for a sequence model type of application.
5. Implement appropriate learning algorithms for any real time application using an open source tool.
6. Identify applications suitable for different types of machine learning with suitable justification.

**REFERENCES:**

1. Ethem Alpaydin, "Introduction to Machine Learning", Third Edition, Prentice Hall of India, 2015.
2. Christopher Bishop, "Pattern Recognition and Machine Learning", Springer, 2006.
3. Kevin P. Murphy, "Machine Learning: A Probabilistic Perspective", MIT Press, 2012.
4. Stephen Marsland, "Machine Learning – An Algorithmic Perspective", Second Edition, CRC Press, 2014.
5. Tom Mitchell, "Machine Learning", McGraw-Hill, 2017.
6. Trevor Hastie, Robert Tibshirani, Jerome Friedman, "The Elements of Statistical Learning", Second Edition, Springer, 2008.
7. Fabio Nelli, "Python Data Analytics with Pandas, Numpy, and Matplotlib", Second Edition, Apress, 2018.

*Attested*

**DIRECTOR**  
Centre for Academic Courses  
Anna University, Chennai-600 025

	PO1	PO2	PO3	PO4	PO5	PO6
CO1	3	3	3	2	2	1
CO2	3	2	2	2	1	1
CO3	2	1	3	2	1	1
CO4	2	2	2	1	2	1
CO5	2	2	2	2	1	2
CO6	3	2	1	2	1	1

CA5006

**AUTONOMOUS GROUND VEHICLE SYSTEMS**

**L T P C**  
**3 0 0 3**

**OBJECTIVES:**

- To learn the fundamentals of autonomous driving.
- To study the different ways of sensing internal states of Autonomous Ground Vehicles (AGVs).
- To learn the environment perception for autonomous driving.
- To explore the navigation techniques of AGVs.
- To learn the fundamentals of vehicle control systems and connected vehicles.

**UNIT I INTRODUCTION TO AUTONOMOUS DRIVING**

**9**

Autonomous Driving Technologies Overview – Autonomous Driving Algorithms – Autonomous Driving Client System – Autonomous Driving Cloud Platform – Components of autonomy – Difference between Unmanned and Autonomous Vehicles – Introduction to Unmanned Aerial Vehicles (UAVs).

**Suggested Activities:**

- Flipped classroom on autonomous driving system architecture.
- External learning - Building blocks of typical Unmanned Aerial Vehicles.
- Flipped classroom on robot operating system.
- External learning - Applications of autonomous vehicles (aerial, under water, ground vehicles).
- Assignment on the design requirement specifications of autonomous vehicles (aerial, under water, ground vehicles).

**Suggested Evaluation Methods:**

- Viva voce on assignment topics.
- Quizzes on Advanced Driver Assistance Systems (ADAS).
- Group Discussion on Google's self-driving car.

*Attested*

*[Signature]*

**DIRECTOR**  
Centre for Academic Courses  
Anna University, Chennai-600 025

## **UNIT II            SENSORS FOR AUTONOMOUS GROUND VEHICLES**

**9**

Sensor Characteristics –Vehicle Internal State Sensing: OEM Vehicle Sensors, GPS, Inertial Measurements, Magnetometer – External World Sensing: RADAR, Lidar, Image Processing Sensors.

### **Suggested Activities:**

- Flipped Classroom on sensor characteristics.
- External learning - Working principle of IMU/GPS/RADAR sensors.
- External learning - Exploring Velodyne Lidar sensor dataset in Veloview software.

### **Suggested Evaluation Methods:**

- Practical - Experiments on interfacing IMU sensor to Raspberry Pi board and recording the acceleration of a dummy vehicle.
- Practical - Experiments on interfacing Lidar/RADAR sensor to Raspberry Pi board and recording the distances to the nearby objects.
- Practical - Experiments on interfacing camera to Raspberry Pi board and capturing images/videos.

## **UNIT III            ENVIRONMENT PERCEPTION AND MODELING**

**9**

Road Recognition: Basic Mean Shift Algorithm, Mean Shift Clustering, Mean Shift Segmentation, Mean Shift Tracking, Road Recognition Algorithm –Vehicle Detection and Tracking: Generating ROIs, Multi Resolution Vehicle Hypothesis, Vehicle Validation using Gabor Features and SVM, Boosted Gabor Features – Multiple Sensor Based Multiple Object Tracking.

### **Suggested Activities:**

- Flipped classroom on basic mean shift algorithm.
- External learning - Lane detection algorithm.
- Flipped classroom on vehicle tracking.

### **Suggested Evaluation Methods:**

- Practical - Implementation of Mean Shift Clustering / Mean Shift Segmentation Algorithm.
- Practical – Experiments on stationary obstacle detection algorithm using Lidar sensor.

## **UNIT IV            NAVIGATION FUNDAMENTALS**

**9**

Introduction – Navigation: GNSS Overview, GPS, GLONASS, Galileo, Compass – Inertial Navigation Overview: Inertial Sensor Technology – GNSS/INS Integration Overview – Case Study on Kalman Filtering.

### **Suggested Activities:**

- Flipped classroom on GPS orbits/GPS Signals.
- External learning - Indian Regional Navigation Satellite System (IRNSS).
- Assignment on the working principles of Google Map.

### **Suggested Evaluation Methods:**

- Quizzes on GNSS signal structure.
- Viva Voce on assignment topics.
- Practical - Simulation of Waypoint Navigation Algorithm.

*Attested*

  
**DIRECTOR**  
Centre for Academic Courses  
Anna University, Chennai-600 025

**UNIT V VEHICLE CONTROL AND CONNECTED VEHICLE****9**

Vehicle Control: Cruise Control, Antilock Brake Systems, Steering Control and Lane Following, Parking – Connected Vehicles: Vehicle to Vehicle Communication, Vehicle to Infrastructure Communication.

**Suggested Activities:**

- Flipped classroom on cruise control.
- External learning - Study on proportional integral derivative (PID) control.
- Assignment - Communication protocols for connected vehicles.

**Suggested Evaluation Methods:**

- Viva Voce on assignment topic.
- Practical - Experiment on simple velocity control.
- Practical - Experiment on simple longitudinal motion control.

**TOTAL: 45 PERIODS****OUTCOMES:**

On completion of the course, the students will be able to:


1. Identify the requirements and design challenges of AGVs.
2. Select suitable sensors to sense the internal state and external world of AGVs.
3. Implement lane detection, road detection & vehicle detection algorithms.
4. Simulate/implement ground vehicle navigation algorithms.
5. Simulate/implement ground vehicle control systems.
6. Design communication protocols for connected vehicles.

**REFERENCES:**

1. Shaoshan Liu, Liyun Li, Jie Tang, Shuang Wu, Jean-Luc Gaudiot, "Creating Autonomous Vehicle Systems", Morgan & Claypool, 2018.
2. Umit Ozguner, Tankut Acarman, Keith Redmill, "Autonomous Ground Vehicles", Artech House, 2011.
3. Hong Cheng, "Autonomous Intelligent Vehicles Theory, Algorithms, and Implementation", Springer, 2011.
4. Mohinder S. Grewal, Angus P. Andrews, Chris G. Bartone, "Global Navigation Satellite Systems, Inertial Navigation, and Integration", Third Edition, John Wiley & Sons, 2013.

	PO1	PO2	PO3	PO4	PO5	PO6
CO1	3	3	2	2	1	1
CO2	2	3	3	2	1	1
CO3	2	3	3	3	1	1
CO4	2	3	3	3	2	1
CO5	1	3	3	3	2	2
CO6	3	3	1	3	1	3

Attested



**DIRECTOR**  
Centre for Academic Courses  
Anna University, Chennai-600 025



**OBJECTIVES:**

- To learn the various E-learning approaches and components.
- To understand the types of design models of E-Learning.
- To explore the models for E-learning courseware development.
- To learn about E-learning authoring tools.
- To know about evaluation and management of E-learning solutions.

**UNIT I INTRODUCTION****9**

Need for E-Learning – Approaches of E-Learning – Components of E-Learning – Synchronous and Asynchronous Modes of Learning – Quality of E-Learning – Blended Learning: Activities, Team and Technology – Work Flow to Produce and Deliver E-Learning Content – Basics of Design Thinking.

**Suggested Activities:**

- External learning - E-learning approaches and components.
- Discussion on blended learning.

**Suggested Evaluation Methods:**

- Assignment on E-learning approaches and components.
- Quizzes on blended learning.

**UNIT II DESIGNING E-LEARNING COURSE CONTENT****9**

Design Models of E-Learning – Identifying and Organizing E-Learning Course Content: Needs Analysis – Analyzing the Target Audience – Identifying Course Content – Defining Learning Objectives – Defining the Course Sequence – Defining Instructional Methods – Defining Evaluation and Delivery Strategies – Case Study.

**Suggested Activities:**

- Discussion forum on design models.
- External learning on E-Learning instructional methods.

**Suggested Evaluation Methods:**

- Assignment on design models of E-learning.
- Quiz on E-Learning instructional methods.

**UNIT III CREATING INTERACTIVE CONTENT****9**

Preparing Content: Tips for Content Development and Language Style – Creating Storyboards: Structure of an Interactive E-Lesson – Techniques for Presenting Content – Adding Examples – Integrating Multimedia Elements – Adding Examples – Developing Practice and Assessment Tests – Adding Additional Resources– Courseware Development – Authoring Tools – Types of Authoring Tools – Selecting an Authoring Tool.

**Suggested Activities:**

- Discussion on creation of story boards.
- Discussion on courseware creation.
- External learning - Types of authoring tools.

**Suggested Evaluation Methods:**

- Demonstration of Story Boards creation with Moodle.
- Demonstration of creation of a complete courseware with Moodle.
- Quiz on authoring tools.

*Attested*

#### **UNIT IV      LEARNING PLATFORMS**

**9**

Types of Learning Platforms – Proprietary Vs. Open – Source LMS – LMS Vs LCMS – Internally Handled and Hosted LMS – LMS Solutions – Functional Areas of LMS.

##### **Suggested Activities:**

- Discussion on LMS categories for E-learning.
- External learning - Functional areas of E-learning.

##### **Suggested Evaluation Methods:**

- Assignment on proprietary and open source LMS.
- Quiz on LMS solutions.

#### **UNIT V      COURSE DELIVERY AND EVALUATION**

**9**

Components of an Instructor-Led or Facilitated Course – Planning and Documenting Activities – Facilitating Learners Activities – E-Learning Methods and Delivery Formats – Using Communication Tools for E-Learning – Course Evaluation.

##### **Suggested Activities:**

- Discussion on planning and documentation.
- External learning - Evaluation and delivery methods.

##### **Suggested Evaluation Methods:**

- Assignment on planning and documentation.
- Quiz on evaluation and delivery methods.

**TOTAL: 45 PERIODS**

##### **OUTCOMES:**


On completion of the course, the students will be able to:

1. Distinguish the phases of activities in the models of E-learning.
2. Identify appropriate instructional methods and delivery strategies.
3. Choose appropriate E-learning authoring tools.
4. Create interactive E-Learning courseware.
5. Evaluate the E-learning courseware.
6. Manage the E-learning courseware.

##### **REFERENCES:**

1. Clark, R. C. and Mayer, R. E, "eLearning and the Science of Instruction", Third Edition, John Wiley, 2016.
2. Means, B., Toyama, Y., and Murphy, R, "Evaluation of Evidence – Based Practices in Online Learning: A Meta – Analysis and Review of Online Learning Studies", Centre for Learning Technologies, 2010.
3. Crews, T. B., Sheth, S. N., and Horne, T. M, "Understanding the Learning Personalities of Successful Online Students", Educause Review, 2014.
4. Johnny Schneider, "Understanding Design Thinking, Lean and Agile", O'Riley Media, 2011.
5. Madhuri Dubey, "Effective E – learning Design, Development and Delivery", University Press, 2011.

*Attested*



**DIRECTOR**  
Centre for Academic Courses  
Anna University, Chennai-600 025

	PO1	PO2	PO3	PO4	PO5	PO6
CO1	3	3	2	2	2	2
CO2	3	3	2	2	2	2
CO3	3	2	2	3	3	2
CO4	3	3	3	2	3	3
CO5	3	1	2	1	2	3
CO6	3	3	3	1	2	3

CA5008

**SOFTWARE TESTING**

**L T P C**  
**3 0 0 3**

**OBJECTIVES:**

- To introduce the basics and necessity of software testing.
- To provide various testing techniques along with concepts of software bugs and its impact.
- To develop and validate a test plan.
- To build a testing team required.
- To understand the need for and challenges in test automation and to develop testing scripts.

**UNIT I TESTING PRINCIPLES AND AXIOMS**

**9**

Testing as a Process – Testing Axioms – Software Testing Principles – Origins and Cost of Defects – Defect Classes and Examples – Developer/Tester Support of Developing a Defect Repository – Defect Prevention Strategies.

**Suggested Activities:**

- Flipped classroom on testing axioms.
- Identify and analyze syntax error, semantic error, bug and defect for programs.

**Suggested Evaluation Methods:**

- Quiz and discussion on testing axioms.
- Identifying fallacies in requirements specification.
- Identify the various types of errors, bugs and defects for a case study.

**UNIT II BLACK BOX, WHITE BOX TESTING AND TEST ADEQUACY**

**9**

Test Case Design Strategies – Black Box Approach – Boundary Value Analysis – Equivalence Class Partitioning – State-Based Testing – User Documentation Testing – White Box Approach – Static Testing vs. Structural Testing – Code Functional Testing – Coverage and Control Flow Graphs – Covering Code Logic – Paths – Cyclomatic Complexity – Test Adequacy Criteria.

*Attested*

**Suggested Activities:**

- Flipped classroom on test adequacy criteria.
- External learning - Exploring white box testing tools like veracode, elemma, rcunit, cppunit, Junit, JSUnitetc.
- Analyzing the cyclomatic complexity of code segments.

**Suggested Evaluation Methods:**

- Quiz and discussion on cyclomatic complexity.
- Assignments on white box testing tools like Selenium, Appium, Robotium and carrying out simple BBT and WBT using tools.
- Solving problems related to cyclomatic complexity.

**UNIT III LEVELS OF TESTING****9**

Unit Test – Planning – Designing the Unit Test Process – Running the Unit Tests and Recording Results – Integration Test Planning – Scenario Testing – Defect Bash Elimination System Testing – Acceptance Testing – Performance Testing – Regression Testing – Internationalization Testing – Ad-Hoc Testing – Alpha, Beta Tests.

**Suggested Activities:**

- External learning - Exploring the integration testing tools for various programming languages – VectorCAST/C++, CITRUS (Java), FitNesse (open source), Rational test integration tester, Protractor (Angular, Angular JS), Jasmine (JavaScript), Spock (Java) and the regression testing tools – Sahi Pro, Watir, IBM Rational Regression Tester, TestDrive etc.
- Flipped classroom on alpha and beta testing.
- Analyzing various levels of testing required for a software product.

**Suggested Evaluation Methods:**

- Assignments on integration testing tools and regression testing tools.
- Quiz and discussion on alpha and beta testing.
- Identifying and performing various levels of testing for a case study.

**UNIT IV TEST MANAGEMENT****9**

Organization Structures For Testing Teams – Testing Services – Test Planning Attachments – Locating Test Items – Test Management – Reporting Test Results – The Role of Three Groups in Test Planning and Policy Development – Introducing the Test Specialist – Skills Needed by a Test Specialist – Building a Testing Group.

**Suggested Activities:**

- Flipped classroom on reporting test results.
- External learning - Exploring the organization structures and organizational behaviour in the context of software testing.
- Analyzing how to build testing groups for various types of projects and organizations.

**Suggested Evaluation Methods:**

- Quiz and discussion on reporting test results.
- Finding out the organization structure and organizational behaviour for given case studies.
- Building test groups for given case studies.

*Attested*

## UNIT V TEST AUTOMATION

9

Software Test Automation – Skill Needed for Automation – Scope of Automation – Design and Architecture for Automation – Requirements for a Test Tool – Challenges in Automation – Test Metrics and Measurements – Project, Progress and Productivity Metrics – Maintenance of Documents During Testing.

### Suggested Activities:

- Flipped classroom on test metrics and measurements.
- External learning - Exploring the risks involved in automated testing and exploring the ways to improve your testing skills apart from using testing tools.
- Practical - Install and learn popular software testing tools like Selenium, Win Runner, LoadRunner, Performance Tester etc.
- Learning to write test scripts.

### Suggested Evaluation Methods:

- Quiz and discussion on test metrics and measurements.
- Assignments on evaluating the risks involved in automated testing for given case studies.
- Assignments on writing test scripts to carry out various types of testing in test automation tools.

**TOTAL: 45 PERIODS**

### OUTCOMES:

On completion of the course, the students will be able to:

1. Obtain an insight to software testing.
2. Apply both black box testing and white box testing.
3. Understand and apply multiple levels of testing.
4. Understand the role of a tester as an individual and as a team member.
5. Apply software testing for large projects using automated testing tools.
6. Maintain documentation on testing.

### REFERENCES:

1. Paul C. Jorgensen, "Software Testing: A Craftsman's Approach", Fourth Edition, CRC Press, 2013.
2. Dorothy Graham, Mark Fewster, "Experiences of Test Automation: Case Studies of Software Test Automation", Pearson Education, 2012.
3. Glenford J. Myers, Tom Badgett, Corey Sandler, "The Art of Software Testing", Third edition, John Wiley & Sons publication, 2012.
4. Srinivasan Desikan, Gopaldaswamy Ramesh, "Software Testing - Principles and Practices", Pearson Education, 2009.
5. Boris Beizer, "Software testing techniques", Dream Tech Press, 2009.
6. Mauro Pezze, Michal Young, "Software Testing and Analysis Process Principles and Techniques", Wiley India, 2008.
7. Ali Mili and Fairouz Chier, "Software Testing: Concepts and Operations", Wiley, 2015.

*Attested*

  
DIRECTOR  
Centre for Academic Courses  
Anna University, Chennai-600 025

	PO1	PO2	PO3	PO4	PO5	PO6
CO1	3	1	3	2	3	1
CO2	3	1	3	2	2	1
CO3	3	1	3	3	2	1
CO4	3	1	3	3	2	1
CO5	3	1	3	2	2	1
CO6	3	1	3	2	2	1

CA5009

DEEP LEARNING TECHNIQUES AND APPLICATIONS

LT P C  
3 0 0 3

**OBJECTIVES:**

- To understand the basic ideas and principles of neural networks.
- To understand the basic concepts of deep learning.
- To familiarize with image processing facilities like TensorFlow and Keras.
- To appreciate the use of deep learning applications.
- To understand and implement deep learning architectures.

**UNIT I BASICS OF NEURAL NETWORKS**

9

Basic Concept of Neurons – Perceptron Algorithm – Feed Forward and Backpropagation Networks.

**Suggested Activities:**

- Discussion of role of neural networks.
- External learning - Boltzmann Machine, perceptron.
- Practical - Implementation of simple neural network in Matlab

**SUGGESTED EVALUATION METHODS**

- Tutorials on perceptron.
- Assignments on backpropagation networks.
- Quizzes on neural networks.

**UNIT II INTRODUCTION TO DEEP LEARNING**

9

Deep Feed-Forward Neural Networks – Gradient Descent – Back-Propagation and Other Differentiation Algorithms – Vanishing Gradient Problem – Mitigation – Rectified Linear Unit (ReLU) – Heuristics for Avoiding Bad Local Minima – Heuristics for Faster Training – Nestors Accelerated Gradient Descent – Regularization for Deep Learning – Dropout – Adversarial Training – Optimization for Training Deep Models.

**Suggested Activities:**

- Discussion of role of Gradient Descent in deep learning.
- External learning - Feature extraction and feature learning.
- Practical - Implementation of TensorFlow and Keras applications.

*Attested*

  
DIRECTOR  
Centre for Academic Courses  
Anna University, Chennai-600 025



**Suggested Evaluation Methods:**

- Tutorials on gradient descent and regularization
- Assignments on optimization.
- Quizzes on deep learning regularization and optimization.

**UNIT III CONVOLUTIONAL NEURAL NETWORKS 9**

CNN Architectures – Convolution – Pooling Layers – Transfer Learning – Image Classification using Transfer Learning – Recurrent and Recursive Nets – Recurrent Neural Networks – Deep Recurrent Networks – Recursive Neural Networks – Applications.

**Suggested Activities:**

- Discussion of role of convolutional networks in Machine Learning.
- External learning - Concept of convolution and need for Pooling.

**Suggested Evaluation Methods:**

- Tutorials on image classification and recurrent nets.
- Assignments on image classification performances.
- Quizzes on convolutional neural networks.

**UNIT IV ADDITIONAL DEEP LEARNING ARCHITECTURES 9**

Long Short Term Memory (LSTM) Networks – Sequence Prediction – Gated Recurrent – Encoder/Decoder Architectures – Autoencoders – Standard – Sparse – Denoising – Contractive – Variational Autoencoders – Applications of Autoencoders – Representation Learning – Deep generative Models – Deep Belief Networks – Deep Generative Networks – Generative Schemes – Evaluating Generative Models.

**Suggested Activities:**

- Discussion of role of Deep Learning architectures.
- External learning - Compression of features using Auto-encoders.
- Practical - Implementation of simple deep learning architectures.

**Suggested Evaluation Methods:**

- Tutorials on LSTM and Autoencoders.
- Assignments on deep generative models, Deep Belief Networks.
- Quizzes on deep learning architectures.

**UNIT V APPLICATIONS OF DEEP LEARNING 9**

Images segmentation – Object Detection – Automatic Image Captioning – Image generation with Generative adversarial networks – Video to Text with LSTM models – Attention models for Computer Vision – Case Study: Named Entity Recognition – Opinion Mining using Recurrent Neural Networks – Parsing and Sentiment Analysis using Recursive Neural Networks – Sentence Classification using Convolutional Neural Networks – Dialogue Generation with LSTMs.

**Suggested Activities:**

- Discussion of role of deep learning in image and NLP applications.
- External learning - NLP concepts.
- Practical - Implementation of simple deep learning for object detection and recognition in images.

**Suggested Evaluation Methods:**

- Tutorials on images segmentation.
- Assignments on parsing and sentiment analysis.
- Quizzes on deep learning applications

*Attested*  
**TOTAL: 45 PERIODS**



**OUTCOMES:**

On completion of the course, the students will be able to:

- Understand the role of deep learning in machine learning applications.
- Get familiar with the use of TensorFlow and Keras in deep learning applications.
- Design and implement deep learning applications.
- Critically analyze different deep learning models in image related projects.
- Design and implement convolutional neural networks.
- Know about applications of deep learning in NLP and image processing.

**REFERENCES:**

1. Ian J. Goodfellow, Yoshua Bengio, Aaron Courville, "Deep Learning", MIT Press, 2017.
2. Francois Chollet, "Deep Learning with Python", Manning Publications, 2018
3. Phil Kim, "Matlab Deep Learning: With Machine Learning, Neural Networks and Artificial Intelligence", Apress, 2017.
4. Ragav Venkatesan, Baoxin Li, "Convolutional Neural Networks in Visual Computing", CRC Press, 2018.
5. Navin Kumar Manaswi, "Deep Learning with Applications Using Python", Apress, 2018.
6. Joshua F. Wiley, "R Deep Learning Essentials", Packt Publications, 2016. Joshua F. Wiley, "R Deep Learning Essentials", Packt Publications, 2016.

	PO1	PO2	PO3	PO4	PO5	PO6
CO1	2	1	1	1	1	1
CO2	1	1	1	1	3	1
CO3	1	1	1	1	1	3
CO4	1	2	1	2	1	1
CO5	2	1	1	1	3	3
CO6	1	3	1	1	1	2

PROGRESS THROUGH KNOWLEDGE

CA5010

GAME PROGRAMMING TECHNIQUES

L T P C  
3 0 0 3

**OBJECTIVES:**

- To know the basics of 2D and 3D graphics for game development.
- To know the stages of game development.
- To understand the basics of game engine.
- To survey the gaming development environment and toolkits.
- To learn and develop simple games using Pygame environment.

**UNIT I 3D GRAPHICS FOR GAME PROGRAMMING**

9

Game – Definition – Genres of Games, Basics of 2D and 3D Graphics, Game Objects Design – 2D and 3D Transformations – Projections – Colour Models – Illumination and Shader Models – Animation – Controller based Animation.

Attested

  
DIRECTOR  
Centre for Academic Courses  
Anna University, Chennai-600 025

**Suggested Activities:**

- Discussion about computer and video games origin and history.
- Discussion of graphics objects, Open source language for Game development like Pygame and Processing.py - a Language for Creative Arts.
- External learning - Practical problems in translation, scaling, zooming and rotation of 2D and 3D objects.
- Practical - Installation of Pygame and Pygame Zero and Implementation of colour models and shading models in Python.

**Suggested Evaluation Methods:**

- Tutorial - 2D and 3D transformations.
- Evaluation of programming exercises for Python implementation.
- Assignments on image projections and colour models.
- Quizzes on 2D and 3D game object transforms.

**UNIT II GAME DESIGN PRINCIPLES 9**

Character Development, Storyboard Development for Gaming – Script Design – Script Narration –Game Balancing –Core Mechanics – Principles of Level Design – Proposals – Writing for Pre-production, Production and Post-Production.

**Suggested Activities:**

- Flipped classroom on animation.
- Creation of game script in natural language and story creation.
- External learning - Practical problems in game level design.
- Practical - Producing game level design document, detailed document.

**Suggested Evaluation Methods:**

- Tutorial - Script writing.
- Assignments on game proposal writing.
- Quizzes on game design document.

**UNIT III GAME ENGINE DESIGN 9**

Rendering Concept – Software Rendering – Hardware Rendering – Spatial Sorting Algorithms – Algorithms for Game Engine – Collision Detection – Game Logic – Game AI – Path Finding.

**Suggested Activities:**

- Flipped classroom on rendering.
- External learning - Image rendering and animation.
- Practical - Implementation of simple animations in Pygame and Processing.py

**Suggested Evaluation Methods:**

- Tutorial problems in collision detection.
- Assignments on game AI and path finding.
- Quizzes on rendering.

**UNIT IV OVERVIEW OF GAMING PLATFORMS AND FRAMEWORKS 9**

Pygame Game development – Unity – Unity Scripts –Mobile Gaming, Game Studio, Unity – Single player and Multi-Player games.

Attested

**Suggested Activities:**

- Flipped classroom on gaming environments.
- External learning on Unity Game Engine.
- Practical - Installation of Unity and scripts.
- Practical - Pygame routines for character rendering, transformations and sound processing.

**Suggested Evaluation Methods:**

- Tutorial - Collision detection.
- Assignments on Unity Game Engine.
- Quizzes of all topics related to Unity and Pygame.

**UNIT V GAME DEVELOPMENT USING PYGAME****9**

Developing 2D and 3D Interactive Games using Pygame – Avatar Creation – 2D and 3D Graphics Programming – Incorporating Music and Sound – Asset Creations – Game Physics Algorithms Development – Device Handling in Pygame – Overview of Isometric and Tile Based Games – Overview of Puzzle Games.

**Suggested Activities:**

- External learning - Writing Unity scripts and assets.
- Practical - Implementation of simple games.

**Suggested Evaluation Methods:**

- Tutorial problems in 2D and 3D graphics programming.
- Programming problems like asset creation
- Quizzes on game development in Pygame.

**TOTAL: 45 PERIODS****OUTCOMES:**

On completion of the course, the students will be able to:

1. Have knowledge on the concepts of 2D and 3D graphics.
2. Know about games and their genres with their origin and history.
3. Prepare game design documents.
4. Understand the implementation of gaming engines.
5. Survey gaming environments and frameworks.
6. Implement a simple game in Pygame.

**REFERENCES:**

1. Sanjay Madhav, "Game Programming Algorithms and Techniques: A Platform Agnostic Approach", Addison-Wesley Professional, 2013.
2. Will McGugan, "Beginning Game Development with Python and Pygame: From Novice to Professional", Apress Publishers, 2007.
3. Paul Craven, "Python Arcade games", Apress Publishers, 2016.
4. David H. Eberly, "3D Game Engine Design: A Practical Approach to Real-Time Computer Graphics", Second Edition, CRC Press, 2006.
5. Jung Hyun Han, "3D Graphics for Game Programming", Chapman and Hall/CRC, 2011.

*Attested*

  
DIRECTOR  
Centre for Academic Courses  
Anna University, Chennai-600 025

	PO1	PO2	PO3	PO4	PO5	PO6
CO1	1	1	1	1	1	1
CO2	1	3	1	1	1	1
CO3	1	3	1	1	1	1
CO4	2	3	1	1	1	1
CO5	1	3	1	1	1	1
CO6	1	1	1	3	1	3

CA5011

**MULTIMEDIA TECHNOLOGIES**

**L T P C**  
**3 0 0 3**

**OBJECTIVES:**

- To enrich student learning in multimedia systems.
- To train the students to acquire knowledge in multimedia related technologies.
- To acquire knowledge about multimedia techniques to enhance quality of service.
- To acquire knowledge in the development of multimedia systems.
- To learn about the multimedia elements in a comprehensive way.

**UNIT I INTRODUCTION TO MULTIMEDIA ELEMENTS**

**9**

Multimedia – Medium – Properties of a Multimedia system – Traditional Data Stream Characteristics – Data Stream Characteristics of Continuous Media – Basic Sound Concepts – Speech – Images and Graphics – Computer Image Processing – Video and Animation – Computer Based Animation.

**Suggested Activities:**

- Flipped classroom on multimedia concepts.
- Practical - Creating and editing visual elements using tools like Audacity, Fontographer, Blender, Photoshop and flash.

**Suggested Evaluation Methods:**

- Demonstration of the practical exercise.
- Assignments on creativity and visual appearance.
- Quizzes on sound, speech and image-related concepts.

**UNIT II MULTIMEDIA COMPRESSION**

**9**

Storage Space – Coding Requirements – Hybrid Coding – JPEG: Image Preparation, Lossy Mode, Lossless Mode, Hierarchical Mode – H.261 – MPEG: Video Encoding, Audio Encoding, Data Stream, MPEG 3, MPEG 7, MPEG 21 – DVI – Audio Encoding.

**Suggested Activities:**

- Flipped classroom on different compression techniques.
- Practical - Adobe Premier Pro for Digital Video Concepts.
- External learning - Adobe aftereffects, Adobe Media Encoder and Adobe Audition.

**Suggested Evaluation Methods:**

- Demonstration, finalization and output of the practical learning.
- Quizzes on MPEG and audio encoding.

**UNIT III MULTIMEDIA ARCHITECTURES****9**

User Interfaces – OS Multimedia Support – Multimedia Extensions – Hardware Support – Distributed Multimedia Applications – Real Time Protocols – Play Back Architectures – Synchronization – Document and Document Architecture – Hypermedia Concepts – Hypermedia Design – Digital Copyrights – Digital Library – Multimedia Archives.

**Suggested Activities:**

- Flipped classroom on concepts of Multimedia hardware architectures.
- External learning - Digital repositories.

**Suggested Evaluation Methods:**

- Tutorial - Document architecture.
- Quizzes on hypermedia.

**UNIT IV MULTIMEDIA OPERATING SYSTEM AND DATABASES****9**

Real Time – Resource Management – Process Management – File Systems – Interprocess Communication and Synchronization – Memory Management – Device Management – Characteristics of MDBMS – Data Analysis – Data Structures – Operations on Data – Integration in a Database Model.

**Suggested Activities:**

- Flipped classroom on multimedia database and indexing structures.
- External learning - Data structures for storing multimedia data.

**Suggested Evaluation Methods:**

- Quizzes on various concepts of multimedia databases.
- Assignments on various operations on data

**UNIT V MULTIMEDIA COMMUNICATION & APPLICATIONS****9**

Tele Services – Implementation of Conversational Services, Messaging Services, Retrieval Services, Tele Action Services, Tele Operation Services – Media Consumption – Media Entertainment – Virtual Reality – Interactive Audio – Interactive Video – Games.

**Suggested Activities:**

- Practical - Designing user interfaces and developing simple games.
- External learning - Mixed reality.

**Suggested Evaluation Methods:**

- Demonstration of developed applications.
- Quizzes on virtual reality and augmented reality.

**TOTAL: 45 PERIODS****OUTCOMES:**

On completion of the course, the students will be able to:

1. Handle the multimedia elements effectively.
2. Encode and decode the multimedia elements.
3. Understand the underlying multimedia computing architectures used for media development.
4. Develop effective strategies to deliver quality-of-experience in multimedia applications.
5. Design and implement algorithms and techniques related to multimedia objects.
6. Design and develop multimedia applications in various domains.

## REFERENCES:

1. Ralf Steinmetz, Klara Nahrstedt, "Multimedia Computing, Communications, and Applications", Pearson India, 2009.
2. Ranjan Parekh, "Principles of Multimedia", Second Edition, McGraw Hill Education, 2017.
3. Ralf Steinmetz, Klara Nahrstedt, "Multimedia Systems", Springer, 2004.
4. Tay Vaughan, "Multimedia: Making it Work", McGraw – Hill Education, Ninth Edition, 2014.
5. Mark S Drew, Zee Nian Li, "Fundamentals of multimedia", Prentice Hall, 2006.
6. Jerry D. Gibson, Toby Berger, Tom Lookabaugh, Dave Lindergh, Richard L. "Baker Digital Compression for Multimedia: Principles and Standards", Elsevier, 2006.

	PO1	PO2	PO3	PO4	PO5	PO6
CO1	2	1	3	2	2	1
CO2	3	1	3	2	1	1
CO3	3	1	3	3	3	1
CO4	3	1	2	2	3	3
CO5	3	1	3	3	3	2
CO6	2	1	3	3	2	2

CA5012

DATA VISUALIZATION TECHNIQUES

L T P C  
3 0 0 3

## OBJECTIVES:

- To understand the fundamentals of data visualization.
- To know the working principles of various information visualization tools.
- To acquire knowledge about the issues in data representation.
- To visualize the complex engineering design.
- To gain skill in designing real time interactive information visualization system.

## UNIT I INTRODUCTION

9

Introduction – Visualization Stages – Computational Support – Issues – Different Types of Tasks – Data representation – Limitation: Display Space – Rendering Time – Navigation Links.

### Suggested Activities:

- Blended Learning - Displaying different types visualization images.
- Flipped classroom on the task of representing information.
- External learning - Practical problems related to acquiring data.
- Practical - Representing various varieties of data.

### Suggested Evaluation Methods:

- Tutorial - Different data visualizing images.
- Assignment on different data acquiring methods.
- Quizzes on various issues and solutions in different visualization applications.
- Demonstration of the techniques used for data representation.



## UNIT II DATA REPRESENTATION

9

Human Factors – Foundation for a Science of Data Visualization – Optics – Optimal Display – Overview about Lightness, Brightness, Contrast, Constancy, Color – Visual Attention that Pops Out – Types of Data – Data Complexity – Encoding of Values – Encoding of Relation – Relation and Connection – Alternative Canvasses.

### Suggested Activities:

- Blended Learning - Human visual and auditory system.
- Flipped classroom on color formats.
- Practical - Implementation of the interactive forms.
- External learning - Survey on different human computer interaction and types of user interface.

### Suggested Evaluation Methods:

- Assignments on human visual and auditory system.
- Quizzes on color format.
- Assessments design and creativity.
- Assignments on various human computer interaction user interface.

## UNIT III DATA PRESENTATION

9

Human Vision – Space Limitation – Time Limitations – Design – Exploration of Complex Information Space – Figure Caption in Visual Interface – Visual Objects and Data Objects – Space Perception and Data in Space – Images, Narrative and Gestures for Explanation.

### Suggested Activities:

- Blended Learning - Drawing charts for display.
- Flipped classroom on various presentation techniques.
- External learning - Different font and font styles, symbols and gesture representation.
- Practical - Implementation of these presentations through interfaces in computers.

### Suggested Evaluation Methods:

- Assignment on chart preparation.
- Tutorial - Various presentation techniques.
- Assignment on gesture presentation.
- Demonstration of the designed interface layout.

## UNIT IV INTERACTION

9

Norman's Action Cycle – Interacting with Visualization – Interaction for Information Visualization – Interaction for Navigation – Interaction with Models – Interacting with Visualization – Interactive 3D Illustrations with Images and Text.

### Suggested Activities:

- Flipped classroom on various interacting Techniques.
- Practical - Implementations of interactive interfaces.
- External learning - Interaction facilities and high level support for animation design.

### Suggested Evaluation Methods:

- Tutorial - Interaction models.
- Demonstration of the based on interactivity.
- Assignment on animation design.

## UNIT V CURRENT TRENDS

9

Design – Virtual Reality: Interactive Medical Application – Tactile Maps for visually challenged People – Animation Design for Simulation – Integrating Spatial and Nonspatial Data – Innovating the Interaction.

Attested



**Suggested Activities:**

- Practical - Mini project for designing and implementing innovative interfaces.
- Flipped classroom on the implementation of virtual reality environment.

**Suggested Evaluation Methods:**

- Demonstration of the mini project.
- Tutorial - Virtual reality application.

**TOTAL: 45 PERIODS****OUTCOMES:**

On completion of the course, the students will be able to:

1. Apply mathematics and basic science knowledge for designing information visualizing system.
2. Collect data ethically and solve engineering problem in visualizing the information.
3. Implement algorithms and techniques for interactive information visualization.
4. Conduct experiments by applying various modern visualization tool and solve the space layout problem.
5. Analyze and design system to visualize multidisciplinary multivariate Data individually or in teams.
6. Develop a cost effective and a scalable information visualization system.

**REFERENCES:**

1. Colin Ware, "Information Visualization Perception for Design" Third Edition, Morgan Kaufmann Publishers, 2012.
2. Robert Spence, "Information Visualization An Introduction", Third Edition, Pearson Education, 2014.
3. Benjamin B. Bederson and Ben Shneiderman, "The Craft of Information Visualization" Morgan Kaufmann Publishers, 2003.
4. Thomas strothotte, "Computational Visualization: Graphics, Abstraction and Interactivity", Springer, 1998.
5. Matthew O.Ward, George Grinstein, Daniel Keim, "Interactive Data Visualization: Foundation, Techniques and Applications", Second Edition, A.K.Peters/ CRC Press, 2015.
6. Robert Spence, "Information Visualization Design for Interaction", Second Edition, Pearson Education, 2006.
7. Joerg Osarek, "Virtual Reality Analytics", Gordon's Arcade, 2016.

	<b>PO1</b>	<b>PO2</b>	<b>PO3</b>	<b>PO4</b>	<b>PO5</b>	<b>PO6</b>
<b>CO1</b>	3	2	2	2	2	2
<b>CO2</b>	2	2	2	2	3	2
<b>CO3</b>	3	2	2	3	2	2
<b>CO4</b>	3	2	2	2	2	2
<b>CO5</b>	3	2	2	2	2	2
<b>CO6</b>	3	2	2	2	2	2

Attested



**DIRECTOR**  
Centre for Academic Courses  
Anna University, Chennai-600 025

**OBJECTIVES:**

- To learn about the design of the Unix operating system.
- To become familiar with the various data structures used learn the various low – level algorithms used in UNIX.
- To understand the Unix file system and its system calls.
- To study about process management and scheduling in operating system.
- To learn about memory management and I/O systems.

**UNIT I OVERVIEW****9**

General Overview of the System: History – System Structure – User Perspective – Operating System Services – Assumptions about Hardware – Introduction to the Kernel Architecture of the UNIX Operating System – Introduction to System Concept – The Buffer Cache – Buffer headers – Structure of the Buffer Pool – Scenarios for Retrieval of a Buffer– Reading and Writing Disk Blocks – Advantages and Disadvantages of the Buffer Cache.

**Suggested Activities:**

- Flipped classroom on operating system services.
- Practical -
  - Implement the system call 'cat' using command line arguments and generate the executable version of the program and invoke the executable file using exec system calls (fork, wait etc).
  - Implement a scenario resulting to an incorrect linked list because of context switch.
  - Implement the five scenarios in the getblk algorithm by using first in first out scheme.
  - Simulate the function of bread(), breada(), bwrite and brelse.

**Suggested Evaluation Methods:**

- Quiz on operating system services.
- Evaluation of the functions implemented.

**UNIT II FILE SUBSYSTEM****9**

Internal Representation of Files: inodes – Structure of a Regular File – Directories – Conversion of a Path Name to an Inode – Super Block – Inode Assignment to a New File – Allocation of Disk Blocks.

**Suggested Activities:**

- Flipped classroom on files and directory structure.
- Practical -
  - Implement the five scenarios in the iget algorithm by using least recently used scheme.
  - Implement the bmap algorithm and find the block number and the byte offset in file system for the given offset. Assume the disk block contain 1024 bytes.
    - 96000
    - 9999999
  - Simulate the function of iput, ialloc, ifree, alloc and ifree.
  - Write a program to display the directory entries(i.e., byte offset , inode number and the file name).

**Suggested Evaluation Methods:***Attested*

- Quiz on files and directory structure.
- Evaluation of the functions implemented.

### UNIT III SYSTEM CALLS FOR THE FILE SYSTEM 9

Open – Read – Write – File and Record Locking – Adjusting the Position of File I/O – lseek – Close – File Creation – Creation of Special Files – Changing Directory – Root – Owner – Mode – stat and fstat – Pipes – dup – Mounting And Unmounting File Systems – link – unlink.

#### Suggested Activities:

- Flipped classroom on file system and system calls.
- Practical -
  - How does the command mkdir work? (Hint: When mkdir completes, what are the inode numbers for "." and ".."?)
  - Simulate the function of chown, chmod, stat and fstat.
  - Set the whole-file lock with fcntl() and lockf().
  - Write a program to print the mount table whenever an external device is connected to the Unix system.

#### Suggested Evaluation Methods:

- Quiz on file system calls.
- Evaluation of the functions implemented.

### UNIT IV PROCESSES 9

Process States and Transitions – Layout of System Memory – The Context of a Process – Saving the Context of a Process – Manipulation of the Process Address Space – Process Control – Process Creation – Signals – Process Termination – Awaiting Process Termination – Invoking other programs – User Id of a Process – Changing the Size of a Process – Shell – System Boot and the INIT Process – Process Scheduling.

#### Suggested Activities:

- Flipped classroom on context switching
- Practical -
  - Implement the algorithm for allocating and freeing memory pages and page tables. Which data structures would allow best performance?
  - Design an algorithm that translates virtual address to physical addresses, given the virtual address and the address of the region entry.
  - Implement an algorithm that exchange messages over pipe (use of pipe and dup and fork).
  - Write a program to communicate between two process using signals.

#### Suggested Evaluation Methods:

- Quiz on Context switching.
- Evaluation of the functions implemented.

### UNIT V MEMORY MANAGEMENT AND I/O 9

Memory Management Policies – Swapping – Demand Paging - The I/O Subsystem: Driver Interface – Disk Drivers – Terminal Drivers.

#### Suggested Activities:

- Flipped classroom on virtual memory concepts
- Practical -
  - Write a program that tracks the allocation of space on a swap device.

*Attested*

- Write a program that verifies that the file systems on a disk do not overlap. The program should take two arguments: a device file that represents a disk volume and a descriptor file that gives section numbers and section lengths for the disk type. The program should read the super blocks to make sure that file systems do not overlap.
- Implement `stty` command: with no parameters, it retrieves the values of terminal settings and report them to the user.
- Encode a line discipline that writes the machine name at the beginning of each line of output.

**Suggested Evaluation Methods:**

- Quiz on virtual memory concepts.
- Evaluation of the functions implemented.

**TOTAL: 45 PERIODS**

**OUTCOMES:**

On completion of the course, the students will be able to:

1. Understand UNIX architecture and describe the component of operating system.
2. Explain how they interact with computer hardware.
3. Gain a deeper understanding of system calls in Unix operating system.
4. Apply the concepts of operating systems design to practical problems.
5. Design and implement the subsystems of an operating system.
6. Critically analyze different data structures and algorithms used in the building of a kernel.

**REFERENCES:**

1. Maurice J. Bach, "The Design of the Unix Operating System", Pearson Education, 2015.
2. B. Goodheart, J. Cox, "The Magic Garden Explained", Prentice Hall of India, 1986.
3. S. J. Leffler, M. K. Mckusick, M. J. Karels, J. S. Quarterman, "The Design and Implementation of the 4.3 BSD Unix Operating System", Addison Wesley, 1998.
4. Robert Love, "Linux Kernel Development", Third Edition, Addison Wesley, 2010.

	PO1	PO2	PO3	PO4	PO5	PO6
CO1	3	1	3	3	2	1
CO2	3	1	3	3	2	1
CO3	3	1	3	3	2	1
CO4	3	1	3	3	2	1
CO5	3	1	3	3	2	2
CO6	3	1	3	3	2	2

*Attested*

*[Signature]*  
 DIRECTOR  
 Centre for Academic Courses  
 Anna University, Chennai-600 025

**OBJECTIVES:**

- To learn the technologies of the .NET framework.
- To cover all segments of programming in C# starting from the language basis, followed by the object oriented programming concepts.
- To update and enhance skills in writing Windows applications, ADO.NET and ASP .NET.
- To introduce advanced topics namely data connectivity, WPF, WCF and WPF with C# and .NET 4.5.
- To implement mobile applications using .Net Compact Framework.

**UNIT I C# LANGUAGE BASICS****9**

.Net Architecture – Core C# – Variables – Data Types – Flow control – Objects and Types-Classes and Structs – Inheritance- Generics – Arrays and Tuples – Operators and Casts – Indexers- Assemblies – Shared Assemblies – CLR Hosting – Appdomains.

**Suggested Activities:**

- Installation of .Net framework and experimenting simple C# programs using IDE.
- Flipped Classroom on CLR internals.
- Creation of shared assemblies.

**Suggested Evaluation Methods:**

- Quiz on CLR internals.
- Tutorials on C# programming fundamentals.

**UNIT II C# ADVANCED FEATURES****9**

Delegates – Lambdas – Lambda Expressions – Events – Event Publisher – Event Listener – Strings and Regular Expressions – Generics – Collections – Memory Management and Pointers – Errors and Exceptions – Reflection.

**Suggested Activities:**

- Implementing delegates and handling events.
- Practical - Generic collections, memory management and exception handling.

**Suggested Evaluation Methods:**

- Demonstration of implemented programs.
- Tutorial case studies on advanced C# features.

**UNIT III BASE CLASS LIBRARIES AND DATA MANIPULATION****9**

Diagnostics Tasks – Threads and Synchronization – Manipulating XML – SAX and DOM – Manipulating files and the Registry – Transactions – Data access with ADO.NET: Introduction, LINQ to Entities and the ADO.NET Entity Framework, Querying a Database with LINQ – Creating the ADO.NET Entity Data Model Class Library, Creating a Windows Forms Project – Data Bindings Between Controls and the Entity Data Model – Dynamically Binding Query Results.

**Suggested Activities:**

- Implementation of Threads and Synchronization based application.
- Practical - Programs on XML and operations using parsers.
- Application development with ADO.NET.

*Attested*

**Suggested Evaluation Methods:**

- Tutorials on SAX and DOM parsers.
- Presentation of ADO.NET based application.

**UNIT IV WINDOW AND WEB BASED APPLICATIONS****9**

Window Based Applications – Core ASP.NET – ASP.NET Web Forms – Server Controls, Data Binding – ASP.NET State Management, Tracing, Caching, Error Handling, Security, Deployment, User and Custom Controls – Windows Communication Foundation (WCF) – Introduction to Web Services.

**Suggested Activities:**

- Practical - Programs using ASP.NET and State management controls.
- Flipped classroom on web services with .NET.
- Tutorials on WCF framework.

**Suggested Evaluation Methods:**

- Quizzes.
- Demonstration of the implemented programs on ASP.NET web services.

**UNIT V .NET COMPACT FRAMEWORK****9**

Reflection – .Net Remoting-.Net Security – Localization – Peer-to-Peer Networking – Building P2P Applications – .Net Compact Framework – Compact Edition DataStores – Testing and Debugging – Optimizing performance – Packaging and Deployment.

**Suggested Activities:**

- Demonstration of programs using .Net Remoting and .net Security APIs.
- Demonstration of programs using .Net compact framework.

**Suggested Evaluation Methods:**

- Presentation of .NET compact framework application.
- Evaluation of programs using .Net remoting and .Net security APIs.

**TOTAL: 45 PERIODS****OUTCOMES:**

On completion of the course, the student will be able to:

1. Understand the difference between .NET and Java framework.
2. Work with the basic and advanced features of C# language.
3. Create applications using various data providers.
4. Create web application using ASP.NET.
5. Create mobile application using .NET compact framework.
6. Integrate all the features of C# language and build complex web applications in .NET framework.

**REFERENCES:**

1. Christian Nagel, Bill Evjen, Jay Glynn, Karli Watson, Morgan Skinner, "Professional C# and .NET 4.5", Wiley, 2012.
2. Andrew Troelsen, "Pro C# 5.0 and the .NET 4.5 Framework", Apress publication, 2012.
3. Ian Gariffiths, Mathew Adams, Jesse Liberty, "Programming C# 4.0", O'Reilly, Sixth Edition, 2010.
4. Andy Wigley, Daniel Moth, "Peter Foot, —Mobile Development Handbook", Microsoft Press, 2011.
5. Herbert Schildt, "C# The Complete Reference", Tata McGraw Hill, 2004.

*Attested*



	PO1	PO2	PO3	PO4	PO5	PO6
CO1	1	1	1	1	1	1
CO2	1	1	1	2	1	1
CO3	1	3	2	2	1	1
CO4	1	1	3	3	1	2
CO5	3	1	3	3	3	3
CO6	3	3	3	3	3	3

CA5015

**SERVICE ORIENTED ARCHITECTURES**

**L T P C**  
**3 0 0 3**

**OBJECTIVES:**

- To analyze various software architectures and understand the basic principles of service orientation.
- To learn the service oriented architecture and micro services architecture.
- To understand the technologies associated with SOA.
- To analyze and implement web service based applications and realize SOA.
- To learn micro services related frameworks and develop applications.

**UNIT I SOFTWARE ENGINEERING PRACTICES**

**9**

Software Engineering Principles – SDLC – Agile Development Methodologies – Emergence of Devops Architecture – Need For Software Architecture – Types of IT Architecture – Pattern and Style – Architecting Process for Software Applications – High Level Architecture – Solution Architecture – Software Platforms – Enterprise Applications – Custom Software Applications – Cloud Computing Platforms.

**Suggested Activities:**

- Sample application for each type of architecture.
- Study of popular enterprise applications.
- Cloud computing platforms comparison.
- DevOPs solution fundamentals.

**Suggested Evaluation Methods:**

- Quiz on various concepts.
- Simple development based on the solutions and study.

**UNIT II SOA AND MSA BASICS**

**9**

SOA and MSA – Basics – Evolution of SOA & MSA – Drivers for SOA – Dimensions, Standards and Guidelines for SOA – Emergence of MSA – Enterprise-wide SOA – Strawman and SOA Reference Architecture – OOAD Process & SOAD Process – Service Oriented Application – Composite Application Programming Model.

**Suggested Activities:**

- Applications of SOA and MSA.
- OOAD and SOAD comparison.
- Identifying simple services based on SOA and MSA.

*Attested*



**Suggested Evaluation Methods:**

- Case studies of various SOA applications.
- Application based comparison.

**UNIT III WEB SERVICES****9**

XML – DOM and SAX Processors – SOAP – WSDL – UDDI – JSON – WS – Security – Web Services Standards – Java, .NET, Python Web Services – RESTful Web Services – Middleware Services for IoT – Mobile Services.

**Suggested Activities:**

- XML processing.
- Exploring the structure of SOAP, WSDL and UDDI.
- Creation of web services in Java/.NET/Python environment.
- RESTful web services.
- Study of middleware services for IoT.

**Suggested Evaluation Methods:**

- Implementing XML, DOM and SAX.
- Programming exercises.

**UNIT IV SERVICE ORIENTED ANALYSIS AND DESIGN****9**

Principles of Service Design – Design of Activity, Data, Client, Business Process Services – Resilience Services – Technologies for SOA – Service Enablement – Integration – Orchestration – SOA Governance – Design Time and Run Time Governance – SOA Best Practices – EA and SOA for IT Alignment.

**Suggested Activities:**

- Study of business process services.
- Orchestration of Web services.

**Suggested Evaluation Methods:**

- Quiz on service design principles.
- Demonstration - Orchestrated web services.

**UNIT V MICROSERVICE BASED APPLICATIONS****9**

Implementing Microservices with Python – Microservice Discovery Framework – Coding, Testing and Documenting Microservices – Interacting with Other Services – Monitoring and Securing the Services – Containerized Services – Deploying on Cloud.

**Suggested Activities:**

- Implementation of microservices architecture with Python.
- Creation of container services.
- Cloud deployment.

**Suggested Evaluation Methods:**

- Micro service based application case study.
- Cloud deployment in different platforms.

**TOTAL: 45 PERIODS***Attested*

**DIRECTOR**  
Centre for Academic Courses  
Anna University, Chennai-600 025

**OUTCOMES:**

On completion of the course, the students will be able to:

1. Understand different types of software architecture.
2. Understand the need for MSA over SOA.
3. Understand the XML based standards associated with SOA.
4. Analyze and design SOA based applications.
5. Create Microservices using different software frameworks.
6. Integrate various microservices for realizing enterprise like application.

**REFERENCES:**

1. Shankar Kambhampaty, "Service-oriented Architecture & Microservice Architecture: For Enterprise, Cloud, Big Data and Mobile", Third Edition, Wiley, 2018.
2. Tarek Ziadé, "Python Microservices Development", O'REILLY publication, 2017.
3. Thomas Erl, "Service Oriented Architecture: Concepts, Technology, and Design", Pearson Education, 2005.
4. Ron Schmelzer et.al, "XML and Web Services", Pearson education, 2002.
5. Leonard Richardson, Sam Ruby, "RESTful Web Services", O'REILLY publication, 2007.
6. Nicolai M. Josuttis, "SOA in Design – The Art of Distributed System Design", O'REILLY publication, 2007.
7. Raj Balasubramanian, Benjamin Carlyle, Thomas Erl, Cesare Pautasso, "SOA with REST – Principles, Patterns & Constraints for Building Enterprise Solutions with REST", Prentice Hall, 2013.

	PO1	PO2	PO3	PO4	PO5	PO6
CO1	1	1	1	1	1	1
CO2	1	1	1	1	1	1
CO3	1	1	2	2	1	1
CO4	2	2	2	2	2	2
CO5	1	1	2	2	2	1
CO6	1	2	2	2	1	1

CA5016

SOFTWARE PROJECT MANAGEMENT

L T P C  
3 0 0 3**OBJECTIVES:**

- To develop an awareness of the need for project planning and management.
- To know about software effort estimation and activity planning.
- To explore risk and people management.
- To learn about project monitoring and control mechanisms.
- To know about software quality management.

Attested



**DIRECTOR**  
Centre for Academic Courses  
Anna University, Chennai-600 025

## **UNIT I INTRODUCTION**

**9**

Basics of Software Project Management: Definition – Software Projects Versus Other Types of Project – Contract Management and Technical Project Management – Activities – Plans, Methods and Methodologies – Requirement Specification – Management Control – Overview of Project Planning – Introduction to Step Wise Project Planning – Programme Management and Project Evaluation: Programme Management, Benefits, Evaluation, Technical Assessment, Cost -Benefit Analysis, Risk Evaluation – Selection of an Appropriate Project Approach: Choosing Technologies, Process Models, Software Prototyping, Dynamic Systems Development Method, Managing Iterative Processes.

### **Suggested Activities:**

- Discussion on software project management planning.
- External learning - Process models.

### **Suggested Evaluation Methods:**

- Assignment on project management framework.
- Quiz on process models.

## **UNIT II SOFTWARE EFFORT ESTIMATION AND ACTIVITY PLANNING**

**9**

Software Effort Estimation: Problems with Over and Under Estimates – Basis of Software Estimating – Techniques – Expert Judgment – Cosmic Full Function Points – A Procedural Code Oriented Approach – COCOMO: A Parametric Model – Activity Planning: Objectives – Project Schedules – Projects and Activities – Sequencing and Scheduling Activities – Network Planning Models – Formulating A Network Model – Identifying Critical Path – Shortening the Project Duration – Identifying Critical Activities – Activity-on-arrow Networks.

### **Suggested Activities:**

- Discussion on software effort estimation methods.
- External learning - Software activity planning.

### **Suggested Evaluation Methods:**

- Quiz on software effort estimation methods.
- Assignment on activity planning of a case study.

## **UNIT III SOFTWARE RISK AND PEOPLE MANAGEMENT**

**9**

Categories of Risk – Framework for Dealing with Risk – Risk Identification – Risk Assessment – Risk Planning – Risk Management – Evaluating Risks to the Schedule – Applying the PERT Technique – Monte Carlo Simulation – Critical Chain Concepts – Resource Allocation: Nature of Resources – Identifying Resource Requirements – Scheduling Resources – Creating Critical Paths – Counting the Cost – Cost Schedules – Scheduling Sequence.

### **Suggested Activities:**

- Discussion on risk management approaches.
- External learning on People Management.

### **Suggested Evaluation Methods:**

- Assignment on risk management.
- Quiz on people management.

## **UNIT IV SOFTWARE PROJECT MONITORING AND CONTROL**

**9**

Creating the Framework – Collecting the Data: Partial Completion Reporting – Risk Reporting – Visualizing Progress: Gantt chart – Slip chart – Ball Charts – The Timeline – Cost Monitoring – Earned Value Analysis – Prioritizing Monitoring – Getting the Project Back to Target – Change Control.

**Suggested Activities:**

- Discussion on project monitoring.
- External learning - Software control mechanisms.

**Suggested Evaluation Methods:**

- Assignment on project monitoring.
- Quiz on software control mechanisms.

**UNIT V SOFTWARE QUALITY MANAGEMENT****9**

Managing Contracts: The ISO 12207 Approach, Supply Process, Types, Stages, Contract Management Managing People and Organizing Teams: Understanding Behaviour, Organizational Behaviour, Motivation, The Oldham-Hackman Job Characteristics Model, Decision Making, Leadership, Dispersed and Virtual Teams, Software Quality – Importance, Defining Software Quality, ISO 9126, Software Quality Measures, Product Versus Process Quality Management, External Standards, Quality Plans.

**Suggested Activities:**

- Discussion on components of Software Quality Management.
- External learning on Software Quality measures.

**Suggested Evaluation Methods:**

- Assignment on various SQM standards and bodies.
- Quiz on software quality measures.

**TOTAL: 45 PERIODS****OUTCOMES:**

On completion of the course, the students will be able to:

1. Differentiate between various software process models.
2. Prepare project planning documents.
3. Estimate the software cost for projects.
4. Perform effective activity planning.
5. Prepare effective project scheduling work product.
6. Perform software quality management activities.

**REFERENCES:**

1. Bob Hughes, Mike Cotterell, "Software Project Management", Fourth Edition, Tata McGraw-Hill, 2011.
2. Walker Royce, "Software Project Management: A Unified Framework", Pearson Education, 2004.
3. Rishabh Anand, "Software Project Management", S. K. Kataria, 2013.
4. S. A. Kelkar, "Software Project Management: A Concise Study Paperback", Prentice Hall of India, 2013.
5. Ramesh Gopalaswamy, "Managing Global Software Projects", Tata McGraw Hill, 2001.
6. Humphrey Watts, "Managing the software process", Addison Wesley, 1989.
7. Ashfaq Ahmed, "Software Project Management Process Driven Approach", Auerbach Publications, 2011.

*Attested*

  
DIRECTOR  
Centre for Academic Courses  
Anna University, Chennai-600 025

	PO1	PO2	PO3	PO4	PO5	PO6
CO1	3	1	3	2	3	2
CO2	3	3	3	1	2	1
CO3	3	2	3	1	1	2
CO4	3	2	3	1	3	2
CO5	3	1	3	1	2	2
CO6	3	3	3	2	2	2

CA5017

MIXED REALITY

LT PC  
3 0 0 3

**OBJECTIVES:**

- To impart the fundamental aspects and principles of mixed reality technologies.
- To know the internals of the hardware and software components involved in the development of mixed reality enabled applications.
- To learn about the graphical processing units and their architectures.
- To gain knowledge about mixed reality application development.
- To evaluate the mixed reality based applications.

**UNIT I INTRODUCTION**

9

Introduction to Virtual Reality – Definition – Three I's of Virtual Reality – Virtual Reality Vs 3D Computer Graphics – Benefits of Virtual Reality – Components of VR System – Introduction to AR – System Structure of Augmented Reality – Key Technology in AR – 3D Vision – Approaches to Augmented Reality – Alternative Interface Paradigms – Spatial AR – Input Devices – 3D Position Trackers – Performance Parameters – Types Of Trackers – Navigation and Manipulation Interfaces – Gesture Interfaces – Types of Gesture Input Devices – Output Devices – Graphics Display – Human Visual System – Personal Graphics Displays – Large Volume Displays – Sound Displays – Human Auditory System.

**Suggested Activities:**

- Flipped classroom on the use of MR applications.
- Experience the virtual reality effect by watching videos.
- Assignment on comparison of VR with traditional multimedia applications.

**Suggested Evaluation Methods:**

- Tutorial - MR applications.
- Brainstorming session - VR effects.
- Quizzes on difference between VR and Multimedia applications.

Attested



DIRECTOR  
Centre for Academic Courses  
Anna University, Chennai-600 025

## UNIT II MR COMPUTING ARCHITECTURE

9

Computing Architectures of VR – Rendering Principle – Graphics and Haptics Rendering – PC Graphics Architecture – Graphics Accelerators – Graphics Benchmarks – Workstation Based Architectures – SGI Infinite Reality Architecture – Distributed VR Architectures – Multi-pipeline Synchronization – Collocated Rendering Pipelines – Distributed Virtual Environments – AR Architecture.

### Suggested Activities:

- Flipped classroom on basic graphics pipeline.
- External learning - Different types of graphics architectures and workstations.
- Practical - GPU programming.

### Suggested Evaluation Methods:

- Tutorial - Graphics pipeline.
- Brainstorming session - Graphics architectures.
- Quizzes on various topics of the unit.
- Demonstration of GPU programs for creating simple multimedia Applications.

## UNIT III MR MODELING

9

Modeling – Geometric Modeling – Virtual Object Shape – Object Visual Appearance – Kinematics Modeling – Transformation Matrices – Object Position – Transformation Invariants – Object Hierarchies – Viewing The 3D World – Physical Modeling – Collision Detection – Surface Deformation – Force Computation – Force Smoothing And Mapping – Behavior Modeling – Model Management.

### Suggested Activities:

- Flipped classroom on modeling three dimensional objects.
- External learning - Collision detection algorithms.
- Practical - Creating three dimensional models.

### Suggested Evaluation Methods:

- Tutorial - 3D modeling techniques.
- Brainstorming session - Collision detection algorithms.
- Demonstration of three dimensional models.

## UNIT IV MR PROGRAMMING

9

VR Programming – Toolkits and Scene Graphs – World Toolkit – Java 3D – Comparison of World Toolkit and Java 3D - GHOST – People Shop – Human Factors in VR – Methodology And Terminology – VR Health and Safety Issues – VR and Society – Mixed Reality Coding – Trajectories through Mixed Reality Performance – Mobile Interface Design – Quantitative Evaluation – Qualitative Evaluation.

### Suggested Activities:

- External learning - Different types of programming toolkits.
- Practical - Create VR scenes using toolkits like World ToolKit, Java 3D, Ghost, People Shop, Unity.

### Suggested Evaluation Methods:

- Tutorial sessions on different programming toolkits for MR.
- Demonstration of MR scene creation.

Attested



**UNIT V APPLICATIONS****9**

Medical Applications of MR – Education, Arts and Entertainment – Military MR Applications – Emerging Applications of MR – MR Applications in Manufacturing – Applications of MR in Robotics – Information Visualization –Wearable Computing – Games.

**Suggested Activities:**

- External learning - Learn different types of available MR applications.
- Practical - Develop MR application in any domain of your interest.
- Tutorial - MR applications

**Suggested Evaluation Methods:**

- Evaluation of the developed MR application.
- Demonstration of MR application development and appropriate evaluation.

**TOTAL: 45 PERIODS****OUTCOMES:**

On completion of the course, the student will be able to:

1. Discuss the basic concepts of Mixed Reality.
2. Design and develop the Mixed Reality applications in different domains.
3. Design various models using modeling techniques.
4. Perform Mixed Reality Programming with toolkits.
5. Understand the working principles of input output devices used in mixed reality applications.
6. Evaluate mixed reality based applications.

**REFERENCES:**

1. Grigore C. Burdea, Philip Coiffet, "Virtual Reality Technology", Second Edition, Wiley India, 2006.
2. Benford, S., Giannachi G., "Performing Mixed Reality", MIT Press, 2011.
3. Charles Palmer, John Williamson, "Virtual Reality Blueprints: Create Compelling VR Experiences for Mobile", Packt Publisher, 2018.
4. John Vince, "Introduction to Virtual Reality", Springer-Verlag, 2004.
5. William R. Sherman, Alan B.Craig: Understanding Virtual Reality – Interface, Application, Design", Morgan Kaufmann, 2003.

	PO1	PO2	PO3	PO4	PO5	PO6
CO1	3	2	2	3	1	1
CO2	3	1	3	3	1	1
CO3	2	1	3	3	1	1
CO4	2	1	3	3	1	1
CO5	1	1	2	3	1	1
CO6	1	1	3	3	2	3

Attested



**DIRECTOR**  
Centre for Academic Courses  
Anna University, Chennai-600 025

**OBJECTIVES:**

- To learn the basic concepts of digital image processing and various image transforms.
- To familiarize the student with the image enhancement techniques.
- To expose the student to a broad range of image processing techniques and their applications.
- To appreciate the use of current technologies that are specific to image processing systems.
- To expose the students to real-world applications of image processing.

**UNIT I FUNDAMENTALS OF IMAGE PROCESSING 9**

Introduction – Applications of Image Processing – Steps in Image Processing Applications – Digital Imaging System – Sampling and Quantization – Pixel Connectivity – Distance Measures – Colour Fundamentals and Models – File Formats – Image Operations.

**Suggested Activities:**

- Discussion on image processing applications.
- External learning - Open source tools like Octave/SciLab/OpenCV , types of images.
- Practical - Reading and writing of images in Matlab and OpenCV/Octave/SciLab.

**Suggested Evaluation Methods:**

- Tutorials on image operations, image connectivity and distance measures.
- Assignments on sampling, quantization and image operations.
- Quizzes on image types.

**UNIT II IMAGE ENHANCEMENT 9**

Image Transforms: Discrete Fourier Transform – Fast Fourier Transform – Discrete Cosine Transform – Image Enhancement in Spatial and Frequency Domain – Grey Level Transformations – Histogram Processing – Spatial Filtering – Smoothing And Sharpening – Frequency Domain: Filtering in Frequency Domain.

**Suggested Activities:**

- Discussion of mathematical transforms.
- Numerical problem solving using Fourier transform.
- External learning - image noise and types of noises.
- Practical - Implementation of simple spatial filters like low pass filters and high pass filters in Matlab/OpenCV.

**Suggested Evaluation Methods:**

- Tutorials on image transforms, image smoothing.
- Assignments on histogram specification and equalization, spatial filters.
- Quizzes on noise modeling.

**UNIT III IMAGE RESTORATION AND MULTI-RESOLUTION ANALYSIS 9**

Multi Resolution Analysis: Image Pyramids – Multi Resolution Expansion – Wavelet Transforms – Image Restoration – Image Degradation Model – Noise Modeling – Blur – Order Statistic Filters – Image Restoration Algorithms.

Attested

**Suggested Activities:**

- Discussion on image artifacts and blur.
- Discussion on the role of wavelet transforms in filter and analysis.
- Practical - Implementation of noise modeling in Matlab/Octave/SciLab.
- Practical - Implementation of wavelet transforms and deconvolution algorithms in Matlab/Octave.

**Suggested Evaluation Methods:**

- Tutorials on wavelet transforms.
- Assignments on order statistics filters and multi resolution expansions.
- Quizzes on wavelet transforms.

**UNIT IV IMAGE SEGMENTATION AND FEATURE EXTRACTION 9**

Image Segmentation – Detection of Discontinuities –Edge Operators –Edge Linking and Boundary Detection – Thresholding – Region based Segmentation – Image Features and Extraction – Image Features – Types of Features – Feature Extraction – SIFT, SURF and Texture – Feature Reduction Algorithms.

**Suggested Activities:**

- Flipped classroom on importance of segmentation.
- External learning - Discussion of features, feature selection and reduction.
- Practical - Implementation of SIFT, SURF in Matlab/Octave/SciLab.
- Practical - Implementation of PCA in Matlab/Octave.

**Suggested Evaluation Methods:**

- Tutorials on image segmentation and edge detection.
- Assignments on feature extraction and reduction.
- Quizzes on feature selection and extraction.

**UNIT V IMAGE PROCESSING APPLICATIONS 9**

Image Classifiers – Supervised Learning – Support Vector Machines, Image Clustering – Unsupervised Learning – Hierarchical and Partition based Clustering Algorithms – EM Algorithm.

**Suggested Activities:**

- Discussion on machine learning in image processing.
- Discussion on image classifiers.
- Discussion on biometrics such as iris, fingerprint and face recognition.
- Discussion on image security such as steganography and digital watermarking.
- External learning - Medical imaging and remote sensing.
- External learning - Study of visual effects and Forensic applications.
- Practical - Image classifier using SVM in Matlab/Octave.
- Practical - Extraction of features in fingerprint using Matlab/Octave.

**Suggested Evaluation Methods:**

- Tutorials on image classifier and clustering.
- Assignments on support vector machines and EM algorithm.
- Quizzes on image processing applications.

**TOTAL: 45 PERIODS***Attested*

  
DIRECTOR  
Centre for Academic Courses  
Anna University, Chennai-600 025

**OUTCOMES:****On completion of the course, the students will be able to:**

1. Implement basic image processing operations.
2. Apply and develop new techniques in the areas of image enhancement and restoration.
3. Understand the image segmentation algorithms.
4. Extract features from images.
5. Apply classifiers and clustering algorithms for image classification and clustering.
6. Design and develop an image processing application that uses different concepts of image processing.

**REFERENCES:**

1. Rafael Gonzalez, Richard E. Woods, "Digital Image Processing", Fourth Edition, Pearson Education, 2018.
2. S. Sridhar, "Digital Image Processing", Second Edition, Oxford University Press, 2016.
3. Anil K. Jain, "Fundamentals of Digital Image Processing", PHI, 2011.
4. Milan Sonka, Vaclav Hlavac, Roger Boyle, "Image Processing Analysis and Machine Vision", Fourth Edition, Cengage India, 2017.

	PO1	PO2	PO3	PO4	PO5	PO6
CO1	2	1	1	1	1	1
CO2	2	1	1	1	1	1
CO3	2	1	1	1	1	1
CO4	2	1	1	1	1	1
CO5	2	1	1	1	1	1
CO6	3	1	2	3	2	1

CA5019

**TEXT MINING TECHNIQUES****L T P C**  
**3 0 0 3****OBJECTIVES:**

- To understand the basic issues and needs of text mining.
- To appreciate the different aspects of text categorization and clustering.
- To understand the role played by text mining in information retrieval and extraction.
- To appreciate the use of probabilistic models and its principles applicable in text mining.
- To appreciate the current trends in text mining on various systems.

**UNIT I INTRODUCTION****8**

Overview of Text Mining – Definition – General Architecture – Algorithms – Core Operations – Preprocessing – Types of Problems – Basics of Document Classification – Information Retrieval – Clustering and Organizing Documents – Information Extraction – Prediction and Evaluation – Textual information to Numerical Vectors – Collecting Documents – Document Standardization – Tokenization – Lemmatization Vector Generation for Prediction – Sentence Boundary Determination – Evaluation Performance.

**Suggested Activities:**

- Develop a web application for search engine.
- Tokenize the given text information using any parser.
- Practical - Implement all the preprocessing steps needed for text mining.

**Suggested Evaluation Methods:**

- Evaluation of the implementations the preprocessing steps in laboratory environment.

**UNIT II TEXT CATEGORIZATION AND CLUSTERING 10**

Text Categorization – Definition – Document Representation – Feature Selection – Decision Tree Classifiers – Rule – based Classifiers – Probabilistic and Naive Bayes Classifiers – Linear Classifiers Classification of Linked and Web Data – Meta-Algorithms – Clustering – Definition – Vector Space Models – Distance Based Algorithms – Word and Phrase – based Clustering – Semi – Supervised Clustering – Transfer Learning.

**Suggested Activities:**

- Role playing to be carrying out for grouping the students to understand the working principles of clustering and classification.

**Suggested Evaluation Methods:**

- Assignments on analyzing the performance of different clustering and classification algorithms and show the best performance of each algorithm for any specific application.

**UNIT III TEXT MINING FOR INFORMATION RETRIEVAL AND INFORMATION EXTRACTION 10**

Information Retrieval and Text Mining – Keyword Search – Nearest Neighbor Methods – Similarity – Web Based Document Search – Matching – Inverted Lists – Evaluation – Information Extraction – Architecture – Co-Reference – Named Entity and Relation Extraction – Inductive – Unsupervised Algorithms for Information Extraction – Text Summarization Techniques – Topic Representation – Influence of Context – Indicator Representations – Pattern Extraction – Apriori Algorithm – FP Tree Algorithm.

**Suggested Activities:**

- In-class activity - Name Entity and relation extraction using role play game.
- In-class activity - Show the working principle of searching technique.

**Suggested Evaluation Methods:**

- Assignments on developing flash or animated presentation for explaining the working principles of any one algorithm for information retrieval and extraction.

**UNIT IV PROBABILISTIC MODELS 9**

Probabilistic Models for Text Mining – Mixture Models – Stochastic Processes in Bayesian Nonparametric Models – Graphical Models – Relationship Between Clustering – Dimension Reduction and Topic Modeling – Latent Semantic Indexing – Latent Dirichlet Allocation – Interpretation and Evaluation – Probabilistic Document Clustering and Topic Models – Probabilistic Models for Information Extraction – Hidden Markov Models – Conditional Random Fields.

**Suggested Activities:**

- In-class activity - Document clustering and information extraction.
- External learning - Markov models and entropy models.

Attested

**Suggested Evaluation Methods:**

- Tutorial - Topic modeling to show its behavior on different data types.

**UNIT V RECENT TRENDS****8**

Visualization Approaches – Architectural Considerations – Visualization Techniques in Link Analysis – Example – Mining Text Streams – Text Mining in Multimedia – Text Analytics in Social Media – Opinion Mining and Sentiment Analysis – Document Sentiment Classification – Aspect – Based Sentiment Analysis – Opinion Spam Detection – Text Mining Applications and Case Studies.

**Suggested Activities:**

- In-class activity - Visualization approaches.
- External learning - Text mining applications and case studies.

**Suggested Evaluation Methods:**

- Assignments on extracting the sentiment expressed in any given sentence using opinion word.
- Tutorial - Methodologies available to detect the spam in opinion mining.

**TOTAL: 45 PERIODS****OUTCOMES:**

On completion of the course, the student will be able to:

1. Identify the different features that can be mined from text and web documents.
2. Use available open source classification and clustering tools on some standard text data sets.
3. Modify existing classification or clustering algorithms in terms of functionality or features used.
4. Design a system that uses text mining to improve the functions of an existing open source search engine.
5. Implement a text mining system that can be used for an application of your choice.
6. Use the opinion mining concepts to extract the sentiment from the large database.

**REFERENCES:**

1. Weiss, S. M., Indurkha, N., Zhang, T., Damerau, F, "Text Mining: Predictive Methods for Analyzing Unstructured Information", Springer, 2005.
2. Ronen Feldman, James Sanger "The Text Mining Handbook: Advanced Approaches in Analyzing Unstructured Data", Cambridge University Press, 2009.
3. Michael Berry, "Survey of Text Mining: Clustering, Classification and Retrieval", Springer, 2004.
4. Hercules Antonio do Prado, Edilson Fernada, "Emerging Technologies of Text Mining: Techniques and Applications", Information Science Reference, 2008.
5. Charu C. Aggarwal, Cheng Xiang Zhai, "Mining Text Data", Springer, 2012.

	PO1	PO2	PO3	PO4	PO5	PO6
CO1	3	2	2	2	2	1
CO2	3	2	2	2	2	2
CO3	3	2	2	3	2	2
CO4	3	1	2	3	1	2
CO5	3	2	2	2	2	2
CO6	3	2	2	2	2	3

Attested



**OBJECTIVES:**

- To get exposed to the concepts of data warehousing architecture and implementation.
- To conceptualize data mining and the need for pre-processing and to analyze the mining techniques for realistic data.
- To characterize the kinds of patterns that can be discovered by association rule mining.
- To implement classification and clustering techniques on large datasets.
- To identify business applications and trends of data mining.

**UNIT I DATA WAREHOUSE****9**

Data Warehousing – Operational Database Systems versus Data Warehouses – Multidimensional Data Model – Schemas for Multidimensional Databases – OLAP operations – Data Warehouse Architecture – Indexing – OLAP queries & Tools.

**Suggested Activities:**

- Assignments on data warehouse modeling using a real time scenario.
- Assignment on describing the similarities and the differences of the multidimensional models and analyzing their advantages and disadvantages with regard to one another.
- Practical - Implementing various OLAP operations on a multidimensional data.
- Practical - Execute multidimensional data model using SQL queries.
- Discussion on the advantages of indexing structures.

**Suggested Evaluation Methods:**

- Tutorial - Case study on OLAP schema level representation and OLAP operations.
- Assignment on OLAP operations and schema level representation.
- Tutorial - Building a data warehouse using open source tools such as Talend.

**UNIT II DATA MINING & DATA PREPROCESSING****9**

Introduction to KDD Process – Knowledge Discovery from Databases – Need for Data Preprocessing – Data Cleaning – Data Integration and Transformation – Data Reduction – Data Discretization and Concept Hierarchy Generation.

**Suggested Activities:**

- Discussion on knowledge discovery database.
- Assignments on numerical problems on smoothing, normalization and attribute subset selection.
- Evaluate attribute relevance analysis on a real time application data warehouse.
- Evaluate information gain of an attribute in a real time database.

**Suggested Evaluation Methods:**

- Tutorial - Data cleaning and data transformation.
- Assignments on data integration and transformation.
- Assignment on data reduction and data discretization.
- Quizzes on data preprocessing.

*Attested*

### UNIT III ASSOCIATION RULE MINING

9

Introduction – Data Mining Functionalities – Association Rule Mining – Mining Frequent Itemsets with and without Candidate Generation – Mining Various Kinds of Association Rules – Constraint – Based Association Mining.

#### Suggested Activities:

- Discussion and problem solving of different association rule mining algorithms (Apriori algorithms and FP-Growth algorithms).
- Practical - Implementation of association rule mining using Data mining tools such as Weka.
- Practical - Comparing the performance of each algorithm with various kinds of large data sets.

#### Suggested Evaluation Methods:

- Quizzes on different data mining functionalities and types of association rule mining.
- Tutorial - Different real time applications of association rule mining.

### UNIT IV CLASSIFICATION & PREDICTION

9

Classification versus Prediction – Data Preparation for Classification and Prediction – Classification by Decision Tree – Bayesian Classification – Rule Based Classification – Classification by Back Propagation – Support Vector Machines – Associative Classification – Lazy Learners – Other Classification Methods – Prediction – Accuracy and Error Measures – Evaluating the Accuracy of a Classifier or Predictor – Ensemble Methods – Model Section.

#### Suggested Activities:

- Discussion on tree pruning.
- Assignments on calculation of the computational complexities and accuracy of the classification algorithms.
- Discussion on different real-time applications of classification and evaluating the accuracy of a classifier.
- Assignments on problem solving of classification algorithms.
- Comparative study on different classification algorithms.

#### Suggested Evaluation Methods:

- Quizzes on different classification methods.
- Tutorial - Accuracy and error measures different classification methods.
- Assignment on support vector machines.

### UNIT V CLUSTERING

9

Cluster Analysis – Types of Data in Cluster Analysis – A Categorization of Major Clustering Methods – Partitioning Methods – Hierarchical Methods – Density Based Methods – Grid Based Methods – Model Based Clustering Methods – Clustering High-Dimensional Data – Constraint Based Cluster Analysis – Outlier Analysis.

#### Suggested Activities:

- Comparative study on the various clustering algorithms.
- Discussion on real time applications of outlier analysis.
- Practical - Implementation of clustering algorithms using data mining tools.
- Practical - Design and implementation of a clustering method that finds clusters in large data cubes effectively and efficiently.
- Assignments on comparative study of clustering algorithms in terms of the following criteria: shapes of clusters that can be determined by input parameters that must be specified and limitations.

*Attested*

- Assignments on categorization such as to categorize the kinds of constraints that can be imposed on the clusters produced and discuss how to perform clustering efficiently under such kinds of constraints.
- Practical - Develop an application where the border between normal objects and outliers is often unclear, so that the degree to which an object is an outlier has to be well estimated.

**Suggested Evaluation Methods:**

- Quizzes different types of clustering methods.
- Tutorial - High-dimensional data clustering.
- Assignment on density based, grid based and model based clustering methods.

**TOTAL: 45 PERIODS**

**OUTCOMES:**

On completion of the course, the students will be able to:

1. Design, create and maintain data warehouses.
2. Apply data mining techniques and methods to large data sets.
3. Evaluate various mining techniques on complex data objects.
4. Evolve multidimensional intelligent model from typical system.
5. Discover the knowledge imbibed in the high dimensional system.
6. Understand various tools of data mining and their techniques to solve the real time problems.

**REFERENCES:**

1. Jiawei Han, Micheline Kamber, “Data Mining Concepts and Techniques”, Third Edition, Elsevier, 2012.
2. K. P. Soman, Shyam Diwakar, V. Ajay, “Insight into Data mining Theory and Practice”, Easter Economy Edition, Prentice Hall of India, 2006.
3. G. K. Gupta, “Introduction to Data Mining with Case Studies”, Eastern Economy Edition, Prentice Hall of India, Third Edition, 2014.
4. Colleen Mccue, “Data Mining and Predictive Analysis: Intelligence Gathering and Crime Analysis”, Second Edition, Elsevier, 2015.
5. Anand Rajaraman, Jeffrey David Ullman, “Mining of Massive Datasets”, Cambridge University Press, 2014.
6. Ian H. Witten, Eibe Frank, Mark A. Hall, “Data Mining: Practical Machine Learning Tools and Techniques”, Third Edition, Morgan Kaufmann, 2011.
7. George M. Marakas, “Modern Data Warehousing, Mining and Visualization: Core Concepts”, Prentice Hall, 2002.
8. Bruce Ratner, “Statistical and Machine Learning Data Mining: Techniques for Better Predictive Modeling and Analysis of Big Data”, Second Edition, CRC Press, 2012.

	PO1	PO2	PO3	PO4	PO5	PO6
<b>CO1</b>	1	2	2	2	2	2
<b>CO2</b>	2	1	3	2	2	2
<b>CO3</b>	2	1	3	3	2	2
<b>CO4</b>	2	1	3	3	2	3
<b>CO5</b>	2	2	2	3	2	3
<b>CO6</b>	2	3	2	2	3	3

*Attested*

**OBJECTIVES:**

- To gather knowledge on quality management, documentation and controlling for software quality.
- To provide knowledge on standards, models and tools used for quality management.
- To perform measurement and assessment of software quality.
- To introduce the basics and necessity of software testing.
- To introduce various testing techniques along with software production.

**UNIT I INTRODUCTION TO SOFTWARE QUALITY & ARCHITECTURE 9**

Need for Software Quality – Quality Challenges – Software Quality Assurance (SQA) – Definition and Objectives – Software Quality Factors – McCall's Quality Model – SQA System and Architecture – Software Project Life Cycle Components – Management of SQA components – Pre-Project Software Quality Components – Contract Review – Development and Quality Plans.

**Suggested Activities:**

- External learning - Software quality models.
- Report on quality plans.

**Suggested Evaluation Methods:**

- Assignment on quality models and quality plans.
- Evaluation of report.

**UNIT II SQA COMPONENTS AND PROJECT LIFE CYCLE 9**

Software Development Methodologies – Quality Assurance Activities in the Development Process – Verification, Validation and Qualification – Reviews: Objectives – Formal design Review – Peer Review – Quality of Software Maintenance Components – Pre-Maintenance Software Quality Components – Maintenance Software Quality Assurance Tools – Assuring the Quality of External Participants Contributions: Objectives, Types, Risks and Benefits – Tools: CASE Tools and Their Effect on Software Quality.

**Suggested Activities:**

- Discussion on software quality assurance components.
- External learning - Quality assurance tools.

**Suggested Evaluation Methods:**

- Quiz on software quality assurance components.
- Assignment on quality assurance tools.

**UNIT III SOFTWARE QUALITY INFRASTRUCTURE 9**

Procedures and Work Instructions – Supporting Quality Devices – Templates – Checklists – Staff Training and Certification – Corrective and Preventive Actions – Configuration Management – Software Change Control – Configuration Management Audit – Documentation Control – Storage and Retrieval.

**Suggested Activities:**

- Discussion on configuration management audit.
- Discussion on documentation control.

*Attested*

**Suggested Evaluation Methods:**

- Assignment on configuration management audit report.
- Quizzes on templates and checklist preparation.
- Quiz on documentation control.

**UNIT IV SOFTWARE QUALITY MANAGEMENT, METRICS & STANDARDS 9**

Project Process Control – Computerized Tools – Software Quality Metrics – Objectives of Quality Measurement – Process Metrics – Product Metrics – Implementation – Limitations of Software Metrics – Cost Of Software Quality – Classical Quality Cost Model – Extended Model – Application of Cost Model. Quality Management Standards – ISO 9001 And ISO 9000-3 – Capability Maturity Models (CMM & CMMI) – Organization of Quality Assurance – Department Management Responsibilities – Project Management Responsibilities – SQA Units and Other Actors in SQA Systems.

**Suggested Activities:**

- Discussion on ISO quality standards.
- External learning - Software quality metrics.

**Suggested Evaluation Methods:**

- Assignment on ISO quality standards.
- Quiz on process and product metrics.

**UNIT V SOFTWARE TESTING 9**

Definition and Objectives – Software Testing Strategies – Software Test Classifications – White Box Testing: Data Processing, Calculation Correctness Tests, McCabe's Cyclomatic Complexity Metrics, Software Qualification and Reusability Testing, Advantages and Disadvantages of White Box Testing – Black Box Testing: Equivalence Classes for Output Correctness Tests, Revision Factor Testing Classes, Transition Factor Testing Classes, Advantages and Disadvantages of Black Box Testing – Implementation: The Testing Process – Test Case Design – Automated Testing – Alpha and Beta Site Testing Programs.

**Suggested Activities:**

- Discussion on test case generation and testing methods.

**Suggested Evaluation Methods:**

- Assignment on test case generation tools.
- Quiz on testing procedures.

**TOTAL: 45 PERIODS****OUTCOMES:**

On completion of the course, the students will be able to:

1. Learn document control and manage software quality with the aid of tools and standards.
2. Distinguish between various software quality models.
3. Measure and assess software quality through process and product metrics.
4. Distinguish between the software quality standards.
5. Perform automated testing using test tools.
6. Document the testing procedures.

**REFERENCES:**

1. Daniel Galin, "Software Quality Assurance: From theory to implementation", Pearson Education, 2004.
2. Stephen H. Kan, "Metrics and Models in Software Quality Engineering", Pearson Education, 2002.

*Attested*

3. Mordechai Ben-Menachem, Garry S. Marliss, "Software Quality", BSP, Second Edition, 2014.
4. Allan C. Gillies, "Software Quality: Theory and Management", Thomson Learning, 2003.
5. Glenford J. Myers, Tom Badgett, Corey Sandler, "The Art of Software Testing", Third Edition, John Wiley & Sons, 2012.
6. Ron Patton, "Software testing", Second Edition, Pearson Education, 2009.
7. Srinivasan Desikan, Gopaldaswamy Ramesh, "Software Testing – Principles and Practices", Pearson Education, 2009.

	PO1	PO2	PO3	PO4	PO5	PO6
CO1	3	1	3	3	3	1
CO2	3	1	3	3	3	1
CO3	3	1	3	3	3	1
CO4	3	1	3	3	3	1
CO5	3	1	3	2	3	1
CO6	3	1	3	2	3	1

CA5022

**INTRODUCTION TO SOCIAL NETWORK ANALYSIS**

**L T P C**  
**3 0 0 3**

**OBJECTIVES:**

- To gain knowledge about the empirical and theoretical study of social networks, its structure and social network data sources.
- To study about the semantic technologies for social network analysis.
- To gain knowledge on visualization of social networks and its applications.
- To gain knowledge about social network analysis software for characterizing the network structure.
- To engage in critical thinking regarding the applicability of social network theory to various sociological phenomena.

**UNIT I**

**INTRODUCTION**

**9**

Social Network Analysis: Definition and Features – The Development of Social Network Analysis – Basic Graph Theoretical Concepts of Social Network Analysis – Ties, Density, Path, Length, Distance, Betweenness, Centrality, Clique – Electronic Sources for Network Analysis – Electronic Discussion Networks, Blogs and Online Communities, Web-based Networks – Applications of Social Network Analysis.

**Suggested Activities:**

- Practical - Study of existing social networks and calculate the social network related metrics.
- Flipped classroom on fundamental mathematical knowledge on graphs and tutorial activity.
- External learning - Problems on calculation of ties, density, path, length, distance, betweenness, centrality, clique.



**Suggested Evaluation Methods:**

- Demonstration of social network creation and calculating the related metrics.
- Tutorial - Graphs and its related terminologies.
- Assignments on calculation of ties, density, path, length, distance, betweenness, centrality, clique.

**UNIT II SOCIAL NETWORK ANALYSIS 9**

Introduction to Social Networks Profiles – Types of Commercial Social Network Profiles (CSNP) – Quantitative and Qualitative Analysis of CSNP – Analysis of Social Networks Extracted from Log Files – Data Mining Methods Related to SNA and Log Mining – Clustering Techniques – Case Study.

**Suggested Activities:**

- Practical - Analysis of social network dataset.
- Flipped classroom on emerging applications of data mining based social network analysis techniques.
- External learning - Case study related to SNA.

**Suggested Evaluation Methods:**

- Demonstration of the analysis of social network log dataset.
- Tutorials on data mining applications.
- Assignments on data mining on SNA.

**UNIT III SEMANTIC TECHNOLOGY FOR SOCIAL NETWORK ANALYSIS 9**

Introduction to Ontology based Knowledge Representation – Ontology Languages for the Semantic Web – RDF and OWL – Modeling Social Network Data – Network Data Representation, Ontological Representation of Social Individuals and Relationships – Aggregating and Reasoning with Social Network Data – Advanced Representations.

**Suggested Activities:**

- Practical - Use of the features available in various ontology tools like Protégé.
- Flipped classroom on basic concepts of semantic web and ontology.
- External learning - Knowledge on semantic technology.

**Suggested Evaluation Methods:**

- Demonstration of created ontology.
- Tutorials - Semantic web related terminologies.
- Quizzes on semantic technology for SNA.

**UNIT IV SOCIAL NETWORK MINING 9**

Detecting and Discovering Communities in Social Network: Evaluating Communities – Methods for Community Detection – Applications of Community Mining Algorithms – Ethical Practices in Social Network Mining – Understanding and Predicting Human Behavior for Social Communities – Decentralized Online Social Networks – Multi-Relational Characterization of Dynamic Social Network Communities – Inferential Methods in Social Network Analysis.

**Suggested Activities:**

- Practical - Detection and mining of communities using various tools.
- Flipped classroom on basic concepts of online social networks (OSNs) and social network mining algorithms.
- External learning - Practical problems related to evaluation of community metrics.

**Suggested Evaluation Methods:**

- Demonstration - Community creation and mining.
- Tutorials on Social Network Mining.
- Assignments on community detection methods.

**UNIT V VISUALIZATION AND APPLICATIONS OF SOCIAL NETWORKS 9**

Visualization of Social Networks Node-Edge Diagrams – Random Layout – Force-Directed Layout – Tree Layout – Matrix Representations –Matrix and Node-Link Diagrams – Hybrid Representations – Visualizing Online Social Networks – Applications – Covert Networks – Community Welfare – Collaboration Networks – Co-Citation Networks – Data Privacy in Social Networks

**Suggested Activities:**

- Practical - Knowledge about tools related to social networks and implementation of social network visualizations using tools such as Gephi, Cytoscape.
- Flipped classroom on applications of social networks.
- External learning - How visualization is used in various real time SN applications.

**Suggested Evaluation Methods:**

- Demonstration of visual social networks
- Tutorials on applications of social networks.
- Quizzes on types of visualizations for social networks
- Group discussion on privacy and security of Aadhar.

**TOTAL: 45 PERIODS****OUTCOMES:**

On completion of the course, the students will be able to:

1. Understand basic principles behind network analysis algorithms and develop practical skills of network analysis.
2. Model and represent knowledge for social semantic Web.
3. Apply data mining techniques on social networks.
4. Use extraction and mining tools for analyzing Social networks.
5. Develop secure social network applications.
6. Develop personalized visualization for Social networks.

**REFERENCES:**

1. Peter Mika, "Social Networks and the Semantic Web", Springer, 2007.
2. Borko Furht, "Handbook of Social Network Technologies and Applications", Springer, 2010.
3. Song Yang, Franziska B. Keller, Lu Zheng, "Social Network Analysis: Methods and Examples", Sage Publication, 2016.
4. Guandong Xu, Yanchun Zhang, Lin Li, "Web Mining and Social Networking Techniques and Applications", Springer, 2011.
5. Max Chevalier, Christine Julien, Chantal Soulé-Dupuy, "Collaborative and Social Information Retrieval and Access: Techniques for Improved User Modelling", IGI Global, 2009.
6. John G. Breslin, Alexandre Passant, Stefan Decker, "The Social Semantic Web", Springer, 2009.
7. John Scott, Peter J. Carrington, "The SAGE Handbook of Social Network Analysis", Sage Publication, 2011.

Attested

  
DIRECTOR  
Centre for Academic Courses  
Anna University, Chennai-600 025

	PO1	PO2	PO3	PO4	PO5	PO6
CO1	3	1	2	2	1	1
CO2	2	1	2	3	1	1
CO3	2	1	3	3	2	1
CO4	2	1	3	3	2	1
CO5	2	1	3	3	2	1
CO6	2	1	3	3	2	1

CA5023

**IOT BASED SMART SYSTEMS**

**L T P C**  
**3 0 0 3**

**OBJECTIVES:**

- To understand smart objects and IoT Architectures.
- To learn about various IoT related protocols.
- To build simple IoT systems using open hardware such as Arduino and Raspberry Pi.
- To understand data analytics and cloud in the context of IoT.
- To build IoT based smart systems.

**UNIT I FUNDAMENTALS OF IoT**

**9**

Evolution of Internet of Things – Enabling Technologies – IoT Architectures: oneM2M, IoT World Forum (IoTWF) and Alternative IoT Models – Simplified IoT Architecture and Core IoT Functional Stack – Fog, Edge and Cloud in IoT – Functional Blocks of an IoT Ecosystem – Sensors, Actuators, and Smart Objects – Open Hardware Platforms for IoT.

**Suggested Activities:**

- Survey of different real world IoT applications.
- Assignments on operational principles of sensors and actuators.
- Mini project on building a smart system - Identify the sensors required for the system, connect sensors (such as temperature, pressure, light) to a suitable IoT hardware platform and take measurements.

**Suggested Evaluation Methods:**

- Evaluation of survey for breadth and depth - pair-wise comparison.
- Quiz on sensors and actuators.
- Demonstration of practical setup on connecting sensors.

**UNIT II IoT PROTOCOLS - I**

**9**

IoT Access Technologies: Physical and MAC Layers, Topology and Security of IEEE 802.15.4, 1901.2a, 802.11ah and LoRaWAN – Network Layer: Constrained Nodes and Constrained Networks – Optimizing IP for IoT: From 6LoWPAN to 6Lo.

*Attested*

*[Signature]*

**DIRECTOR**  
Centre for Academic Courses  
Anna University, Chennai-600 025

**Suggested Activities:**

- Assignment on access technologies (simulator could be used).
- Flipped classroom on 6LoWPAN.
- Mini project on building a smart system - Choose appropriate access technology and connect the hardware to the Internet.

**Suggested Evaluation Methods:**

- Quiz on access technologies.
- Quiz on 6LoWPAN.
- Demonstration of practical setup on connecting to the Internet.

**UNIT III IoT PROTOCOLS - II****9**

Routing over Low Power and Lossy Networks (RPL) – Application Transport Methods: Application Layer Not Present, Supervisory Control and Data Acquisition (SCADA) – Application Layer Protocols: CoAP and MQTT – Service discovery – mDNS.

**Suggested Activities:**

- Assignment on RPL (simulator could be used).
- Mini project on building a smart system - Choose appropriate application protocol and connect to the cloud using available open platforms (such as IBM Bluemix).

**Suggested Evaluation Methods:**

- Quiz on RPL for different topologies.
- Demonstration of practical setup on connecting to the cloud.

**UNIT IV CLOUD, FOG AND DATA ANALYTICS FRAMEWORKS****9**

Cloud and Fog Topologies – Cloud Services Model – Fog Computing – Structured versus Unstructured Data and Data in Motion Vs Data in Rest – Role of Machine Learning – No SQL Databases – Hadoop Ecosystem – Apache Kafka, Apache Spark – Edge Streaming Analytics and Network Analytics – Security in IoT – CISCO IoT System – IBM Watson IoT Platform.

**Suggested Activities:**

- Use a simulator such as FogSim to study the characteristics of fog computing.
- Mini project on building a smart system - Choose appropriate analytics mechanisms to analyze the data collected, and build the application.

**Suggested Evaluation Methods:**

- Quiz on fog characteristics.
- Demonstration of application with analytics.

**UNIT V APPLICATIONS****9**

Smart and Connected Cities: Street Layer, City Layer, Data Center Layer and Services Layer, Street Lighting, Smart Parking Architecture and Smart Traffic Control – Smart Transportation – Connected Cars.

**Suggested Activities:**

- Design the architecture and use cases for various smart systems (eg., agriculture, home automation, smart campus, smart hostel).
- Mini project on building a smart system - Enhance the system with additional smart features.

*Attested*

**Suggested Evaluation Methods:**

- Report and presentation of architecture solutions.
- Demonstration of complete smart system.

**TOTAL: 45 PERIODS****OUTCOMES:**

On completion of the course, the student will be able to:


1. Explain the concept and architecture of IoT.
2. Choose the right sensors and actuators for an application.
3. Analyze various protocols for IoT.
4. Apply data analytics and use cloud/fog offerings related to IoT.
5. Analyze applications of IoT in real time scenario.
6. Design an IoT based smart system using open hardware platforms and open cloud offerings.

**REFERENCES:**

1. David Hanes, Gonzalo Salgueiro, Patrick Grossetete, Rob Barton, Jerome Henry, "IoT Fundamentals: Networking Technologies, Protocols and Use Cases for Internet of Things", CISCO Press, 2017.
2. Perry Lea, "Internet of things for architects", Packt, 2018.
3. Jan Ho"ller, Vlasios Tsiatsis, Catherine Mulligan, Stamatis, Karnouskos, Stefan Avesand, David Boyle, "From Machine-to-Machine to the Internet of Things – Introduction to a New Age of Intelligence", Elsevier, 2014.
4. Olivier Hersent, David Boswarthick, Omar Elloumi , "The Internet of Things – Key Applications and Protocols", Wiley, 2012.
5. Dieter Uckelmann, Mark Harrison, Michahelles, Florian (Eds), "Architecting the Internet of Things", Springer, 2011.
6. Arshdeep Bahga, Vijay Madiseti, "Internet of Things – A hands-on approach", Universities Press, 2015
7. <https://www.arduino.cc/>
8. [https://www.ibm.com/smarterplanet/us/en/?ca=v\\_smarterplanet](https://www.ibm.com/smarterplanet/us/en/?ca=v_smarterplanet)

	PO1	PO2	PO3	PO4	PO5	PO6
CO1	2	1	2	2	1	2
CO2	3	1	3	2	1	3
CO3	3	1	1	2	1	2
CO4	3	3	2	2	2	3
CO5	3	3	3	3	2	3
CO6	3	3	2	3	3	3

Attested

DIRECTOR  
Centre for Academic Courses  
Anna University, Chennai-600 025

**OBJECTIVES:**

- To understand the object oriented concepts and models used to analyze and design a system.
- To learn system modeling based on the requirements.
- To know about the design patterns, the object oriented approach to system development, modeling objects, relationships and interactions.
- To provide the knowledge of converting design to code for implementing an application using tools.
- To understand more patterns to design an application using tools and to implement it in real time.

**UNIT I INTRODUCTION****11**

Object Oriented System Development – Fundamental Concepts and Principles of Object Oriented Systems – Modeling Concepts – Modeling as a Design Technique – Three Models: Class Model, State Model, Interaction Model – UML Diagrams: Structural Diagrams, Behavioral Diagrams, Interaction Diagrams – The Unified Process – Iterative, Evolutionary and Agile Methods.

**Suggested Activities:**

- Flipped classroom on preparing use cases, actors involved in the ATM system.
- Flipped classroom on preparing activity diagram and state machine diagram for telephone line.

**Suggested Evaluation Methods:**

- Quizzes on different concepts of object oriented systems.
- Assignment on UML diagrams for library management system using StarUML tool.

**UNIT II REQUIREMENTS AND MODELING****8**

Inception and its Artifacts – Evolutionary Requirements: Requirements Gathering, Categories, Artifacts – Elaboration and its Artifacts – Domain Model: Conceptual Classes, Description Classes – System Sequence Diagrams – Operation Contracts – Case Studies: NextGenPos, Monopoly Game.

**Suggested Activities:**

- Flipped classroom on gathering requirements for library management system.
- Assignment on preparing SSD for NextGen POS case study.
- Assignment on operation contracts for process sale scenario.

**Suggested Evaluation Methods:**

- Quizzes on requirement types.
- Assessment on domain model and SSDs for Monopoly game.

**UNIT III DESIGN PATTERNS****8**

Requirements to Design – Design Patterns – Logical Architecture and UML Package Diagrams: Logical Architecture and its Layers, Software Architecture, Applying UML Package Diagrams, Connection between SSDs, System Operation and Layers – MVC Pattern – GRASP: Designing Object with Responsibilities.

*Attested*





**REFERENCES:**

1. Craig Larman, "Applying UML and Patterns: An Introduction to Object-Oriented Analysis and Design and Iterative Development", Third Edition, Prentice Hall, 2004.
2. Michael Blaha, James Rumbaugh, "Object Oriented Modeling and Design with UML", Second Edition, Pearson Education, 2004.
3. Ali Bahrami, "Object oriented Systems development", McGraw-Hill, 1999.

	PO1	PO2	PO3	PO4	PO5	PO6
CO1	1	1	3	1	2	3
CO2	2	2	3	2	2	3
CO3	1	2	3	1	1	2
CO4	3	1	2	1	1	2
CO5	2	1	3	3	2	3
CO6	2	3	3	2	1	2

CA5025

**ARTIFICIAL INTELLIGENCE**L T P C  
3 0 0 3**OBJECTIVES:**

- To know the underlying structure behind intelligence mathematically.
- To know the logical implications in computational intelligence.
- To know the automated learning techniques.
- To study the techniques of knowledge representation.
- To explore artificial intelligence techniques in real – time scenarios.

**UNIT I INTELLIGENT AGENTS AND KNOWLEDGE REPRESENTATION 9**

Agents and Environments – Good Behavior: The Concepts of Rationality – The Nature of Environments – The Structure of Agents – Knowledge Representation – Object Oriented Approach – Semantic Nets – Frames – Semantic Web – Ontology.

**Suggested Activities:**

- Flipped classroom on structure of agents.
- Solving exercise questions.
- Examples of knowledge representation through different methods and reasoning.
- Practical - Ontology creation using Protégé.

**Suggested Evaluation Methods:**

- Tutorial problems on various topics of the unit.
- Assignment problems on knowledge representation.
- Quizzes on agents, environments and search.
- Evaluation of the programming exercises.

Attested



**DIRECTOR**  
Centre for Academic Courses  
Anna University, Chennai-600 025

## UNIT II SEARCH TECHNIQUES

9

Problem Solving by Search – Uninformed Search – Searching with Costs – Informed State Space Search – Heuristic Search – Problem Reduction Search – Game Search – Constraint Satisfaction Problems.

### Suggested Activities:

- Flipped classroom on uninformed search - searching with costs.
- In-class activity on solving puzzles with uninformed and informed searches.
- Practical - Implementation of search through Python/other languages.

### Suggested Evaluation Methods:

- Tutorial problems on various topics of the unit.
- Assignments on puzzles with uninformed and informed searches.
- Quizzes on environments and search
- Evaluation of the programming exercises.

## UNIT III REASONING WITH LOWER ORDER LOGICS

9

Logical Agent – Proposition Logic – Syntax and Semantics – Theorem Proving – Model Checking – Inference in First Order Logic.

### Suggested Activities:

- Reasoning methods through puzzles and real life scenarios.
- Practical - Inference through Prolog/Python.
- Practical - Programming through Prolog/ Python for various topics such as reasoning through resolution.

### Suggested Evaluation Methods:

- Tutorials on reasoning methods.
- Assignments on different topics of the unit.
- Quizzes on inference techniques in logic.
- Evaluation of the programming exercises.

## UNIT IV ARTIFICIAL INTELLIGENCE PLANNING

9

Classical Planning – Partial Order Planning – Graph Plan and SAT Plan – Hierarchical Planning – Planning and Acting in Nondeterministic Domains – Multi Agent Planning.

### Suggested Activities:

- Flipped classroom on planning types and the background of plan.
- Out of class activity - Classical planning, Boolean satisfiability.
- In-class activity - Graph plan.
- Programming using PDDL/ python.

### Suggested Evaluation Methods:

- Tutorials - Planning types and the background of plan.
- Assignments on graph plan.
- Quizzes on planning basics.
- Evaluation of the programming exercise.

## UNIT V LEARNING TECHNIQUES

9

Logical Formulation of Learning – Knowledge in Learning – Explanation-Based Learning – Learning using Relevance Information – Inductive Logic Programming – Statistical Learning – Learning with Complete Data – Learning with Hidden Data – Applications.

Attested

**Suggested Activities:**

- Flipped classroom on knowledge in learning.
- Assignments on problem solving in learning techniques.
- Practical - Programming exercises using Python/other programming languages such as: Programming for HMM.
- Explore an available Chatbot model such as Watson and adapt to a specific domain such as Education or Customer relations.

**Suggested Evaluation Methods:**

- Tutorials and quizzes on knowledge in learning.
- Evaluation of the programming exercise.

**TOTAL: 45 PERIODS****OUTCOMES:**

On completion of the course, the students will be able to:

1. Understand the search techniques.
2. Apply the search techniques to real-time problems.
3. Apply the reasoning techniques to real world problems.
4. Understand the representation of knowledge.
5. Understand the learning techniques.
6. Apply AI techniques in developing real world applications.

**REFERENCES:**

1. Stuart J. Russell, Peter Norvig, "Artificial Intelligence – A Modern Approach", Third Edition, Pearson Publishers, 2015.
2. Elaine Rich, Kevin Knight, Shivashankar B. Nair, "Artificial Intelligence", Third Edition, Tata McGraw-Hill Education, 2008.
3. Dheepak Khemani, "A first course in Artificial Intelligence", McGraw-Hill Education, 2013.
4. NPTEL, "Artificial Intelligence", <http://nptel.ac.in/courses/106105079/2>.
5. Sebastian Thrun, Peter Norvig, Udacity: "Introduction to Artificial Intelligence", <https://in.udacity.com/course/intro-to-artificial-intelligence-cs271>.

	PO1	PO2	PO3	PO4	PO5	PO6
CO1	1	1	1	2	1	1
CO2	3	1	2	2	2	1
CO3	3	1	3	3	2	1
CO4	1	1	2	1	2	1
CO5	2	1	3	3	2	1
CO6	2	1	1	2	3	2

*Attested*

**DIRECTOR**  
Centre for Academic Courses  
Anna University, Chennai-600 025

**OBJECTIVES:**

- To know the mathematical basis of computer graphics.
- To acquire knowledge in computer graphics modeling, animation, and rendering.
- To create graphical applications.
- To acquire knowledge about tools and technologies related to graphics.
- To create visually realistic animations.

**UNIT I INTRODUCTION TO COMPUTER GRAPHICS 9**

Graphics Display Devices – Graphics Input Primitives and Devices – OpenGL Basic Graphic Primitives – Line Drawing Algorithms DDA and Bresenham – Windows and Viewports – Clipping Algorithms for Lines, Regular Polygons, Circles and Arcs – The Parametric Form for a Curve – Visibility Algorithms – Review of Vectors – Representations of Key Geometric Objects – Lines and Planes.

**Suggested Activities:**

- Flipped classroom on basic vector and arithmetic operations on vector.
- Practical - Use OpenGL to create visual objects using lines and apply clipping algorithms.
- Assignments on line drawing algorithms and clipping algorithms.

**Suggested Evaluation Methods:**

- Tutorials on arithmetic operations on vector.
- Demonstration of line drawing algorithms and applying clipping algorithms over the created objects.
- Assignments on solving problems on vectors.

**UNIT II MODELING AND TRANSFORMATIONS OF OBJECTS 9**

Introduction to Transformations – Two Dimensional Transformations – 3D Affine Transformations – Homogeneous Coordinates – Matrix Representation – Drawing 3D Scenes Interactively – Introduction to Solid Modeling with Polygonal Meshes – Mesh Approximations to Smooth Objects – Particle Systems and Physically Based Systems.

**Suggested Activities:**

- Practical - Creating three dimensional solid objects and apply transformations.
- Brainstorming session on different modeling techniques.
- Assignments on three dimensional transformations.

**Suggested Evaluation Methods:**

- Demonstration on creation of three dimensional solid objects and applying various transformations.
- Creativity and production of impressive visual imagery.
- Quizzes on various topics of the unit.

**UNIT III VIEWING AND VISUAL REALISM 9**

Three-Dimensional Viewing – Hidden Surface Removal – Illumination Models – Depth Cueing – Perspective Projections of 3d Objects – Introduction to Shading Models – Flat Shading and Smooth Shading – Adding Texture to Faces – Morphing – To Add Shadows of Objects – OpenGL Shading Language – Manipulating Pixmaps – Manipulating Symbolically Defined Regions – Aliasing and Anti-Aliasing Techniques – Creating More Shades and Colours.

*Attested*

**Suggested Activities:**

- Assignments on hidden surface removal methods.
- Practical - Adding shadows and lighting effects on modeled objects.

**Suggested Evaluation Methods:**

- Tutorials on hidden surface removal algorithms.
- Demonstrations by creating visually aesthetic scenes.

**UNIT IV SURFACE DESIGN****9**

Describing Curves using Polynomials – Bezier Curves – Blending Functions – The B-Spline Basis Functions – Modeling Curved Surfaces – Rational Splines and NURBS – Interpolation – Modeling Curved Surfaces – Color Theory – Overview of the Ray Tracing Process – Intersecting Rays with Other Primitives – Adding Shadows for Greater Realism – Reflections and Transparency – Boolean Operations on Objects – Ray Casting.

**Suggested Activities:**

- Assignments on generating different types of curves.
- Practical - Drawing curves and curved objects.

**Suggested Evaluation Methods:**

- Demonstration on drawing curves and curved objects.
- Creativity and production of impressive three dimensional objects.
- Quizzes on color theory, ray tracing process and other topics of the unit.

**UNIT V ANIMATIONS****9**

Design of Animation Sequence – Animation Function – Raster animation – Key frame Systems – Motion Specification – Morphing – Tweening – Types of animation – Fractals – Tools for animation creation

**Suggested Activities:**

- Practical - To create realistic animations.
- External learning - The process of animation movie making.

**Suggested Evaluation Methods:**

- Demonstration on animated movies created using various techniques.
- Quizzes on animation movie making.

**TOTAL: 45 PERIODS****OUTCOMES:**

On completion of the course, the students will be able to,

1. Articulate the concepts and techniques used in three-dimensional graphics.
2. Understand and implement algorithms related to graphics creation.
3. Design and model graphical structures.
4. Understand and comprehend the graphical algorithms.
5. Design visually realistic graphical applications.
6. Design and develop simple and realistic animations.

**REFERENCES:**

1. F. S. Hill, Jr., Stephen M. Kelley, Jr., "Computer graphics using OpenGL", Third Edition, Pearson Prentice Hall, 2007.
2. Donald D. Hearn, M. Pauline Baker, W. Carithers, "Computer Graphics with Open GL", Fourth Edition, Pearson Education, 2010.
3. Tay Vaughan., "Multimedia: Making it Work", McGraw-Hill Education, Ninth Edition, 2014.



4. Alan Watt, "3D Computer Graphics", Third Edition, Pearson Addison Wesley, 2000.
5. Ralf Steinmetz, Klara Nahrstedt, "Multimedia Systems", Springer IE, 2004.
6. Mark S. Drew, Zee Nian Li, "Fundamentals of multimedia", Prentice Hall, 2006.

	PO1	PO2	PO3	PO4	PO5	PO6
CO1	2	1	3	2	2	1
CO2	2	1	3	3	2	1
CO3	2	1	3	3	2	1
CO4	2	1	3	3	2	1
CO5	2	1	3	3	2	1
CO6	2	1	3	3	2	1

CA5027

**HUMAN COMPUTER INTERACTION**

**L T P C**  
**3 0 0 3**

**OBJECTIVES:**

- To learn the principles and fundamentals of HCI.
- To understand components of interfaces and screens, including windows, menus and controls.
- To understand user interface design principles and apply them to designing an interface.
- To learn user interface designs through usability inspection and user models.
- To understand the rationale and guidelines for an effective interface design methodology.

**UNIT I DESIGN PROCESS**

**9**

Humans – Information Process – Computer – Information Process – Differences and Similarities between them – Need for Interaction – Framework and HCI – Models – Ergonomics – Style – Context – Paradigms – Designing of Interactive Systems – Design Rules: Golden Rules and Heuristics – Usability – Paradigm Shift – Interaction Design Basics – Design Process – Scenarios – Users Need – Complexity of Design – Design Alternatives and Selection.

**Suggested Activities:**

- Flipped classroom on basic knowledge on the HCI design process.
- External learning - Exploration of various human computer interfaces.
- Practical - Implementation of a simple user interface using tools like scratch, React, Adobe XD.

**Suggested Evaluation Methods:**

- Tutorials on HCI design process.
- Assignment on comparison of various interfaces.
- Demonstration of created user interfaces for web applications and other customized applications.

## **UNIT II            DESIGN AND EVALUATION OF INTERACTIVE SYSTEMS            9**

Software Process – Usability Engineering – Issue Based Information Systems – Iterative Design Practices – Design Rules – Maximum Usability – Principles – Standards and Guidelines – Design Patterns – Programming Tools – Windowing Systems – Interaction Tool Kit – Interaction Devices – Layouts – Fragments – Widgets – Views – Adapters – Interaction Styles – Direct Manipulation and Virtual Environments – Menu Selection – Form Fill-In – Dialog Boxes – Command and Natural Languages – User Interface Management System – Prototype Development – Evaluation Techniques – Evaluation Design – Evaluating Implementations – Observational Methods – Evaluation Strategies.

### **Suggested Activities:**

- Flipped classroom on designing a good User Interface system based on design rules.
- External learning - Techniques related to evaluation of HCI design.
- Practical - Development and validation of user interfaces using various evaluation techniques.

### **Suggested Evaluation Methods:**

- Tutorials on usage of design rules to create interfaces.
- Assignment on applying evaluation techniques on different user interfaces.
- Demonstration of interface design and evaluation.

## **UNIT III            COMMUNICATION MODELS            9**

Universal Design Principles – Multimodal Systems – User Support – Presentation and Implementation Issues – Types – Requirements – Approaches – Task Models – Task Analysis and Design – Face to Face Communication – Conversation – Text Based Communication – Group Working.

### **Suggested Activities:**

- Flipped classroom on basic knowledge of various models used in HCI design.
- External learning - Design and implementation of various models used in HCI design.
- Practical - Implementation of design rules to execute the models.

### **Suggested Evaluation Methods:**

- Tutorials on task models.
- Assignment on dialog models and task models.
- Demonstration on model based user interface design.

## **UNIT IV            EXPERIMENTAL DESIGN AND STATISTICAL ANALYSIS OF HCI            9**

Basic Design Structure – Single Independent Variable – Multiple Independent Variable – Factorial Design – Split – Plot Design – Random Errors – Experimental Procedure – Statistical Analysis – T Tests – Analysis of Variance Test – Regression – Chi-Square Test – Survey – Probabilistic Sampling – Non-Probabilistic Sampling – Developing Survey Questions.

### **Suggested Activities:**

- Flipped classroom on basic concepts of probability and statistics.
- External learning - Problems related to hypothesis testing.
- Practical - Implementation of UI and analyzing using various statistical measures.

### **Suggested Evaluation Methods:**

- Tutorials on statistical testing related to UI evaluation parameters.
- Assignments on hypothesis testing for UI parameters.
- Demonstration of UI development and statistical testing.

*Attested*

## UNIT V DIALOGUE AND CURRENT TRENDS

9

Dialogue Notations and Design – Dialogue Need – Dialogue Design Notations – Graphical – Textual – Representing Dialogue – Formal Descriptions – Dialogue Analysis – System Models – Interaction Models – Relationship with Dialogue – Formalisms – Formal Notations – Interstitial Behavior – Virtual Reality – Devices for Virtual Reality and 3D Interaction – Modeling Rich Interaction – Status Event Analysis – Properties – Rich Contexts – Sensor – Based Systems – Groupware – Applications – Ubiquitous Computing – Applications – HCI for Smart Environment – HCI for Scientific Applications, Medical Applications – HCI for Assistive Technology.

### Suggested Activities:

- Flipped classroom on basic concepts of dialogue notations and design.
- External learning - Study of how virtual reality interface are used in various real time applications.
- Practical - Implementation of virtual reality based visualization for dialogue based systems.

### Suggested Evaluation Methods:

- Tutorials on recent trends in human computer interface systems.
- Assignment on dialogue notation representation for various interfaces.
- Demonstration on virtual reality based application interface.

**TOTAL: 45 PERIODS**

### OUTCOMES:

On completion of the course, the students will be able to:

1. Interpret the contributions of human factors and technical constraints on human computer interaction.
2. Evaluate the role of current HCI theories in the design of software.
3. Design and develop interfaces related to real applications.
4. Apply exploratory and experimental research methods in HCI.
5. Be equipped with principles and guidelines of user centered interface design process, evaluation methodologies and tools to analyze the interfaces.
6. Implement human computer interfaces for different applications using various tools and technologies.

### REFERENCES:

1. Alan Dix, Janet Finlay, Gregory Abowd, Russell Beale, "Human Computer Interaction", Third Edition, Prentice Hall, 2004.
2. Preece, J., Sharp, H., Rogers, Y., "Interaction Design: Beyond Human-Computer Interaction", Fourth Edition, Wiley, 2015.
3. Jonathan Lazar, Jinjuan Heidi Feng, Harry Hochheiser, "Research Methods in Human-Computer Interaction", Wiley, 2010.
4. Ben Shneiderman, Catherine Plaisant, "Designing the User Interface: Strategies for Effective Human-Computer Interaction", Fifth Edition, Addison Wesley, 2009.
5. Jeff Johnson, "Designing with the Mind in Mind: Simple Guide to Understanding User Interface Design Rules", Second Edition, Morgan Kaufmann, 2014.

Attested

  
DIRECTOR  
Centre for Academic Courses  
Anna University, Chennai-600 025

	PO1	PO2	PO3	PO4	PO5	PO6
CO1	3	1	1	1	1	1
CO2	3	2	1	1	3	1
CO3	3	2	2	1	3	1
CO4	3	1	2	2	1	1
CO5	3	1	3	2	3	2
CO6	2	1	2	3	3	1

CA5028

**WIRELESS SENSOR NETWORKS & PROTOCOLS**

**L T P C**  
**3 0 0 3**

**OBJECTIVES:**

- To learn about the physical layer and MAC layer of WSNs.
- To understand the data centric computing to be followed in WSNs.
- To study about the routing protocols followed in WSNs.
- To study about data aggregation and in – network processing.
- To explore various nodes, sensor network operating systems, databases and development platforms.

**UNIT I FUNDAMENTALS OF WSN**

**9**

Wireless Adhoc Networks – Distributed Sensing – Sensors and Transducers – Types of Sensors – Accuracy, Resolution and Hysteresis – Architecture of a Sensor Node and WSN – Sensor Network Design Considerations – Energy Efficient Design Principles for WSNs – Applications of WSNs.

**Suggested Activities:**

- External learning - Exploring various sensors, the corresponding actuators, various nodes and their configuration (sensors supported, microcontroller and the clock speed, Flash, RAM, Battery capacity, RF transceivers and data rate supported).
- Flipped classroom on accuracy, hysteresis and resolution of sensors.
- Assignments on calculations of energy requirement for transmission, receiving and channel sensing.

**Suggested Evaluation Methods:**

- Assignments on various types of sensors, actuators and nodes.
- Quiz and discussion on accuracy, hysteresis and resolution of sensors.
- Assignments on problems related to energy consumption in WSNs.

**UNIT II MAC LAYER OF WSN AND ZIGBEE STANDARD**

**9**

Energy Issues in Transceiver Design and Channel Access – PHY Frame Structure – Roles of Nodes – End device, Router and Coordinator – Full Function Device and Reduced Function Device – Star, Mesh and Tree topology – Medium Access Control – Duty Cycle Scheduling – MAC Protocol – IEEE 802.15.4 Standard and ZigBee.

**Suggested Activities:**

- External learning - A study of Wireless HART, 6LoWPAN and ISA 100.11a standards.
- Flipped classroom on different roles of nodes in WSNs and different types of ZigBee devices.
- Analyzing duty cycle and sleep cycle of S-MAC protocol.

**Suggested Evaluation Methods:**

- Assignments on various standards available for WSNs.
- Quiz and discussion on roles of nodes and different types of ZigBee devices.
- Assignments on problems related to duty cycle of S-MAC protocol.

**UNIT III DATA CENTRIC COMPUTING IN WSN****9**

Data Gathering and Dissemination – Broadcasting and Geo Casting from Sink – Data Aggregation – LMST Based Aggregation – Power Efficient Data Gathering and Aggregation (PEDAP) – In-Network Processing – Aggregate Queries – Routing Challenges and Strategies in WSNs – SPIN, Directed Diffusion, Rumour Routing, Energy Aware Routing, Gradient based Routing.

**Suggested Activities:**

- Flipped classroom on data centric computing and information centric networks.
- Assignments on analyzing the generation and consumption of energy with nonconventional energy sources.
- External learning - Sensor network platforms and tools and sensor network databases.

**Suggested Evaluation Methods:**

- Quiz and discussion on data centric computing and information centric networks.
- Assignments on problems regarding generation and consumption of energy sources.
- Assignments on sensor network platforms, tools and sensor network databases.

**UNIT IV SYNCHRONIZATION, LOCALIZATION AND TRACKING IN WSNs9**

Sensor Management – Topology Control Protocols and Sensing Mode Selection Protocols – Time Synchronization – Localization and Positioning – Ranging Techniques – Range Based Localization Algorithms – Location Services – Scene Analysis, GPS and RFID.

**Suggested Activities:**

- External learning - Exploring tracking of objects using ultrasonic sensors and camera nodes.
- Exploring the idea of smart cities using Object Tracking Sensor Networks (OTSN).
- Flipped classroom on scene analysis, GPS, RFID and location based services.

**Suggested Evaluation Methods:**

- Assignments on tracking of objects using ultrasonic sensors and camera nodes.
- Assignments on designing WSNs to locate and track moving objects using ultrasonic sensors or camera nodes for smart cities.
- Quiz and discussion on scene analysis, GPS, RFID and location based services.

**UNIT V SENSOR NETWORK PLATFORMS AND TOOLS****9**

Sensor Network Hardware – Berkeley Motes – Arduino IDE – Node Level Software Platforms – Tiny OS – Imperative Language – nesC – Simulators – ns3, Contiki OS and COOJA IDE, TOSSIM – State Centric Programming – PIECES – A State Centric Framework – Google for Physical World – Role of WSN in IoT.

*Attested*

**Suggested Activities:**

- Practical - Exploring various network simulators available to carry out experiments in WSNs and various WSN testbeds: WISBED, SensLAB, MoteLAB, CitySense and Sensei.
- Flipped classroom on Contiki OS and COOJA IDE.
- Assignments on developing Arduino sketches and WSN simulation in NS3.

**Suggested Evaluation Methods:**

- Assignments on WSN simulators and WSN testbeds.
- Quiz and discussion on Contiki OS and COOJA IDE.
- Assignments on writing Arduino sketches for socially relevant projects and creating a sensor network topology in ns – 2.35 with Mannasim patch or in NS3.

**TOTAL: 45 PERIODS****OUTCOMES:**

On completion of the course, the students will be able to:


1. Understand different types of sensors, their actuators and the architecture of motes.
2. Design the topology of WSNs using different types of ZigBee devices and understanding their roles.
3. Understand and apply data centric computing in wireless sensor networks.
4. Apply appropriate localization techniques for different scenarios.
5. Manage sensor networks by synchronizing the time, locating and tracking objects.
6. Carry out experiments in simulators and real sensors.

**REFERENCES:**

1. Mohammed A. Matin, "Wireless Sensor Networks: Technology and Protocols", InTech, 2012.
2. Holger Karl, Andreas Willig, "Protocols and Architectures for Wireless Sensor Networks", John Wiley, 2005.
3. Robert Faludi, "Building Wireless Sensor Networks", O'Reilly Media, 2011.
4. Feng Zhao, Leonidas Guibas, "Wireless Sensor Networks", Morgan Kaufmann, 2004.
5. Bob Tucker, "Wireless Sensor Networks: Signals and Communication Technology", NY Research Press, 2015.

	PO1	PO2	PO3	PO4	PO5	PO6
CO1	1	3	3	3	1	1
CO2	1	1	3	3	1	1
CO3	1	2	3	3	1	1
CO4	2	1	3	3	2	1
CO5	1	2	2	2	2	2
CO6	3	3	2	1	3	3

Attested



**DIRECTOR**  
Centre for Academic Courses  
Anna University, Chennai-600 025



**OBJECTIVES:**

- To learn the fundamentals of 5G internet.
- To understand the concept of small cells in 5G mobile networks.
- To learn the mobile clouds in 5G network context.
- To understand the role of cognitive radios in 5G networks.
- To learn the security issues in 5G networks.

**UNIT I            PERVASIVE CONNECTED WORLD AND 5G INTERNET            9**

Historical Trend of Wireless Communications – Evolution of LTE Technology to Beyond 4G – 5G Roadmap – Ten Pillars of 5G – Internet of Things and Context Awareness – Networking Reconfiguration and Virtualization Support – Mobility – Quality of Service Control – Emerging Approach for Resource over Provisioning.

**Suggested Activities:**

- Flipped classroom on Ten Pillars of 5G.
- Assignment on millimeter wave mobile communication.
- External learning - 5G in global level.

**Suggested Evaluation Methods:**

- Viva Voce on assignment topic.
- Group discussion on different generations of telecommunication networks.
- Quizzes on spectrum allocation strategies for 5G.

**UNIT II            SMALL CELLS FOR 5G MOBILE NETWORKS            9**

Introduction to Small Cells – Capacity Limits and Achievable Gains with Densification – Mobile Data Demand – Demand vs. Capacity – Small Cell Challenges.

**Suggested Activities:**

- Flipped classroom on the types of small cells.
- Assignment on issues in femtocells.
- External learning – Small cell challenges.

**Suggested Evaluation Methods:**

- Viva voce on assignment topic.
- Quiz on the drawbacks of dense deployment of Wi-Fi systems.

**UNIT III            COOPERATION FOR NEXT GENERATION WIRELESS NETWORKS            9**

Introduction – Cooperative Diversity and Relaying Strategies: Cooperation and Network Coding, Cooperative ARQ MAC Protocols – PHY Layer Impact on MAC Protocol Analysis: Impact of Fast Fading and Shadowing on Packet Reception for QoS Guarantee, Impact of Shadowing Spatial Correlation – Study: NCCARQ, PHY Layer Impact.

**Suggested Activities:**

- Flipped classroom on network coding.
- External learning – Cooperative MAC protocols.
- Assignment on packet exchange in PRCSMA.

Attested

**Suggested Evaluation Methods:**

- Viva voce on assignment topic.
- Quiz on NCCARQ operation under realistic channel conditions.
- Practical - Assessing the performance of NC-aided MAC protocols in event-driven C++ simulator.

**UNIT IV MOBILE CLOUDS AND COGNITIVE RADIO****9**

Introduction – The Mobile Cloud – Mobile Cloud Enablers – Network Coding – Overview of Cognitive Radio Technology in 5G Wireless – Spectrum Optimization using Cognitive Radio – Relevant Spectrum Optimization Literature in 5G – Cognitive Radio and Carrier Aggregation – Energy Efficient Cognitive Radio Technology.

**Suggested Activities:**

- External learning - Network coding.
- Assignment on spectrum optimization using cognitive radio.
- External learning – Key requirements and challenges for 5G cognitive terminals.
- Assignment on component of a cognitive radio terminal.

**Suggested Evaluation Methods:**

- Viva voce on assignment topics.
- Quiz on carrier aggregation.

**UNIT V SECURITY AND SELF ORGANISING NETWORKS****9**

Overview of Potential 5G Communications System Architecture – Security Issues and Challenges in 5G Communications Systems – Self Organising Networks: Introduction, Self Organising Networks in UMTS and LTE, The Need for Self Organising Networks in 5G, Evolution towards Small Cell Dominant HetNets.

**Suggested Activities:**

- External learning - 5G communications system architecture.
- Flipped classroom on security issues and challenges in communication systems.
- Assignment on centralised 5G mobile botnet.

**Suggested Evaluation Methods:**

- Viva voce on assignment topics.
- Quiz on D-SON and C-SON architectures.
- Group discussion on Attacks on 4G Access Network.

**TOTAL: 45 PERIODS****OUTCOMES:**

On completion of the course, the students will be able to:

- Compare the 5G network with older generations of networks.
- Identify suitable small cells for different applications in 5G networks.
- Simulate 5G network scenarios.
- Connect applications to mobile cloud.
- Design applications with 5G network support.
- Analyze the security risks in 5G networks.

*Attested*

  
**DIRECTOR**  
Centre for Academic Courses  
Anna University, Chennai-600 025

## REFERENCES:

1. Jonathan Rodriguez, "Fundamentals of 5G Mobile Networks", Wiley, 2015.
2. Yin Zhang, Min Chen, "Cloud Based 5G Wireless Networks – Springer Briefs in Computer Science", Springer, 2016.
3. Athanasios G. Kanatas, Konstantina S. Nikita, Panagiotis (Takis) Mathiopoulos, "New Directions in Wireless Communications Systems: From Mobile to 5G", CRC Press, 2017.

	PO1	PO2	PO3	PO4	PO5	PO6
CO1	3	3	1	1	2	1
CO2	1	3	2	1	3	1
CO3	3	2	1	1	2	3
CO4	2	3	2	1	1	1
CO5	1	1	2	3	1	2
CO6	3	1	2	2	1	2

CA5030

**CYBERNETICS**

**L T P C**  
**3 0 0 3**

## OBJECTIVES:

- To provide an understanding of computer forensics fundamentals.
- To analyze various computer forensics technologies.
- To identify methods for data recovery.
- To apply the methods for preservation of digital evidence.
- To learn about the types of attacks and remedial actions in the context of systems, networks, images and videos.

## UNIT I INCIDENT AND INCIDENT RESPONSE

**9**

Introduction to Security Threats: Introduction, Computer Crimes, Computer Threats and Intrusions, Telecommunication Fraud, Phishing, Identity Theft, Cyber Terrorism and Cyber War – Need for Security: Information Security, OS Security, Database Security, Software Development Security – Security Architecture – Introduction to Incident – Incident Response Methodology – Steps – Activities in Initial Response Phase After Detection of an Incident.

## Suggested Activities:

- External learning - Survey of forensics tools such as WinHex, EnCase, FTK, or ProDiscover.
- Practical - Demonstrate some of the mechanisms used by malicious attackers as well as forensic experts to disrupt computer networks and manipulate information access.

## Suggested Evaluation Methods:

- Assignments on steps of incident response methodology.
- Quizzes on various security mechanisms.

*Attested*

  
**DIRECTOR**  
Centre for Academic Courses  
Anna University, Chennai-600 025

## **UNIT II FILE STORAGE AND DATA RECOVERY 9**

File Systems – FAT, NTFS, NTFS Encrypting File System – Forensic Analysis of File Systems – Storage Fundamentals – Initial Response and Volatile Data Collection from Windows System – Initial Response and Volatile Data Collection from Unix System – Forensic Duplication – Tools – Discovery of Electronic Evidence – Identification of Data – Reconstructing Past Events – Networks.

### **Suggested Activities:**

- External learning - Survey of various tools for data storage and access, bypassing filtered [blocked] ports, reviewing Internet activity, Open-source forensic tools for file storage and data recovery.

### **Suggested Evaluation Methods:**

- Assignments on reconstruction of past events.
- Quizzes on different types of file systems.

## **UNIT III NETWORK AND EMAIL FORENSICS 9**

Network Evidence – Types of Network Monitoring – Setting Up a Network Monitoring System – Network Data Analysis – Email Clients – Email Tracing – Internet Fraud – Spam Investigations Mobile Forensics – Subscriber Identity Module (SIM) Investigations – Wireless Device Investigations – PDA Investigations.

### **Suggested Activities:**

- Practical - Familiarizing with Port Redirection tools: Quick 'n Easy FTP Server, FPIPE and FPORT.
- Practical - Study of the forensics tools.

### **Suggested Evaluation Methods:**

- Demonstration of the practical implementations.
- Real time problems on network data analysis.

## **UNIT IV SYSTEM FORENSICS 9**

Data Analysis: Analysis Methodology – Investigating Live Systems (Windows and Mac OS) – Hacking: Investigating Hacker Tools – Ethical Issues – Cybercrime. Forensic and Investigative Tools – Forensic Equipments for Evidence Collection – Post Exploitation.

### **Suggested Activities:**

- Demonstration on MD5Hash tool.
- Practical - IE Activity analysis.

### **Suggested Evaluation Methods:**

- Assignments on evidence collection.
- Quizzes on ethical issues and live system investigation.

## **UNIT V IMAGE AND VIDEO FORENSICS 9**

Recognizing a Graphics File – Data Compression – Locating and Recovering Graphics Files – Identifying Unknown File Formats – Copyright Issues with Graphics – Fraud using Image and Video – Detection of Fraud in Images and Video.

### **Suggested Activities:**

- External learning - Steganography.
- Practical - Steganalysis tool.

*Attested*

**Suggested Evaluation Methods:**

- Assignments on data compression.
- Quizzes on file formats and copyright issues.

**TOTAL: 45 PERIODS****OUTCOMES:**

On completion of the course, the students will be able to:

1. Recognize attacks on systems.
2. Design a counter attack incident response and incident-response methodology.
3. Illustrate the methods for data recovery, evidence collection and data seizure.
4. Understand network and email attacks and forensic investigation with tools.
5. Use forensic tools and collect evidences of a computer crime.
6. Analyze various image encryption/decryption, steganography and fraud in image.

**REFERENCES:**

1. Kevin Mandia, Jason T. Luttgens, Matthew Pepe, "Incident Response and Computer Forensics", Tata McGraw-Hill, 2014.
2. Bill Nelson, Amelia Philips, Christopher Stueart, "Guide to Computer Forensics and Investigations", Cengage Learning, 2018.
3. John R. Vacca, "Computer Forensics", Firewall Media, 2009.
4. Eoghan Casey, "Handbook Computer Crime Investigation's Forensic Tools and Technology", Academic Press, 2001.
5. Davide Cowen, "Computer Forensics: A Beginners Guide", McGraw-Hill, 2011.
6. Rafay Baloch, "Ethical Hacking and Penetration Testing Guide", Auerbach Publications, 2014.

	<b>PO1</b>	<b>PO2</b>	<b>PO3</b>	<b>PO4</b>	<b>PO5</b>	<b>PO6</b>
<b>CO1</b>	3	2	3	3	1	1
<b>CO2</b>	2	3	3	3	3	1
<b>CO3</b>	3	3	3	1	3	1
<b>CO4</b>	3	2	3	3	1	1
<b>CO5</b>	2	3	3	1	3	3
<b>CO6</b>	3	2	3	3	3	3

**CA5031****NETWORK PROGRAMMING AND MANAGEMENT****L T P C  
3 0 0 3****OBJECTIVES:**

- To learn the basics of socket programming using TCP Sockets.
- To learn about socket options.
- To explore the features of raw sockets.
- To learn and develop macros for including objects in MIB structure.
- To have knowledge on various network management tools.

*Attested*

*[Signature]*  
**DIRECTOR**  
 Centre for Academic Courses  
 Anna University, Chennai-600 025

## **UNIT I      SOCKETS AND APPLICATION DEVELOPMENT**

**9**

Introduction to Socket Programming – System Calls – Address Conversion Functions – POSIX Signal Handling – Server with Multiple Clients – Boundary Conditions – Server Process Crashes, Server Host Crashes, Server Crashes and Reboots, Server Shutdown – I/O Multiplexing – I/O Models – TCP Echo Client/Server with I/O Multiplexing.

### **Suggested Activities:**

- Assignment on Syntax and interpretation of various Socket Programming System Calls.
- Practical - Implement basic socket programs using C.

### **Suggested Evaluation Methods:**

- Quiz on system calls.
- Evaluation of the implemented programs with appropriate test cases.

## **UNIT II      SOCKET OPTIONS**

**9**

Socket Options – getsockopt and setsockopt Functions – Generic Socket Options – IP Socket Options – ICMP Socket Options – TCP Socket Options – Multiplexing TCP and UDP Sockets – Domain Name System – gethostbyname, gethostbyaddr, getservbyname and getservbyport functions – Protocol Independent Functions – getaddrinfo and freeaddrinfo Functions.

### **Suggested Activities:**

- Assignment on socket options implementing using C for specific scenarios.
- Practical - Implementation of DNS operation with gethostbyname, gethostbyaddr, getservbyname and getservbyport functions using C.
- Practical - Implementation of protocol independent functions in C.

### **Suggested Evaluation Methods:**

- Testing for the respective socket option's role in the scenario chosen.
- Quiz on roles of various protocols dependent and independent functions.

## **UNIT III      ADVANCED SOCKETS**

**9**

IPv4 and IPv6 Interoperability – Threaded Servers – Thread Creation and Termination – TCP Echo Server using Threads – Mutex – Condition Variables – Raw Sockets – Raw Socket Creation – Raw Socket Output – Raw Socket Input – Ping Program – Trace Route Program.

### **Suggested Activities:**

- Assignments on IPv4 and IPv6.
- Practical - Programs using Pthread.
- Practical - Implementation of program in C for handling raw socket.

### **Suggested Evaluation Methods:**

- Quiz on IPv4 and IPv6 interoperability.
- Testing the program implemented using raw sockets.

## **UNITIV      SIMPLE NETWORK MANAGEMENT**

**9**

SNMP Network Management Concepts – SNMPv1 – Management Information – MIB Structure – Object Syntax – Standard MIB's – MIB-II Groups – SNMPv1 Protocol and Practical Issues – Overview of RMON – Statistics and Collection – Alarms and Filters.

*Attested*

  
**DIRECTOR**  
Centre for Academic Courses  
Anna University, Chennai-600 025



**Suggested Activities:**

- Assignment on SNMP architecture and features of versions.
- Assignment to develop macros for new objects in MIB.

**Suggested Evaluation Methods:**

- Quiz on SNMP versions.
- Test for the correct definition of the access rights for the MIB objects.

**UNIT V NETWORK MANAGEMENT TOOLS & SYSTEMS****9**

System Utilities – Network Status Tools – Traffic monitoring Tools – Network Routing Tools – SNMP Tools – Network Statistics measurement systems – NMS Design – Network Management Systems.

**Suggested Activities:**

- Practical - Examine the headers and contents of IP using tcpdump or Wireshark.
- Practical - Using suitable network monitoring tool, analyze the traffic conditions in TCP/IP network.
- Practical - Analyze the network performance (delay) using appropriate system utilities.

**Suggested Evaluation Methods:**

- Verification of header and contents.
- Performance evaluation for various scenarios.


**TOTAL: 45 PERIODS****OUTCOMES:**

On completion of the course, the students will be able to:

1. Implement client/server communications using TCP and UDP Sockets.
2. Describe the usage of socket options for handling various Sockets in programming.
3. Understand handling of raw sockets.
4. Explain functionalities of SNMP and MIB structure.
5. Experiment with various tools available to manage a network.
6. Handle technical issues in a network.

**REFERENCES:**

1. W. Richard Stevens, "UNIX Network Programming Vol I", Third Edition, PHI/ Pearson Education, 2003.
2. William Stallings, "SNMP, SNMPv2, SNMPv3 and RMON 1 and 2", Third Edition, Pearson Education, 2009.
3. D.E. Comer, "Internetworking with TCP/IP , Vol-I", Sixth Edition, Pearson Edition, 2013.
4. D. E. Comer, "Internetworking with TCP/IP Vol-III: Client-Server Programming and Application BSD Sockets Version", Second Edition, Pearson Education, 2003.
5. Mani Subramanian, "Network Management – Principles and Practice", Second Edition, Pearson Education, 2013.

*Attested*

**DIRECTOR**  
Centre for Academic Courses  
Anna University, Chennai-600 025

	PO1	PO2	PO3	PO4	PO5	PO6
CO1	1	1	2	1	1	1
CO2	1	1	3	2	3	2
CO3	1	1	2	2	2	2
CO4	1	1	1	2	2	1
CO5	2	2	2	1	3	3
CO6	3	3	3	3	3	3

CA5032

**SEMANTIC WEB AND APPLICATIONS**

**L T P C**  
**3 0 0 3**

**OBJECTIVES:**

- To learn the fundamentals of semantic web and to conceptualize and depict ontology for semantic web.
- To make a study of languages for semantic web.
- To learn about the ontology learning algorithms and to utilize in the development of an application.
- To know the fundamental concepts of ontology management.
- To learn the applications related to semantic web.

**UNIT I THE QUEST FOR SEMANTICS**

**9**

Building Models – Calculating with Knowledge – Exchanging Information – Semantic Web Technologies – Layers – Architecture – Components – Types – Ontological Commitments – Ontological Categories – Philosophical Background – Sample Knowledge Representation Ontologies – Top Level Ontologies – Linguistic Ontologies – Domain Ontologies – Semantic Web – Need – Foundation.

**Suggested Activities:**

- Flipped classroom on semantic web background and tutorial activity.
- Brainstorming session - Various knowledge representation formats.
- Practical - Design of simple ontology on their domain of interest using tools like Protégé.
- Practical - Installing EasyRdf in the system and including this in PHP (EasyRdf is a PHP library, which can be used to consume and produce RDF).

**Suggested Evaluation Methods:**

- Tutorials on semantic web basics.
- Quizzes on knowledge representation formats
- Demonstration of simple implemented ontology.

*Attested*

*[Signature]*  
**DIRECTOR**  
Centre for Academic Courses  
Anna University, Chennai-600 025



**UNIT V APPLICATIONS****9**

Web Services – Semantic Web Services – Case Study for Specific Domain – Security Issues – Web Data Exchange and Syndication - Semantic Wikis – Semantic Portals – Semantic Metadata in Data Formats – Semantic Web in Life Sciences – Ontologies for Standardizations – Rule Interchange Format.

**Suggested Activities:**

- Flipped classroom on other applications of semantic web.
- Practical - Simple application like chat bot, semantic search engine creation using topic map data models extracted from Ontopia/Mappa.
- Practical - Creating intelligent expert systems using semantic Wikis like SMW+.

**Suggested Evaluation Methods:**

- Quizzes on semantic web applications
- Demonstration of applications created using tools.

**TOTAL: 45 PERIODS****OUTCOMES:**

On completion of the course, the students will be able to:

1. Create ontology for a given domain.
2. Develop an application using ontology languages and tools.
3. Understand the concepts of semantic web.
4. Use ontology related tools and technologies for application creation.
5. Design and develop applications using semantic web.
6. Understand the standards related to semantic web.

**REFERENCES:**

1. Pascal Hitzler, Markus Krötzsch, Sebastian Rudolph, "Foundations of Semantic Web Technologies", Chapman & Hall/CRC, 2009.
2. Asuncion Gomez-Perez, Oscar Corcho, Mariano Fernandez-Lopez "Ontological Engineering: with Examples from the Areas of Knowledge Management, E-Commerce and the Semantic Web", Springer, 2004.
3. Grigoris Antoniou, Frank van Harmelen, "A Semantic Web Primer (Cooperative Information Systems)", The MIT Press, 2004.
4. Alexander Maedche, "Ontology Learning for the Semantic Web", Springer, 2002.
5. John Davies, Dieter Fensel, Frank Van Harmelen, "Towards the Semantic Web: Ontology –Driven Knowledge Management", John Wiley, 2003.
6. John Davies, Rudi Studer, Paul Warren, "Semantic Web Technologies: Trends and Research in Ontology-based Systems", Wiley, 2006.

	PO1	PO2	PO3	PO4	PO5	PO6
<b>CO1</b>	3	1	2	2	1	1
<b>CO2</b>	3	1	2	3	3	1
<b>CO3</b>	2	2	2	3	1	1
<b>CO4</b>	3	1	2	3	3	2
<b>CO5</b>	3	1	2	3	3	2
<b>CO6</b>	2	2	1	2	2	3

Attested

**OBJECTIVES:**

- To gain knowledge of soft computing theories and its fundamentals.
- To design a soft computing system required to address a computational task.
- To learn and apply artificial neural networks, fuzzy sets and fuzzy logic and genetic algorithms in problem solving and use of heuristics based on human experience.
- To introduce the ideas of fuzzy sets, fuzzy logic and to become familiar with neural networks that can learn from available examples and generalize to form appropriate rules for inferencing systems.
- To familiarize with genetic algorithms and other random search procedures while seeking global optimum in self – learning situations.

**UNIT I FUZZY COMPUTING****9**

Basic Concepts of Fuzzy Logic, Fuzzy Sets and Crisp Sets, Fuzzy Set Theory and Operations, Properties of Fuzzy Sets, Fuzzy and Crisp Relations, Fuzzy to Crisp Conversion Membership Functions, Interference in Fuzzy Logic, Fuzzy If – Then Rules, Fuzzy Implications and Fuzzy Algorithms, Fuzzifications and Defuzzifications, Fuzzy Controller, Industrial Applications.

**Suggested Activities:**

- Install MatLab Fuzzy Logic Toolbox and ANN toolbox to design and simulate systems.

**Suggested Evaluation Methods:**

- Quiz – basic concepts of fuzzy logic and operations.

**UNIT II FUNDAMENTALS OF NEURAL NETWORKS****9**

Neuron, Nerve Structure and Synapse, Artificial Neuron and its Model, Activation Functions, Neural Network Architecture: Single Layer and Multilayer Feed Forward Networks, Recurrent Networks. Various Learning Techniques; Perception and Convergence Rule, Auto-Associative and Hetero-Associative Memory.

**Suggested Activities:**

- Develop a supervised model to Train neural net that uses the AND/OR/XOR two input binary/ bipolar input and output data and learn linear models to understand the importance of initialization parameters.

**Suggested Evaluation Methods:**

- Project Demonstration.
- Implementation Evaluation with new input set.

**UNIT III BACKPROPAGATION NETWORKS****9**

Back Propagation Networks) Architecture: Perceptron Model, Solution, Single Layer Artificial Neural Network, Multilayer Perception Model; Back Propagation Learning Methods, Effect of Learning Rule Co – Efficient ;Back Propagation Algorithm, Factors Affecting Back Propagation Training, Applications.

**Suggested Activities:**

Develop a supervised model to

- Train neural net that uses the XOR three input binary/ bipolar input and output data and learn linear models to understand the importance of learning parameters.
- Train a linear / nonlinear model with one hidden layer, two hidden layers etc.

*Attested*

- Observe the performance with different learning rates and draw the graph depicting the error rate with iterations.

**Suggested Evaluation Methods:**

- Project Demonstration.
- Implementation Evaluation with new input set.

**UNIT IV COMPETITIVE NEURAL NETWORKS**

**9**

Kohonen's Self Organizing Map – SOM Architecture, learning procedure – Application; Learning Vector Quantization – learning by LVQ; Adaptive Resonance Theory – Learning procedure – Applications.

**Suggested Activities:**

Develop an unsupervised model to

- Train neural net that uses any Dataset and Plot the cluster of patterns.

**Suggested Evaluation Methods:**

- Project Demonstration.
- Implementation Evaluation with new input set.

**UNIT V GENETIC ALGORITHM**

**9**

Basic Concepts, Working Principle, Procedures of GA, Flow Chart of GA, Genetic Representations, (Encoding) Initialization and Selection, Genetic Operators, Mutation, Generational Cycle, Applications.

**Suggested Activities:**

- Implement GA for the travelling salesman problem to find the shortest path that visits all cities in a set exactly once.

**Suggested Evaluation Methods:**

- Implementation evaluation by testing the code on different route map and check the optimal solution.

**TOTAL: 45 PERIODS**

**OUTCOMES:**

On completion of the course, the students will be able to:

1. Identify and describe soft computing techniques and their roles in building intelligent machines.
2. Recognize the feasibility of applying a soft computing methodology for a particular problem.
3. Apply fuzzy logic and reasoning to handle uncertainty and solve engineering problems.
4. Apply genetic algorithms to optimization problems.
5. Design neural networks to pattern classification and regression problems using soft computing approach.
6. Describe the importance of tolerance of imprecision and uncertainty to a design of robust and low cost intelligent machines.

**REFERENCES:**

1. S. Rajasekaran and G.A. Vijayalakshmi Pai, "Neural Networks, Fuzzy Logic and Genetic Algorithm: Synthesis and Applications", Prentice Hall of India, 2010.
2. J.S.R. Jang, C.T. Sun and E. Mizutani, "Neuro – Fuzzy and Soft Computing", Pearson Education, 2004.
3. S. N. Sivanandam, S. N. Deepa, "Principles of Soft Computing", Second Edition, Wiley, 2007.



4. Siman Haykin, "Neural Networks", Prentice Hall, 1999.
5. Timothy Ross, "Fuzzy Logic with Engineering Applications", Wiley Publications, 2016.
6. David E. Goldberg, "Genetic Algorithms in Search, Optimization and Machine Learning", Pearson Education, 2008.

	PO1	PO2	PO3	PO4	PO5	PO6
CO1	3	2	2	1	1	1
CO2	3	2	1	1	2	1
CO3	1	2	2	1	2	2
CO4	1	2	2	1	2	2
CO5	1	2	2	2	2	2
CO6	2	1	1	2	2	1

OE5091

### BUSINESS DATA ANALYTICS

L T P C  
3 0 0 3

#### OBJECTIVES:

- To understand the basics of business analytics and its life cycle.
- To gain knowledge about fundamental business analytics.
- To learn modeling for uncertainty and statistical inference.
- To understand analytics using Hadoop and Map Reduce frameworks.
- To acquire insight on other analytical frameworks.

#### UNIT I OVERVIEW OF BUSINESS ANALYTICS

9

Introduction – Drivers for Business Analytics – Applications of Business Analytics: Marketing and Sales, Human Resource, Healthcare, Product Design, Service Design, Customer Service and Support – Skills Required for a Business Analyst – Framework for Business Analytics Life Cycle for Business Analytics Process.

#### Suggested Activities:

- Case studies on applications involving business analytics.
- Converting real time decision making problems into hypothesis.
- Group discussion on entrepreneurial opportunities in Business Analytics.

#### Suggested Evaluation Methods:

- Assignment on business scenario and business analytical life cycle process.
- Group presentation on big data applications with societal need.
- Quiz on case studies.

Attested

  
DIRECTOR  
Centre for Academic Courses  
Anna University, Chennai-600 025

## **UNIT II ESSENTIALS OF BUSINESS ANALYTICS 9**

Descriptive Statistics – Using Data – Types of Data – Data Distribution Metrics: Frequency, Mean, Median, Mode, Range, Variance, Standard Deviation, Percentile, Quartile, z-Score, Covariance, Correlation – Data Visualization: Tables, Charts, Line Charts, Bar and Column Chart, Bubble Chart, Heat Map – Data Dashboards.

### **Suggested Activities:**

- Solve numerical problems on basic statistics.
- Explore chart wizard in MS Excel Case using sample real time data for data visualization.
- Use R tool for data visualization.

### **Suggested Evaluation Methods:**

- Assignment on descriptive analytics using benchmark data.
- Quiz on data visualization for univariate, bivariate data.

## **UNIT III MODELING UNCERTAINTY AND STATISTICAL INFERENCE 9**

Modeling Uncertainty: Events and Probabilities – Conditional Probability – Random Variables – Discrete Probability Distributions – Continuous Probability Distribution – Statistical Inference: Data Sampling – Selecting a Sample – Point Estimation – Sampling Distributions – Interval Estimation – Hypothesis Testing.

### **Suggested Activities:**

- Solving numerical problems in sampling, probability, probability distributions and hypothesis testing.
- Converting real time decision making problems into hypothesis.

### **Suggested Evaluation Methods:**

- Assignments on hypothesis testing.
- Group presentation on real time applications involving data sampling and hypothesis testing.
- Quizzes on topics like sampling and probability.

## **UNIT IV ANALYTICS USING HADOOP AND MAPREDUCE FRAMEWORK 9**

Introducing Hadoop – RDBMS versus Hadoop – Hadoop Overview – HDFS (Hadoop Distributed File System) – Processing Data with Hadoop – Introduction to MapReduce – Features of MapReduce – Algorithms Using Map-Reduce: Matrix-Vector Multiplication, Relational Algebra Operations, Grouping and Aggregation – Extensions to MapReduce.

### **Suggested Activities:**

- Practical – Install and configure Hadoop.
- Practical – Use web based tools to monitor Hadoop setup.
- Practical – Design and develop MapReduce tasks for word count, searching involving text corpus etc.

### **Suggested Evaluation Methods:**

- Evaluation of the practical implementations.
- Quizzes on topics like HDFS and extensions to MapReduce.

*Attested*

## UNIT V OTHER DATA ANALYTICAL FRAMEWORKS

9

Overview of Application development Languages for Hadoop – PigLatin – Hive – Hive Query Language (HQL) – Introduction to Pentaho, JAQL – Introduction to Apache: Sqoop, Drill and Spark, Cloudera Impala – Introduction to NoSQL Databases – Hbase and MongoDB.

### Suggested Activities:

- Practical – Installation of NoSQL database like MongoDB.
- Practical – Demonstration on Sharding in MongoDB.
- Practical – Install and run Pig
- Practical – Write PigLatin scripts to sort, group, join, project, and filter data.
- Design and develop algorithms to be executed in MapReduce involving numerical methods for analytics.

### Suggested Evaluation Methods:

- Mini Project (Group) – Real time data collection, saving in NoSQL, implement analytical techniques using Map-Reduce Tasks and Result Projection.

**TOTAL: 45 PERIODS**

### OUTCOMES:

On completion of the course, the student will be able to:

- Identify the real world business problems and model with analytical solutions.
- Solve analytical problem with relevant mathematics background knowledge.
- Convert any real world decision making problem to hypothesis and apply suitable statistical testing.
- Write and Demonstrate simple applications involving analytics using Hadoop and MapReduce
- Use open source frameworks for modeling and storing data.
- Apply suitable visualization technique using R for visualizing voluminous data.

### REFERENCES:

1. Vignesh Prajapati, "Big Data Analytics with R and Hadoop", Packt Publishing, 2013.
2. Umesh R Hodeghatta, Umesha Nayak, "Business Analytics Using R – A Practical Approach", Apress, 2017.
3. Anand Rajaraman, Jeffrey David Ullman, "Mining of Massive Datasets", Cambridge University Press, 2012.
4. Jeffrey D. Camm, James J. Cochran, Michael J. Fry, Jeffrey W. Ohlmann, David R. Anderson, "Essentials of Business Analytics", Cengage Learning, second Edition, 2016.
5. U. Dinesh Kumar, "Business Analytics: The Science of Data-Driven Decision Making", Wiley, 2017.
6. A. Ohri, "R for Business Analytics", Springer, 2012
7. Rui Miguel Forte, "Mastering Predictive Analytics with R", Packt Publication, 2015.

Attested

  
DIRECTOR  
Centre for Academic Courses  
Anna University, Chennai-600 025

	PO1	PO2	PO3	PO4	PO5	PO6
CO1	1	1	1	2	3	1
CO2	2	1	1	2	1	1
CO3	1	1	2	3	3	1
CO4	2	2	1	2	1	1
CO5	1	1	2	2	1	1
CO6	1	1	1	3	2	1

OE5092

INDUSTRIAL SAFETY

LT P C

3 0 0 3

**OBJECTIVES:**

- Summarize basics of industrial safety
- Describe fundamentals of maintenance engineering
- Explain wear and corrosion
- Illustrate fault tracing
- Identify preventive and periodic maintenance

**UNIT I INTRODUCTION**

9

Accident, causes, types, results and control, mechanical and electrical hazards, types, causes and preventive steps/procedure, describe salient points of factories act 1948 for health and safety, wash rooms, drinking water layouts, light, cleanliness, fire, guarding, pressure vessels, etc, Safety color codes. Fire prevention and firefighting, equipment and methods.

**UNIT II FUNDAMENTALS OF MAINTENANCE ENGINEERING**

9

Definition and aim of maintenance engineering, Primary and secondary functions and responsibility of maintenance department, Types of maintenance, Types and applications of tools used for maintenance, Maintenance cost & its relation with replacement economy, Service life of equipment.

**UNIT III WEAR AND CORROSION AND THEIR PREVENTION**

9

Wear- types, causes, effects, wear reduction methods, lubricants-types and applications, Lubrication methods, general sketch, working and applications, i. Screw down grease cup, ii. Pressure grease gun, iii. Splash lubrication, iv. Gravity lubrication, v. Wick feed lubrication vi. Side feed lubrication, vii. Ring lubrication, Definition, principle and factors affecting the corrosion. Types of corrosion, corrosion prevention methods.

**UNIT IV FAULT TRACING**

9

Fault tracing-concept and importance, decision tree concept, need and applications, sequence of fault finding activities, show as decision tree, draw decision tree for problems in machine tools, hydraulic, pneumatic, automotive, thermal and electrical equipment's like, I. Any one machine tool, ii. Pump iii. Air compressor, iv. Internal combustion engine, v. Boiler, vi. Electrical motors, Types of faults in machine tools and their general causes.

Attested

  
**DIRECTOR**  
 Centre for Academic Courses  
 Anna University, Chennai-600 025

**UNIT V PERIODIC AND PREVENTIVE MAINTENANCE****9**

Periodic inspection-concept and need, degreasing, cleaning and repairing schemes, overhauling of mechanical components, overhauling of electrical motor, common troubles and remedies of electric motor, repair complexities and its use, definition, need, steps and advantages of preventive maintenance. Steps/procedure for periodic and preventive maintenance of: i. Machine tools, ii. Pumps, iii. Air compressors, iv. Diesel generating (DG) sets, Program and schedule of preventive maintenance of mechanical and electrical equipment, advantages of preventive maintenance. Repair cycle concept and importance

**TOTAL: 45 PERIODS****OUTCOMES:****Students will be able to:**

- CO1: Ability to summarize basics of industrial safety  
 CO2: Ability to describe fundamentals of maintenance engineering  
 CO3: Ability to explain wear and corrosion  
 CO4: Ability to illustrate fault tracing  
 CO5: Ability to identify preventive and periodic maintenance

	PO1	PO2	PO3	PO4	PO5	PO6	PO7	PO8	PO9	PO10	PO11	PO12
CO1	✓											
CO2	✓											
CO3	✓	✓	✓									
CO4	✓	✓	✓									
CO5	✓	✓	✓									

**REFERENCES:**

1. Audels, Pump-hydraulic Compressors, Mcgrew Hill Publication, 1978.
2. Garg H P, Maintenance Engineering, S. Chand and Company, 1987.
3. Hans F. Winterkorn, Foundation Engineering Handbook, Chapman & Hall London, 2013.
4. Higgins & Morrow, Maintenance Engineering Handbook, Eighth Edition, 2008

PROGRESS THROUGH KNOWLEDGE

**OE5093****OPERATIONS RESEARCH****L T P C  
3 0 0 3****OBJECTIVES:**

- Solve linear programming problem and solve using graphical method.
- Solve LPP using simplex method
- Solve transportation, assignment problems
- Solve project management problems
- Solve scheduling problems

**UNIT I LINEAR PROGRAMMING****9**

Introduction to Operations Research – assumptions of linear programming problems -  
 Formulations of linear programming problem – Graphical method

*Attested*

*W. J.*  
 DIRECTOR  
 Centre for Academic Courses  
 Anna University, Chennai-600 025





**OBJECTIVES:**

- Summarize the costing concepts and their role in decision making
- Infer the project management concepts and their various aspects in selection
- Interpret costing concepts with project execution
- Develop knowledge of costing techniques in service sector and various budgetary control techniques
- Illustrate with quantitative techniques in cost management

**UNIT I INTRODUCTION TO COSTING CONCEPTS 9**

Objectives of a Costing System; Cost concepts in decision-making; Relevant cost, Differential cost, Incremental cost and Opportunity cost; Creation of a Database for operational control.

**UNIT II INTRODUCTION TO PROJECT MANAGEMENT 9**

Project: meaning, Different types, why to manage, cost overruns centres, various stages of project execution: conception to commissioning. Project execution as conglomeration of technical and nontechnical activities, Detailed Engineering activities, Pre project execution main clearances and documents, Project team: Role of each member, Importance Project site: Data required with significance, Project contracts.

**UNIT III PROJECT EXECUTION AND COSTING CONCEPTS 9**

Project execution Project cost control, Bar charts and Network diagram, Project commissioning: mechanical and process, Cost Behavior and Profit Planning Marginal Costing; Distinction between Marginal Costing and Absorption Costing; Break-even Analysis, Cost-Volume-Profit Analysis, Various decision-making problems, Pricing strategies: Pareto Analysis, Target costing, Life Cycle Costing.

**UNIT IV COSTING OF SERVICE SECTOR AND BUDGETERY CONTROL 9**

Just-in-time approach, Material Requirement Planning, Enterprise Resource Planning, Activity-Based Cost Management, Bench Marking; Balanced Score Card and Value-Chain Analysis, Budgetary Control: Flexible Budgets; Performance budgets; Zero-based budgets.

**UNIT V QUANTITATIVE TECHNIQUES FOR COST MANAGEMENT 9**

Linear Programming, PERT/CPM, Transportation problems, Assignment problems, Learning Curve Theory.

**TOTAL: 45 PERIODS****OUTCOMES:****Students will be able to:**

- CO1 – Understand the costing concepts and their role in decision making  
 CO2–Understand the project management concepts and their various aspects in selection  
 CO3–Interpret costing concepts with project execution  
 CO4–Gain knowledge of costing techniques in service sector and various budgetary control techniques  
 CO5 - Become familiar with quantitative techniques in cost management

*Attested*

	PO1	PO2	PO3	PO4	PO5	PO6	PO7	PO8	PO9	PO10	PO11	PO12
CO1	✓	✓	✓		✓			✓	✓		✓	✓
CO2	✓	✓	✓		✓				✓		✓	✓
CO3	✓	✓	✓		✓	✓					✓	✓
CO4	✓	✓	✓		✓		✓				✓	✓
CO5	✓	✓	✓		✓	✓	✓				✓	✓

#### REFERENCES:

1. Ashish K. Bhattacharya, Principles & Practices of Cost Accounting A. H. Wheeler publisher, 1991
2. Charles T. Horngren and George Foster, Advanced Management Accounting, 1988
3. Charles T. Horngren et al Cost Accounting A Managerial Emphasis, Prentice Hall of India, New Delhi, 2011
4. Robert S Kaplan Anthony A. Alkinson, Management & Cost Accounting, 2003
5. Vohra N.D., Quantitative Techniques in Management, Tata McGraw Hill Book Co. Ltd, 2007

OE5095

COMPOSITE MATERIALS

L T P C  
3 0 0 3

#### OBJECTIVES:

- Summarize the characteristics of composite materials and effect of reinforcement in composite materials.
- Identify the various reinforcements used in composite materials.
- Compare the manufacturing process of metal matrix composites.
- Understand the manufacturing processes of polymer matrix composites.
- Analyze the strength of composite materials.

#### UNIT I INTRODUCTION 9

Definition – Classification and characteristics of Composite materials - Advantages and application of composites - Functional requirements of reinforcement and matrix - Effect of reinforcement (size, shape, distribution, volume fraction) on overall composite performance.

#### UNIT II REINFORCEMENTS 9

Preparation-layup, curing, properties and applications of glass fibers, carbon fibers, Kevlar fibers and Boron fibers - Properties and applications of whiskers, particle reinforcements - Mechanical Behavior of composites: Rule of mixtures, Inverse rule of mixtures - Isostrain and Isostress conditions.

#### UNIT III MANUFACTURING OF METAL MATRIX COMPOSITES 9

Casting – Solid State diffusion technique - Cladding – Hot isostatic pressing - Properties and applications. Manufacturing of Ceramic Matrix Composites: Liquid Metal Infiltration – Liquid phase sintering. Manufacturing of Carbon – Carbon composites: Knitting, Braiding, Weaving - Properties and applications.

#### UNIT IV MANUFACTURING OF POLYMER MATRIX COMPOSITES 9

Preparation of Moulding compounds and prepregs – hand layup method – Autoclave method – Filament winding method – Compression moulding – Reaction injection moulding - Properties and applications.

**UNIT V STRENGTH****9**

Laminar Failure Criteria-strength ratio, maximum stress criteria, maximum strain criteria, interacting failure criteria, hygrothermal failure. Laminate first ply failure-insight strength; Laminate strength-ply discount truncated maximum strain criterion; strength design using caplet plots; stress concentrations.

**TOTAL: 45 PERIODS****OUTCOMES:****Students will be able to:**

- CO1 - Know the characteristics of composite materials and effect of reinforcement in composite materials.
- CO2 – Know the various reinforcements used in composite materials.
- CO3 – Understand the manufacturing processes of metal matrix composites.
- CO4 – Understand the manufacturing processes of polymer matrix composites.
- CO5 – Analyze the strength of composite materials.

	PO1	PO2	PO3	PO4	PO5	PO6	PO7	PO8	PO9	PO10	PO11	PO12
CO1		✓	✓	✓								
CO2		✓	✓	✓	✓						✓	
CO3			✓	✓	✓		✓				✓	
CO4			✓	✓	✓		✓				✓	
CO5			✓	✓	✓		✓					

**REFERENCES:**

1. Cahn R.W. - Material Science and Technology – Vol 13 – Composites, VCH, West Germany.
2. Callister, W.D Jr., Adapted by Balasubramaniam R, Materials Science and Engineering, An introduction, John Wiley & Sons, NY, Indian edition, 2007.
3. Chawla K.K., Composite Materials, 2013.
4. Lubin.G, Hand Book of Composite Materials, 2013.

**OE5096****WASTE TO ENERGY****L T P C  
3 0 0 3****OBJECTIVES:**

- Interpret the various types of wastes from which energy can be generated
- Develop knowledge on biomass pyrolysis process and its applications
- Develop knowledge on various types of biomass gasifiers and their operations
- Invent knowledge on biomass combustors and its applications on generating energy
- Summarize the principles of bio-energy systems and their features

**UNIT I INTRODUCTION TO EXTRACTION OF ENERGY FROM WASTE****9**

Classification of waste as fuel – Agro based, Forest residue, Industrial waste - MSW – Conversion devices – Incinerators, gasifiers, digestors

*Attested*

*[Signature]*  
**DIRECTOR**  
 Centre for Academic Courses  
 Anna University, Chennai-600 025

**UNIT II BIOMASS PYROLYSIS 9**

Pyrolysis – Types, slow fast – Manufacture of charcoal – Methods - Yields and application – Manufacture of pyrolytic oils and gases, yields and applications.

**UNIT III BIOMASS GASIFICATION 9**

Gasifiers – Fixed bed system – Downdraft and updraft gasifiers – Fluidized bed gasifiers – Design, construction and operation – Gasifier burner arrangement for thermal heating – Gasifier engine arrangement and electrical power – Equilibrium and kinetic consideration in gasifier operation.

**UNIT IV BIOMASS COMBUSTION 9**

Biomass stoves – Improved chullahs, types, some exotic designs, Fixed bed combustors, Types, inclined grate combustors, Fluidized bed combustors, Design, construction and operation - Operation of all the above biomass combustors.

**UNIT V BIO ENERGY 9**

Properties of biogas (Calorific value and composition), Biogas plant technology and status - Bio energy system - Design and constructional features - Biomass resources and their classification - Biomass conversion processes - Thermo chemical conversion - Direct combustion - biomass gasification - pyrolysis and liquefaction - biochemical conversion - anaerobic digestion - Types of biogas Plants – Applications - Alcohol production from biomass - Bio diesel production -Urban waste to energy conversion - Biomass energy programme in India.

**TOTAL: 45 PERIODS****OUTCOMES:****Students will be able to:**


- CO1 – Understand the various types of wastes from which energy can be generated  
 CO2 – Gain knowledge on biomass pyrolysis process and its applications  
 CO3 – Develop knowledge on various types of biomass gasifiers and their operations  
 CO4 – Gain knowledge on biomass combustors and its applications on generating energy  
 CO5 – Understand the principles of bio-energy systems and their features

	PO1	PO2	PO3	PO4	PO5	PO6	PO7	PO8	PO9	PO10	PO11	PO12
CO1	✓		✓									✓
CO2	✓		✓									✓
CO3	✓	✓	✓		✓							✓
CO4	✓	✓	✓		✓		✓					✓
CO5	✓	✓	✓		✓							✓

**REFERENCES:**

1. Biogas Technology - A Practical Hand Book - Khandelwal, K. C. and Mahdi, S. S., Vol. I & II, Tata McGraw Hill Publishing Co. Ltd., 1983.
2. Biomass Conversion and Technology, C. Y. WereKo-Brobby and E. B. Hagan, John Wiley & Sons, 1996.
3. Food, Feed and Fuel from Biomass, Challal, D. S., IBH Publishing Co. Pvt. Ltd., 1991.
4. Non Conventional Energy, Desai, Ashok V., Wiley Eastern Ltd., 1990.

Attested



**DIRECTOR**  
 Centre for Academic Courses  
 Anna University, Chennai-600 025

## AUDIT COURSES (AC)

**AX5091**

**ENGLISH FOR RESEARCH PAPER WRITING**

**L T P C**  
**2 0 0 0**

### **OBJECTIVES**

- Teach how to improve writing skills and level of readability
- Tell about what to write in each section
- Summarize the skills needed when writing a Title
- Infer the skills needed when writing the Conclusion
- Ensure the quality of paper at very first-time submission

### **UNIT I INTRODUCTION TO RESEARCH PAPER WRITING 6**

Planning and Preparation, Word Order, Breaking up long sentences, Structuring Paragraphs and Sentences, Being Concise and Removing Redundancy, Avoiding Ambiguity and Vagueness

### **UNIT II PRESENTATION SKILLS 6**

Clarifying Who Did What, Highlighting Your Findings, Hedging and Criticizing, Paraphrasing and Plagiarism, Sections of a Paper, Abstracts, Introduction

### **UNIT III TITLE WRITING SKILLS 6**

Key skills are needed when writing a Title, key skills are needed when writing an Abstract, key skills are needed when writing an Introduction, skills needed when writing a Review of the Literature, Methods, Results, Discussion, Conclusions, The Final Check

### **UNIT IV RESULT WRITING SKILLS 6**

Skills are needed when writing the Methods, skills needed when writing the Results, skills are needed when writing the Discussion, skills are needed when writing the Conclusions

### **UNIT V VERIFICATION SKILLS 6**

Useful phrases, checking Plagiarism, how to ensure paper is as good as it could possibly be the first- time submission

**TOTAL: 30 PERIODS**

### **OUTCOMES**

CO1 –Understand that how to improve your writing skills and level of readability

CO2 – Learn about what to write in each section

CO3 – Understand the skills needed when writing a Title

CO4 – Understand the skills needed when writing the Conclusion

CO5 – Ensure the good quality of paper at very first-time submission

	PO1	PO2	PO3	PO4	PO5	PO6	PO7	PO8	PO9	PO10	PO11	PO12
<b>CO1</b>										✓		✓
<b>CO2</b>										✓		✓
<b>CO3</b>										✓		✓
<b>CO4</b>										✓		✓
<b>CO5</b>										✓		✓

### **REFERENCES**

1. Adrian Wallwork , English for Writing Research Papers, Springer New York Dordrecht Heidelberg London, 2011
2. Day R How to Write and Publish a Scientific Paper, Cambridge University Press 2006
3. Goldbort R Writing for Science, Yale University Press (available on Google Books) 2006
4. Highman N, Handbook of Writing for the Mathematical Sciences, SIAM. Highman's book 1998.

*Attested*

  
**DIRECTOR**  
Centre for Academic Courses  
Anna University, Chennai-600 025

**OBJECTIVES**

- Summarize basics of disaster
- Explain a critical understanding of key concepts in disaster risk reduction and humanitarian response.
- Illustrate disaster risk reduction and humanitarian response policy and practice from multiple perspectives.
- Describe an understanding of standards of humanitarian response and practical relevance in specific types of disasters and conflict situations.
- Develop the strengths and weaknesses of disaster management approaches

**UNIT I INTRODUCTION 6**

Disaster: Definition, Factors and Significance; Difference between Hazard And Disaster; Natural and Manmade Disasters: Difference, Nature, Types and Magnitude.

**UNIT II REPERCUSSIONS OF DISASTERS AND HAZARDS 6**

Economic Damage, Loss of Human and Animal Life, Destruction Of Ecosystem. Natural Disasters: Earthquakes, Volcanisms, Cyclones, Tsunamis, Floods, Droughts And Famines, Landslides And Avalanches, Man-made disaster: Nuclear Reactor Meltdown, Industrial Accidents, Oil Slicks And Spills, Outbreaks Of Disease And Epidemics, War And Conflicts.

**UNIT III DISASTER PRONE AREAS IN INDIA 6**

Study of Seismic Zones; Areas Prone To Floods and Droughts, Landslides And Avalanches; Areas Prone To Cyclonic and Coastal Hazards with Special Reference To Tsunami; Post-Disaster Diseases and Epidemics

**UNIT IV DISASTER PREPAREDNESS AND MANAGEMENT 6**

Preparedness: Monitoring Of Phenomena Triggering a Disaster or Hazard; Evaluation of Risk: Application of Remote Sensing, Data from Meteorological And Other Agencies, Media Reports: Governmental and Community Preparedness.

**UNIT V RISK ASSESSMENT 6**

Disaster Risk: Concept and Elements, Disaster Risk Reduction, Global and National Disaster Risk Situation. Techniques of Risk Assessment, Global Co-Operation in Risk Assessment and Warning, People's Participation in Risk Assessment. Strategies for Survival

**TOTAL : 30 PERIODS****OUTCOMES**

- CO1: Ability to summarize basics of disaster
- CO2: Ability to explain a critical understanding of key concepts in disaster risk reduction and humanitarian response.
- CO3: Ability to illustrate disaster risk reduction and humanitarian response policy and practice from multiple perspectives.
- CO4: Ability to describe an understanding of standards of humanitarian response and practical relevance in specific types of disasters and conflict situations.
- CO5: Ability to develop the strengths and weaknesses of disaster management approaches

*Attested*



	PO1	PO2	PO3	PO4	PO5	PO6	PO7	PO8	PO9	PO10	PO11	PO12
CO1	✓											
CO2	✓											
CO3	✓	✓	✓									
CO4	✓	✓	✓									
CO5	✓	✓	✓									

## REFERENCES

1. Goel S. L., Disaster Administration And Management Text And Case Studies”, Deep & Deep Publication Pvt. Ltd., New Delhi, 2009.
2. Nishitha Rai, Singh AK, “Disaster Management in India: Perspectives, issues and strategies “New Royal book Company, 2007.
3. Sahni, Pardeep Et. Al. ,” Disaster Mitigation Experiences And Reflections”, Prentice Hall Of India, New Delhi, 2001.

AX5093

**SANSKRIT FOR TECHNICAL KNOWLEDGE**

**L T P C**  
**2 0 0 0**

## OBJECTIVES

- Illustrate the basic sanskrit language.
- Recognize sanskrit, the scientific language in the world.
- Appraise learning of sanskrit to improve brain functioning.
- Relate sanskrit to develop the logic in mathematics, science & other subjects enhancing the memory power.
- Extract huge knowledge from ancient literature.

**UNIT I            ALPHABETS** **6**

Alphabets in Sanskrit

**UNIT II            TENSES AND SENTENCES** **6**

Past/Present/Future Tense - Simple Sentences

**UNIT III           ORDER AND ROOTS** **6**

Order - Introduction of roots

**UNIT IV           SANSKRIT LITERATURE** **6**

Technical information about Sanskrit Literature

**UNIT V            TECHNICAL CONCEPTS OF ENGINEERING** **6**

Technical concepts of Engineering-Electrical, Mechanical, Architecture, Mathematics

**TOTAL: 30 PERIODS**

## OUTCOMES

- CO1 - Understanding basic Sanskrit language.
- CO2 - Write sentences.
- CO3 - Know the order and roots of Sanskrit.
- CO4 - Know about technical information about Sanskrit literature.
- CO5 - Understand the technical concepts of Engineering.

*Attested*

  
**DIRECTOR**  
Centre for Academic Courses  
Anna University, Chennai-600 025

	PO1	PO2	PO3	PO4	PO5	PO6	PO7	PO8	PO9	PO10	PO11	PO12
CO1										✓		✓
CO2										✓		✓
CO3												✓
CO4												✓
CO5												✓

## REFERENCES

1. "Abhyaspustakam" – Dr. Vishwas, Samskrita-Bharti Publication, New Delhi
2. "Teach Yourself Sanskrit" Prathama Deeksha-Vempati Kutumbshastri, Rashtriya Sanskrit Sansthanam, New Delhi Publication
3. "India's Glorious Scientific Tradition" Suresh Soni, Ocean books (P) Ltd., New Delhi, 2017.

AX5094

VALUE EDUCATION

L T P C  
2 0 0 0

## OBJECTIVES

Students will be able to

- Understand value of education and self-development
- Imbibe good values in students
- Let the should know about the importance of character

## UNIT I

Values and self-development–Social values and individual attitudes. Work ethics, Indian vision of humanism. Moral and non-moral valuation. Standards and principles. Value judgements

## UNIT II

Importance of cultivation of values. Sense of duty. Devotion, Self-reliance. Confidence, Concentration. Truthfulness, Cleanliness. Honesty, Humanity. Power of faith, National Unity. Patriotism. Love for nature, Discipline

## UNIT III

Personality and Behavior Development-Soul and Scientific attitude. Positive Thinking. Integrity and discipline. Punctuality, Love and Kindness. Avoid fault Thinking. Free from anger, Dignity of labour.

Universal brother hood and religious tolerance. True friendship. Happiness Vs suffering, love for truth. Aware of self-destructive habits. Association and Cooperation. Doing best for saving nature

## UNIT IV

Character and Competence–Holy books vs Blind faith. Self-management and Good health. Science of reincarnation. Equality, Nonviolence, Humility, Role of Women. All religions and same message. Mind your Mind, Self-control. Honesty, Studying effectively.

**TOTAL: 30 PERIODS**

## OUTCOMES

Students will be able to

- Knowledge of self-development.
- Learn the importance of Human values.
- Developing the overall personality.

Attested

  
DIRECTOR  
Centre for Academic Courses  
Anna University, Chennai-600 025

### Suggested reading

1. Chakroborty, S.K. "Values and Ethics for organizations Theory and practice", Oxford University Press, New Delhi

AX5095

CONSTITUTION OF INDIA

L T P C  
2 0 0 0

### OBJECTIVES

Students will be able to:

- Understand the premises informing the twin themes of liberty and freedom from a civil rights perspective.
- To address the growth of Indian opinion regarding modern Indian intellectuals' constitutional
- Role and entitlement to civil and economic rights as well as the emergence nation hood in the early years of Indian nationalism.
- To address the role of socialism in India after the commencement of the Bolshevik Revolution in 1917 and its impact on the initial drafting of the Indian Constitution.

### UNIT I HISTORY OF MAKING OF THE INDIAN CONSTITUTION:

History, Drafting Committee, (Composition & Working)

### UNIT II PHILOSOPHY OF THE INDIAN CONSTITUTION:

Preamble, Salient Features

### UNIT III CONTOURS OF CONSTITUTIONAL RIGHTS AND DUTIES:

Fundamental Rights, Right to Equality, Right to Freedom, Right against Exploitation, Right to Freedom of Religion, Cultural and Educational Rights, Right to Constitutional Remedies, Directive Principles of State Policy, Fundamental Duties.

### UNIT IV ORGANS OF GOVERNANCE:

Parliament, Composition, Qualifications and Disqualifications, Powers and Functions, Executive, President, Governor, Council of Ministers, Judiciary, Appointment and Transfer of Judges, Qualifications, Powers and Functions.

### UNIT V LOCAL ADMINISTRATION:

District's Administration head: Role and Importance, Municipalities: Introduction, Mayor and role of Elected Representative, CEO, Municipal Corporation. Pachayati raj: Introduction, Panchayat: Zila Pachayat. Elected officials and their roles, CEO Zila Pachayat: Position and role. Block level: Organizational Hierarchy (Different departments), Village level: Role of Elected and Appointed officials, Importance of grass root democracy.

### UNIT VI ELECTION COMMISSION:

Election Commission: Role and Functioning. Chief Election Commissioner and Election Commissioners - Institute and Bodies for the welfare of SC/ST/OBC and women.

**TOTAL: 30 PERIODS**

### OUTCOMES

Students will be able to:

- Discuss the growth of the demand for civil rights in India for the bulk of Indians before the arrival of Gandhi in Indian politics.
- Discuss the intellectual origins of the framework of argument that informed the conceptualization
- of social reforms leading to revolution in India.

*Attested*

  
DIRECTOR  
Centre for Academic Courses  
Anna University, Chennai-600 025

- Discuss the circumstances surrounding the foundation of the Congress Socialist Party[CSP] under the leadership of Jawaharlal Nehru and the eventual failure of the proposal of direct elections through adult suffrage in the Indian Constitution.
- Discuss the passage of the Hindu Code Bill of 1956.

### **SUGGESTED READING**

1. The Constitution of India,1950(Bare Act),Government Publication.
2. Dr.S.N.Busi, Dr.B. R.Ambedkar framing of Indian Constitution,1<sup>st</sup> Edition, 2015.
3. M.P. Jain, Indian Constitution Law, 7<sup>th</sup> Edn., Lexis Nexis,2014.
4. D.D. Basu, Introduction to the Constitution of India, Lexis Nexis, 2015.

**AX5096**

**PEDAGOGY STUDIES**

**L T P C**  
**2 0 0 0**

### **OBJECTIVES**

Students will be able to:

- Review existing evidence on there view topic to inform programme design and policy
- Making under taken by the DfID, other agencies and researchers.
- Identify critical evidence gaps to guide the development.

### **UNIT I INTRODUCTION AND METHODOLOGY:**

Aims and rationale, Policy background, Conceptual framework and terminology - Theories of learning, Curriculum, Teacher education - Conceptual framework, Research questions - Overview of methodology and Searching.

### **UNIT II THEMATIC OVERVIEW**

Pedagogical practices are being used by teachers in formal and informal classrooms in developing countries - Curriculum, Teacher education.

### **UNIT III EVIDENCE ON THE EFFECTIVENESS OF PEDAGOGICAL PRACTICES**

Methodology for the in depth stage: quality assessment of included studies - How can teacher education (curriculum and practicum) and the school curriculum and guidance materials best support effective pedagogy? - Theory of change - Strength and nature of the body of evidence for effective pedagogical practices - Pedagogic theory and pedagogical approaches - Teachers' attitudes and beliefs and Pedagogic strategies.

### **UNIT IV PROFESSIONAL DEVELOPMENT**

Professional development: alignment with classroom practices and follow up support - Peer support - Support from the head teacher and the community - Curriculum and assessment - Barriers to learning: limited resources and large class sizes

### **UNIT V RESEARCH GAPS AND FUTURE DIRECTIONS**

Research design – Contexts – Pedagogy - Teacher education - Curriculum and assessment - Dissemination and research impact.

**TOTAL: 30 PERIODS**

*Attested*

  
**DIRECTOR**  
Centre for Academic Courses  
Anna University, Chennai-600 025

## OUTCOMES

Students will be able to understand:

- What pedagogical practices are being used by teachers informal and informal classrooms in developing countries?
- What is the evidence on the effectiveness of these pedagogical practices, in what conditions, and with what population of learners?
- How can teacher education (curriculum and practicum) and the school curriculum and guidance materials best support effective pedagogy?

## SUGGESTED READING

1. Ackers J, Hardman F (2001) Classroom interaction in Kenyan primary schools, Compare, 31(2): 245-261.
2. Agrawal M (2004) Curricular reform in schools: The importance of evaluation, Journal of Curriculum Studies, 36(3):361-379.
3. Akyeampong K (2003) Teacher training in Ghana-does it count? Multi-site teacher education research project (MUSTER) country report 1. London: DFID.
4. Akyeampong K, Lussier K, Pryor J, Westbrook J (2013) Improving teaching and learning of basic maths and reading in Africa: Does teacher preparation count? International Journal Educational Development, 33(3): 272–282.
5. Alexander RJ (2001) Culture and pedagogy: International comparisons in primary education. Oxford and Boston: Blackwell.
6. Chavan M (2003) Read India: A mass scale, rapid, 'learning to read' campaign.
7. [www.pratham.org/images/resource%20working%20paper%202.pdf](http://www.pratham.org/images/resource%20working%20paper%202.pdf)

AX5097

**STRESS MANAGEMENT BY YOGA**

**L T P C**  
**2 0 0 0**

## OBJECTIVES

- To achieve overall health of body and mind
- To overcome stress

## UNIT I

Definitions of Eight parts of yoga. (Ashtanga)

## UNIT II

Yam and Niyam - Do's and Don't's in life - i) Ahinsa, satya, astheya, bramhacharya and aparigraha, ii) Ahinsa, satya, astheya, bramhacharya and aparigraha.

## UNIT III

Asan and Pranayam - Various yog poses and their benefits for mind & body - Regularization of breathing techniques and its effects - Types of pranayam

**TOTAL: 30 PERIODS**

## OUTCOMES

Students will be able to:

- Develop healthy mind in a healthy body thus improving social health also
- Improve efficiency

*Attested*

  
**DIRECTOR**  
Centre for Academic Courses  
Anna University, Chennai-600 025

## SUGGESTED READING

1. 'Yogic Asanas for Group Training-Part-I':Janardan Swami Yoga bhyasi Mandal, Nagpur
2. "Rajayoga or conquering the Internal Nature" by Swami Vivekananda, Advaita Ashrama (Publication Department), Kolkata

**AX5098**

## **PERSONALITY DEVELOPMENT THROUGH LIFE ENLIGHTENMENT SKILLS**

**L T P C  
2 0 0 0**

### **OBJECTIVES**

- To learn to achieve the highest goal happily
- To become a person with stable mind, pleasing personality and determination
- To awaken wisdom in students

### **UNIT I**

Neetisatakam-holistic development of personality - Verses- 19,20,21,22 (wisdom) - Verses- 29,31,32 (pride & heroism) – Verses- 26,28,63,65 (virtue) - Verses- 52,53,59 (dont's) - Verses- 71,73,75,78 (do's)

### **UNIT II**

Approach to day to day work and duties - Shrimad Bhagwad Geeta: Chapter 2-Verses 41, 47,48 - Chapter 3-Verses 13, 21, 27, 35 Chapter 6-Verses 5,13,17,23, 35 - Chapter 18-Verses 45, 46, 48.

### **UNIT III**

Statements of basic knowledge - Shrimad Bhagwad Geeta: Chapter2-Verses 56, 62, 68 Chapter 12 -Verses 13, 14, 15, 16,17, 18 - Personality of role model - shrimad bhagwad geeta - Chapter2-Verses 17, Chapter 3-Verses 36,37,42 - Chapter 4-Verses 18, 38,39 Chapter18 – Verses 37,38,63

**TOTAL: 30 PERIODS**

### **OUTCOMES**

Students will be able to

- Study of Shrimad-Bhagwad-Geeta will help the student in developing his personality and achieve the highest goal in life
- The person who has studied Geeta will lead the nation and mankind to peace and prosperity
- Study of Neet is hatakam will help in developing versatile personality of students.

## **SUGGESTED READING**

1. Gopinath, Rashtriya Sanskrit Sansthanam P, Bhartrihari's Three Satakam, Niti-sringar-vairagya, New Delhi,2010
2. Swami Swarupananda , Srimad Bhagavad Gita, Advaita Ashram, Publication Department, Kolkata, 2016.

*Attested*

  
**DIRECTOR**  
Centre for Academic Courses  
Anna University, Chennai-600 025